



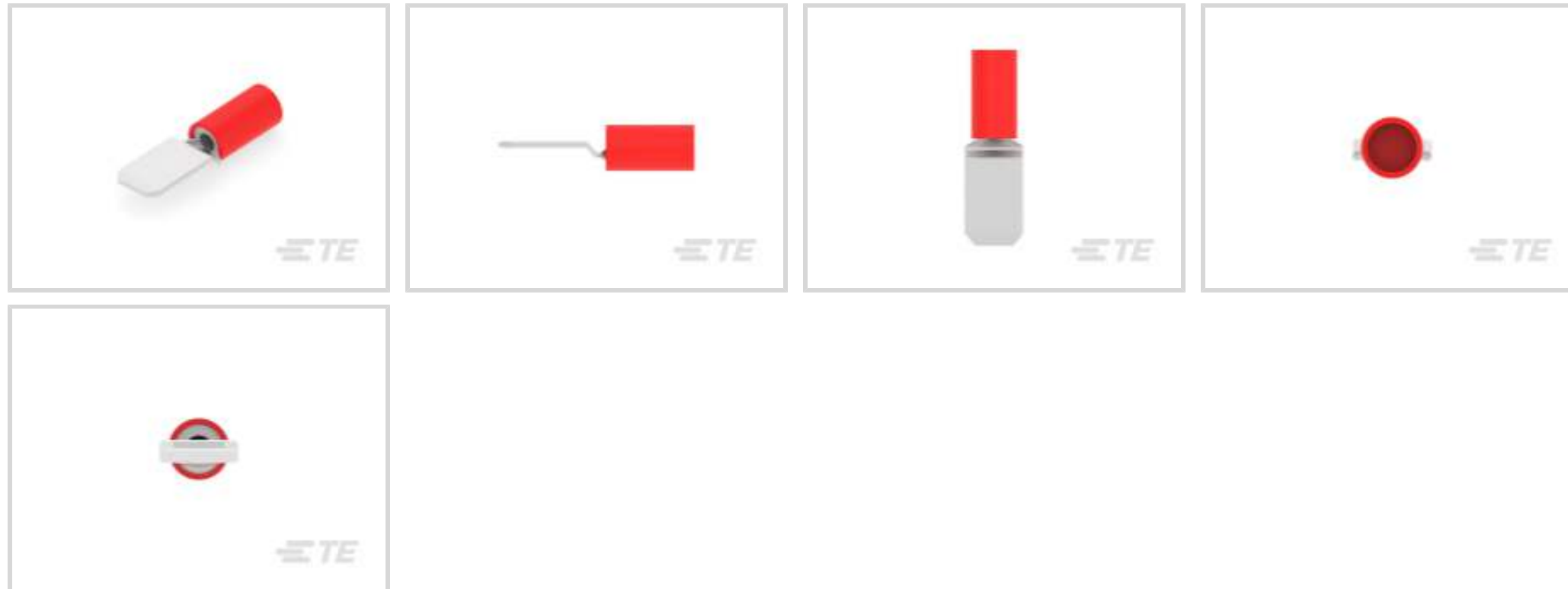
FASTON

TE Internal #: 140896-2

Quick Disconnects, Tab, 20 – 17 AWG Wire Size, .5 – 1 mm² Wire Size, 992 – 1980 CMA Wire Size, Mating Tab Width 6.35 mm [.25 in], Straight, Brass

[View on TE.com >](#)

Terminals & Splices > Quick Disconnects



Quick Disconnect Terminal Type: **Tab**

Wire Size: **992 – 1980 CMA**

Mating Tab Width: **6.35 mm [.25 in]**

Features

Configuration Features

Connection Capacity	Single
Compatible With Wire & Cable Type	Discrete Wire

Body Features

Insulation Material	Nylon
---------------------	-------

Contact Features

Quick Disconnect Terminal Type	Tab
Mating Tab Width	6.35 mm [.25 in]
Mating Tab Thickness	.81 mm [.032 in]
Terminal Orientation	Straight
Contact Base Material	Brass
Terminal Plating Material	Tin
Crimp Type	Compression
Barrel Type	Closed

Termination Features

Product Terminates To	Wire & Cable
-----------------------	--------------



Mechanical Attachment

Wire Insulation Support	Without
-------------------------	---------

Dimensions

Product Length	23.5 mm[.925 in]
Compatible Insulation Diameter Range	3.3 mm[.13 in]
Wire Size	992 – 1980 CMA

Usage Conditions

Insulation Option	Partially Insulated
Operating Temperature Range	105 °C[221 °F]

Packaging Features

Packaging Quantity	1000
Packaging Method	Box

Other

Barrel Color	Red
--------------	-----

Product Compliance

[For compliance documentation, visit the product page on TE.com>](#)

EU RoHS Directive 2011/65/EU	Compliant
EU ELV Directive 2000/53/EC	Compliant
China RoHS 2 Directive MIIT Order No 32, 2016	No Restricted Materials Above Threshold
EU REACH Regulation (EC) No. 1907/2006	Current ECHA Candidate List: JUNE 2023 (235) Candidate List Declared Against: JUNE 2023 (235) Does not contain REACH SVHC
Halogen Content	Low Halogen - Br, Cl, F, I < 900 ppm per homogenous material. Also BFR/CFR/PVC Free
Solder Process Capability	Not applicable for solder process capability

Product Compliance Disclaimer

This information is provided based on reasonable inquiry of our suppliers and represents our current actual knowledge based on the information they provided. This information is subject to change. The part numbers that TE has identified as EU RoHS compliant have a maximum concentration of 0.1% by weight in homogenous materials for lead, hexavalent chromium, mercury, PBB, PBDE, DBP, BBP, DEHP, DIBP, and 0.01% for cadmium, or qualify for an exemption to these limits as defined in the Annexes of Directive 2011/65/EU (RoHS2). Finished electrical and electronic equipment products will be CE marked as required by Directive 2011/65/EU. Components may not be CE marked. Additionally, the part numbers that TE has identified as EU ELV compliant have a maximum concentration of 0.1% by weight in homogenous materials for lead, hexavalent chromium, and mercury, and 0.01% for cadmium, or qualify for an exemption to these limits

as defined in the Annexes of Directive 2000/53/EC (ELV). Regarding the REACH Regulation, the information TE provides on SVHC in articles for this part number is based on the latest European Chemicals Agency (ECHA) 'Guidance on requirements for substances in articles' posted at this URL: <https://echa.europa.eu/guidance-documents/guidance-on-reach>

Compatible Parts



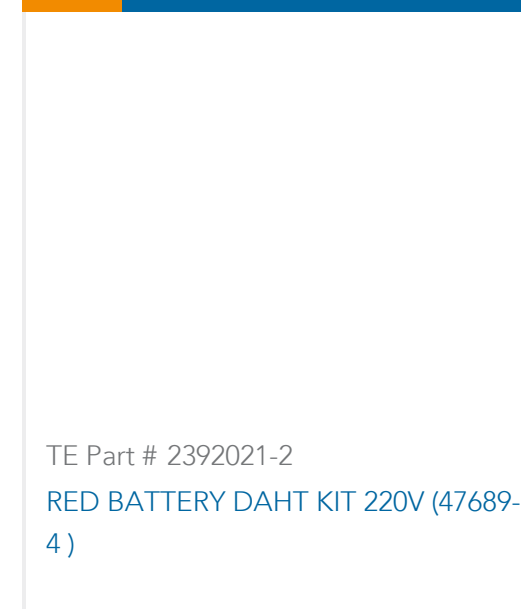
TE Part # 47386-4
DAHT PG PIDG 26-16 ASSY



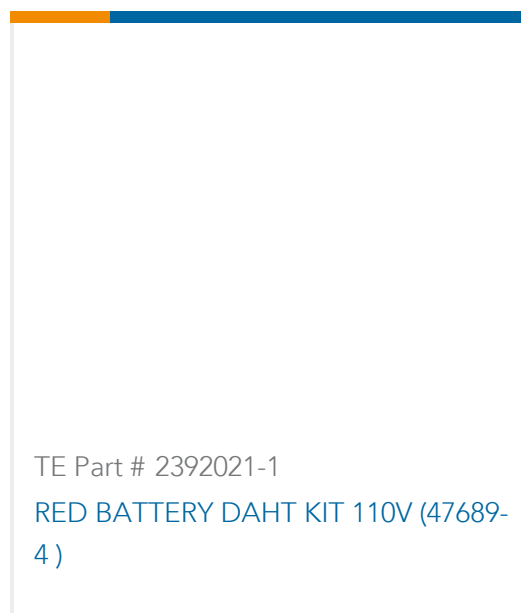
TE Part # 90035-3
DAHT PIDG FASTON 22-18 ASSY



TE Part # 2-1377175-3
SMP 0-0140896-2



TE Part # 2392021-2
RED BATTERY DAHT KIT 220V (47689-4)



TE Part # 2392021-1
RED BATTERY DAHT KIT 110V (47689-4)

Customers Also Bought




TE Part #5-2176307-1
RP 1E 0.1W 41K2 0.1% 25PPM 5K RL



TE Part #7-2176307-7
RP 1E 0.1W 76K8 0.1% 25PPM 5K RL



TE Part #HD36-18-21PN
PLG, 21P, AL, N, 20, P



TE Part #641207-000
B-151-05



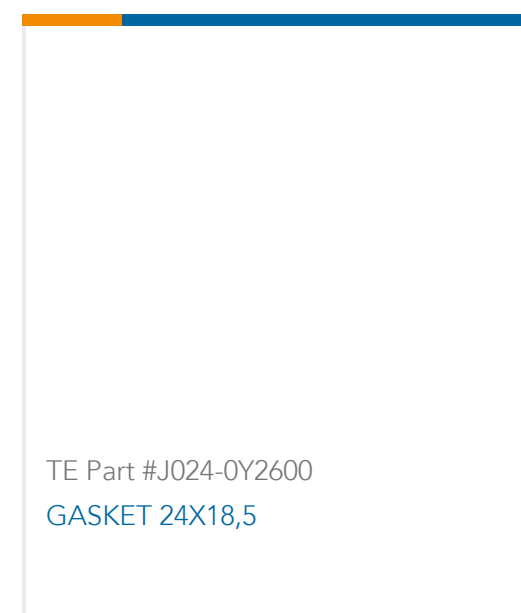
TE Part #4-6437630-7
FLN29RED04=ROCKER ACTION SWITCH



TE Part #539685-2
ERGO DIE MQS



TE Part #4-1768000-0
LBC-210295PS



TE Part #J024-0Y2600
GASKET 24X18,5

Documents

Product Drawings

TERMINAL TAB FASTON PIDG 6,35

French



CAD Files

3D PDF

3D

Customer View Model

[ENG_CVM_CVM_140896-2_L.2d_dxf.zip](#)

English

Customer View Model

[ENG_CVM_CVM_140896-2_L.3d_igs.zip](#)

English

Customer View Model

[ENG_CVM_CVM_140896-2_L.3d_stp.zip](#)

English

3D PDF

English

Customer View Model

[ENG_CVM_140896-2_E.3d_igs.zip](#)

English

Customer View Model

[ENG_CVM_140896-2_E.3d_stp.zip](#)

English

Customer View Model

[ENG_CVM_140896-2_E.2d_dxf.zip](#)

English

By downloading the CAD file I accept and agree to the [Terms and Conditions](#) of use.

Datasheets & Catalog Pages

PIDG TERMINALS & SPLICES Quick Reference Guide

English

Product Specifications

Product Specification

English

Product Environmental Compliance

[MD_140896-2_0313201893_dmtec](#)

English

[MD_140896-2_0313201893_dmtec](#)

English