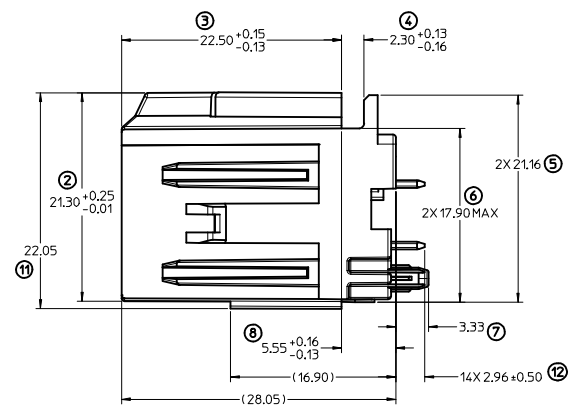
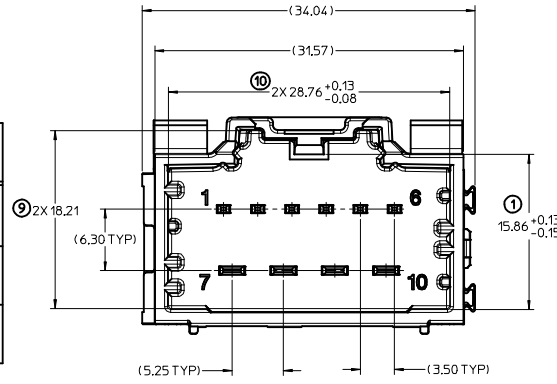
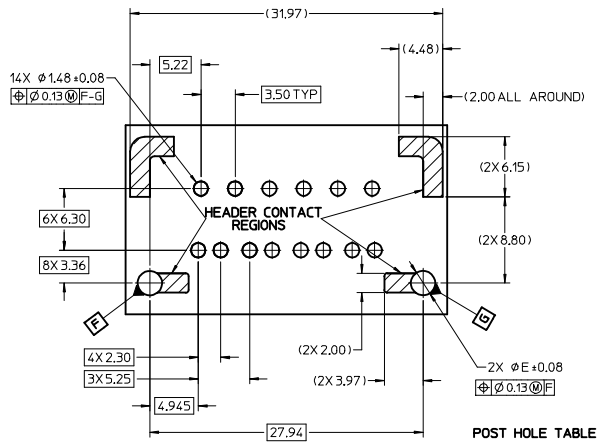


MATERIAL NUMBER		CKT SIZE	DESCRIPTION	POL	COLOR
TUBE PACK	TRAY PACK				
34695-9100	34695-0100	10	POWER STAC VERTICAL HEADER ASSEMBLY	A	BLACK
34695-9101	34695-0101	10	POWER STAC VERTICAL HEADER ASSEMBLY	B	GREY
34695-9102	34695-0102	10	POWER STAC VERTICAL HEADER ASSEMBLY	C	BROWN



RECOMMENDED PCB LAYOUT



POST HOLE TABLE

FOR DIM E:	
PRESS FIT	Ø2.60
DROP IN	Ø3.05

NOTES: VALID UNLESS OTHERWISE SPECIFIED
1. GENERAL:

- a. CONNECTOR HEADER MUST BE VALIDATED TO THE FOLLOWING FUNCTIONAL REQUIREMENTS:
PIN RETENTION - USCAR-2 REV 4
SOLDERABILITY - SMES-152
 - b. APPLICATION REQUIREMENTS (REFERENCE ONLY) FOR:
SEE APPLICATION SPECIFICATION - AS-34690-000
SEE PRODUCT SPECIFICATION - PS-31372-100
MATES WITH: SD-31372-900
 - c. PACKAGING SPECIFICATION PER MOLEX DRAWING PK-31300-892
2. DESIGN MATERIALS:
- a. SHROUD (PLASTIC HOUSING):
RESIN - SPS 30%GF
 - b. 150mm BLADES:
BASE MATERIAL: C19400
PLATING TYPE: AS NOTED
 - c. 280mm BLADES:
BASE MATERIAL: C19400
PLATING TYPE: AS NOTED
3. PLATING REQUIREMENTS:
- a. UNDERPLATING - OVERALL NICKEL
 - b. OVERPLATING - OVERALL TIN

UPDATED DIMENSIONS EC NO: UAU2013-1619 DRAWN: FISCHER01 2013/04/15 CHKD: APPR: RBAUMAN 2013/04/26	QUALITY SYMBOLS	GENERAL TOLERANCES (UNLESS SPECIFIED)	DIMENSION STYLE	SCALE	DESIGN UNITS	THIRD ANGLE PROJECTION															
	$\nabla=0$ $\nabla=0$	<table border="1"> <thead> <tr> <th></th> <th>mm</th> <th>INCH</th> </tr> </thead> <tbody> <tr> <td>4 PLACES</td> <td>±---</td> <td>±---</td> </tr> <tr> <td>3 PLACES</td> <td>±---</td> <td>±---</td> </tr> <tr> <td>2 PLACES</td> <td>±0.13</td> <td>±---</td> </tr> <tr> <td>1 PLACE</td> <td>±0.25</td> <td>±---</td> </tr> </tbody> </table>		mm	INCH	4 PLACES	±---	±---	3 PLACES	±---	±---	2 PLACES	±0.13	±---	1 PLACE	±0.25	±---	MM ONLY	4:1	METRIC	
		mm	INCH																		
	4 PLACES	±---	±---																		
3 PLACES	±---	±---																			
2 PLACES	±0.13	±---																			
1 PLACE	±0.25	±---																			
DRAWN BY: MBAILEY CHECKED BY: CDILLON APPROVED BY:	DATE: 10/02/06 DATE: 04/18/07 DATE:	TITLE	STAC64 SINGLE BAY VERT 10 CKT. HEADER ASSEMBLY SALES DRAWING																		
		DRAFT WHERE APPLICABLE MUST REMAIN WITHIN DIMENSIONS	MATERIAL NO. SEE CHART	DOCUMENT NO. SD-34695-100	SHEET NO. 1 OF 1	MOLEX INCORPORATED															

THIS DRAWING CONTAINS INFORMATION THAT IS PROPRIETARY TO MOLEX INCORPORATED AND SHOULD NOT BE USED WITHOUT WRITTEN PERMISSION