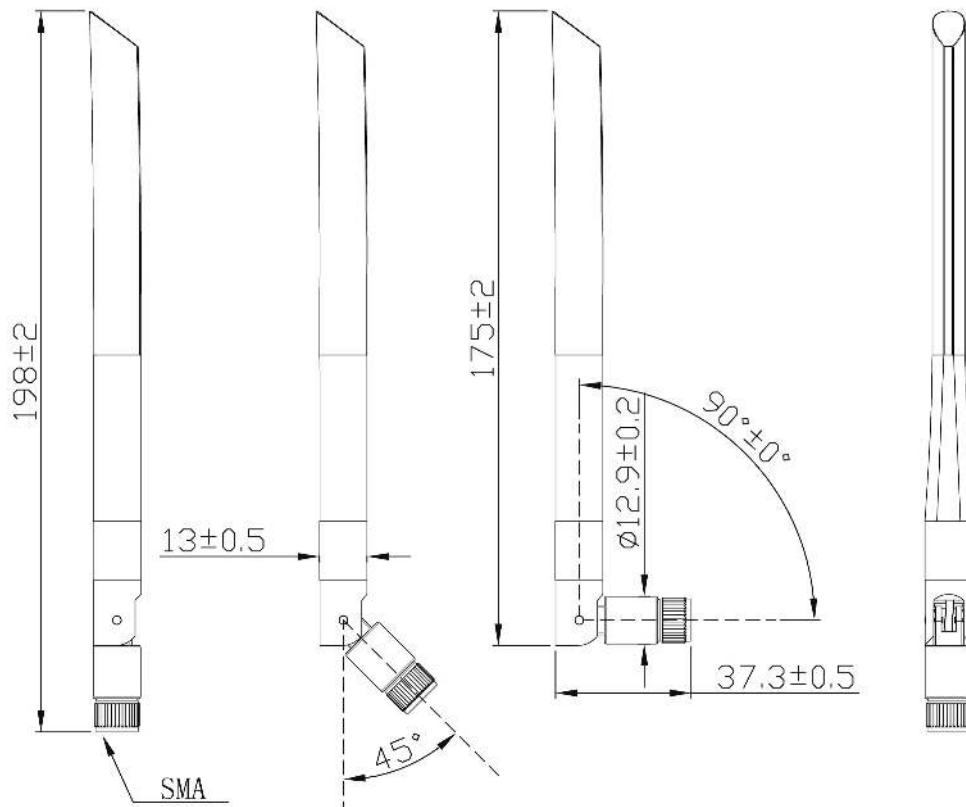


5G NR Antenna JCG410NR



DIMENSIONS



Unit: mm

SPECIFICATIONS

Item	Specifications	
Antenna	Frequency Range	617~960/1710~2690/3300-3800MHz
	Polarization	Linear
	Gain	3dBi typ.
	V.S.W.R	<3.0
	Impedance	50 Ω
	Connector	SMA Male
Environmental	Operating Temperature	-40°C~+85°C
	Vibration	10 to 55Hz with 1.5mm amplitude 2hours
	Environmentally Friendly	ROHS Compliant

TEST INSTRUMENTS

Instrument Name	Instrument model	Instrument codes	Calibration Expiration Date
Microwave anechoic chamber	SY-24	MA-19-19	\
Network analyzer	E5071C	MA-11-044	2022.04.19

TEST PROCEDURE & CONCLUSION

1 Test condition

1.1 Test standard: /

1.2 Test method:

① Open the network analyzer, connect the antenna to the port of the network analyzer, set the corresponding working frequency, and conduct VSWR test on the antenna.

② The antenna is installed in the microwave analogue chamber and fixed in the center of the turntable. According to the frequency range of the antenna,

JIAXING JINCHANG ELECTRONIC TECHNOLOGY CO.,LTD

Add: 398#, Zhenye Road, South Street, Jiaxing, Zhejiang, China

Http:// www.jinchanggps.com

E-mail: jcgps@vip.163.com

Tel: 86-0573-83692157/83692605/83958637 Fax: 86-0573-83958635



the test frequency points are set to start the test. After the test is completed, read the required test index parameters from the software.

2 Test requirements

The antenna index meets the following requirements: VSWR < 4(Max.), Gain ≥ 2dBi, Efficiency 60%+.

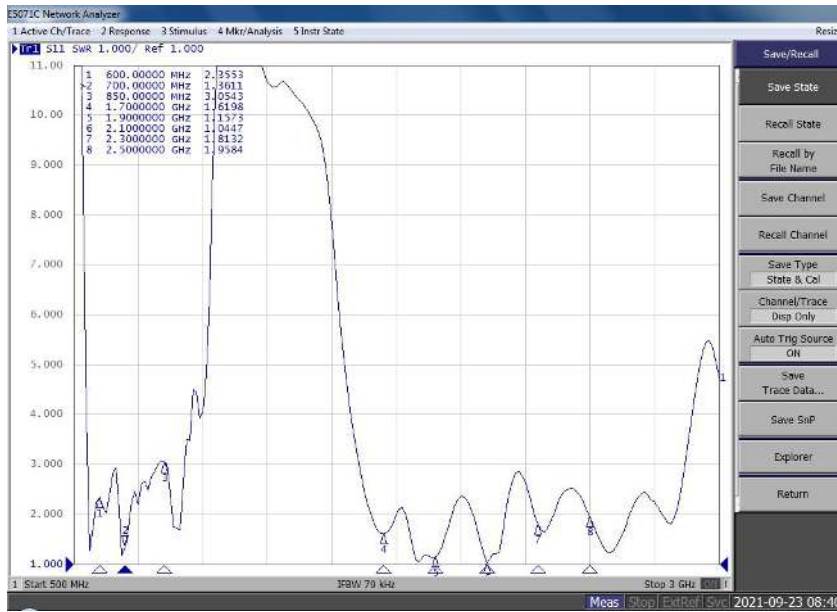
3 Test Conclusion

The results are shown in the table below:

1# Antenna									Conclusion
Frequency (MHz)	600	700	850	1700	1900	2100	2300	2500	PASS
VSWR	2.36	1.36	3.05	1.62	1.16	1.04	1.81	1.96	PASS
Gain (dBi)	2.65	2.22	2.44	2.36	2.18	2.87	4.26	2	PASS
Efficiency (%)	61.91	64.71	62.31	61.65	62.98	60.51	61.93	65.32	PASS
2# Antenna									
Frequency (MHz)	600	700	850	1700	1900	2100	2300	2500	PASS
VSWR	2.52	1.37	3.0	1.73	1.08	1.09	1.79	1.99	PASS
Gain (dBi)	2.12	2.64	2.24	2.92	2.44	2.25	4.3	2.1	PASS
Efficiency (%)	62.54	64.11	61.42	65.59	63.30	62.95	63.14	63.38	PASS

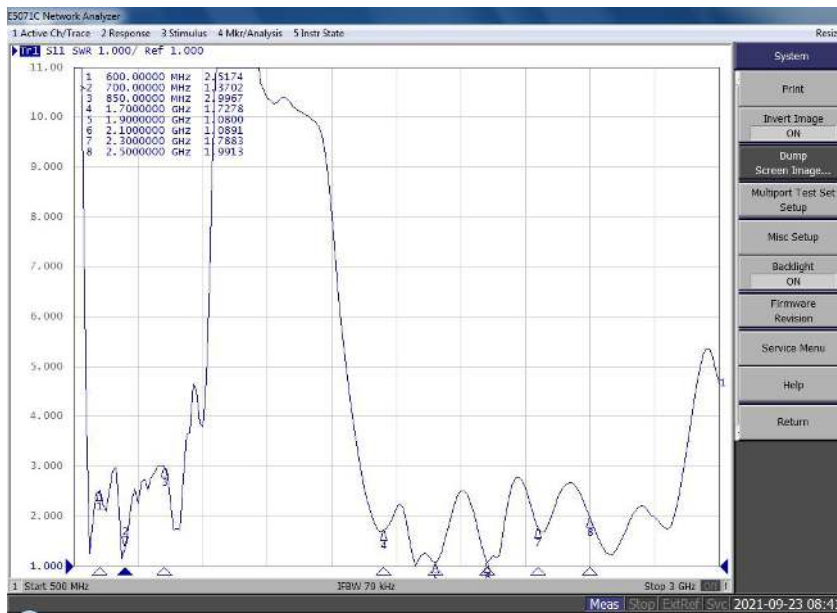
TEST RESULT DIAGRAM

1# Antenna:



VSWR

2# Antenna:



VSWR