




Connectors > Connector Accessories > Connector Backshells



Connector Backshell Product Style: **Shielded**

Connector Backshell Product Type: **Backshell Kit**

Primary Product Material: **Zinc**

Body Orientation: **Straight**

Number of Positions: **50**

Features

Product Type Features

Connector Backshell Product Style	Shielded
Connector Backshell Product Type	Backshell Kit

Configuration Features

Number of Positions	50
---------------------	----

Body Features

Primary Product Material	Zinc
Cable Exit Angle	75°
Primary Product Plating Material	Nickel over Copper

Housing Features

Body Orientation	Straight
Compatible With Connector Shape	D-Shaped

Dimensions

Compatible Insulation Diameter Range	10.16 mm[.4 in]
--------------------------------------	-----------------

Industry Standards

UL Flammability Rating	UL 94V-0
------------------------	----------

Packaging Features

Packaging Quantity	1
Packaging Method	Bag



Other

Connector Accessory Comment

Each backshell kit includes upper and lower backshells, two spring latches, one strain relief staple and two 2-56 screws. All are packaged unassembled, Meets SCSI-2 standards

Product Compliance

[For compliance documentation, visit the product page on TE.com>](#)

EU RoHS Directive 2011/65/EU

Not Compliant

EU ELV Directive 2000/53/EC

Compliant with Exemptions

China RoHS 2 Directive MIIT Order No 32, 2016

Restricted Materials Above Threshold

EU REACH Regulation (EC) No. 1907/2006

Current ECHA Candidate List: JUNE 2023 (235)

Candidate List Declared Against: JUNE 2023 (235)

SVHC > Threshold:

Pb (13% in Component Part)

Article Safe Usage Statements:

Do not eat, drink or smoke when using this product. Wash thoroughly after handling. Recycle if possible and dispose of the article by following all applicable governmental regulations relevant to your geographic location.

Halogen Content

Low Halogen - Br, Cl, F, I < 900 ppm per homogenous material. Also BFR/CFR/PVC Free

Solder Process Capability

Not applicable for solder process capability

Product Compliance Disclaimer


This information is provided based on reasonable inquiry of our suppliers and represents our current actual knowledge based on the information they provided. This information is subject to change. The part numbers that TE has identified as EU RoHS compliant have a maximum concentration of 0.1% by weight in homogenous materials for lead, hexavalent chromium, mercury, PBB, PBDE, DBP, BBP, DEHP, DIBP, and 0.01% for cadmium, or qualify for an exemption to these limits as defined in the Annexes of Directive 2011/65/EU (RoHS2). Finished electrical and electronic equipment products will be CE marked as required by Directive 2011/65/EU. Components may not be CE marked. Additionally, the part numbers that TE has identified as EU ELV compliant have a maximum concentration of 0.1% by weight in homogenous materials for lead, hexavalent chromium, and mercury, and 0.01% for cadmium, or qualify for an exemption to these limits as defined in the Annexes of Directive 2000/53/EC (ELV). Regarding the REACH Regulation, the information TE provides on SVHC in articles for this part number is based on the latest European Chemicals Agency (ECHA) 'Guidance on requirements for substances in articles' posted at this URL: <https://echa.europa.eu/guidance-documents/guidance-on-reach>

Compatible Parts



TE Part # 1-5750913-5
50 50SR CABLE CONN KIT


Also in the Series | AMPLIMITE 0.50 Series



Connector Backshells(31)



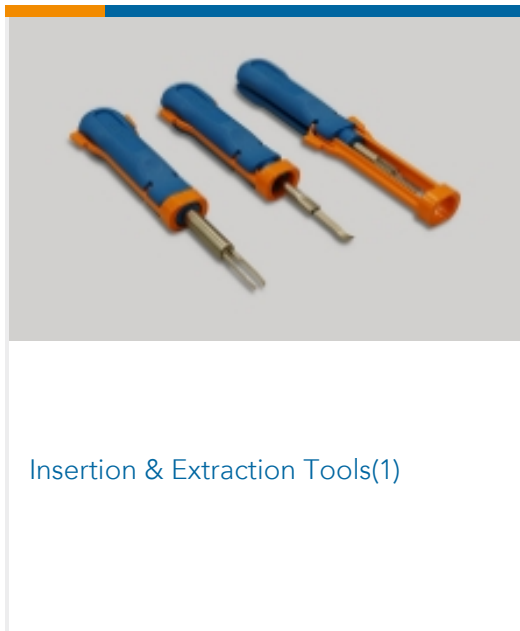
D-Sub Covers(20)



D-Sub Locking & Mounting(8)



IDC D-Sub Connectors(67)



Insertion & Extraction Tools(1)



PCB D-Sub Connectors(172)

Customers Also Bought



TE Part #5205736-7
15 RCPT SP/MS STD



TE Part #1-5750913-5
50 50SR CABLE CONN KIT



TE Part #194018-1
PIN ASSY..070




TE Part #6-66460-4
PIN,.062 DIA,.025 SQ POST,LP



TE Part #745550-1
HDE 20 KIT 90 DEG CBL CLMP



TE Part #208497-1
CMC RECEPTACLE ASSY,SIZE 22



TE Part #34157
TERMINAL,PG R 16-14 4



TE Part #5-66461-5
SKT,.062 DIA,.025 SQ POST,LP



Documents

Product Drawings

[50 50SR KIT,75D,UK](#)

English

CAD Files

[3D PDF](#)

English

Customer View Model

[ENG_CVM_749202-2_E.2d_dxf.zip](#)

English

Customer View Model

[ENG_CVM_749202-2_E.3d_igs.zip](#)

English

Customer View Model

[ENG_CVM_749202-2_E.3d_stp.zip](#)

English

By downloading the CAD file I accept and agree to the [Terms and Conditions](#) of use.

Product Specifications

[Application Specification](#)

English

Product Environmental Compliance

[Product Compliance](#)

English

[Product Compliance](#)

English

Instruction Sheets

[Instruction Sheet \(U.S.\)](#)

English

[Instruction Sheet \(U.S.\)](#)

English

[Instruction Sheet \(U.S.\)](#)

English

[Instruction Sheet \(U.S.\)](#)



English

[Agency Approvals](#)

[UL Report](#)

English