

63241-3 ✓ ACTIVE

FASTIN-FASTON | FASTIN-FASTON 110

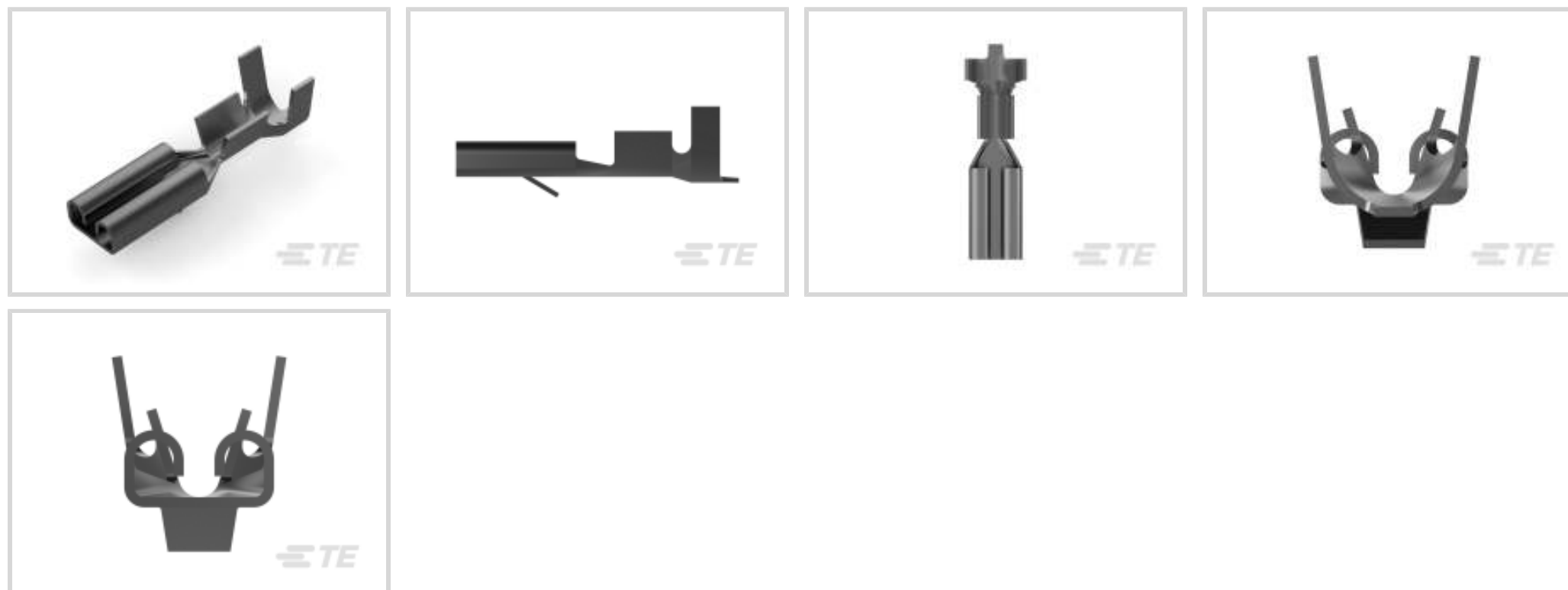
TE Internal #: 63241-3

Quick Disconnects, Receptacle, 22 – 18 AWG Wire Size, .32 – .82 mm² Wire Size, Mating Tab Width 2.8 mm [.11 in], Straight, Brass, FASTIN-FASTON 110

[View on TE.com >](#)



Terminals & Splices > Quick Disconnects



Quick Disconnect Terminal Type: **Receptacle**

Wire Size: .32 – .82 mm²

Mating Tab Width: 2.8 mm [.11 in]

Mating Tab Thickness: .51 mm [.02 in]

Features

Product Type Features

| | |
|-----------------|--------|
| Insertion Force | Normal |
|-----------------|--------|

Configuration Features

| | |
|---------------------|--------|
| Connection Capacity | Single |
|---------------------|--------|

| | |
|-----------------------------------|---------------|
| Compatible With Wire & Cable Type | Discrete Wire |
|-----------------------------------|---------------|

Contact Features

| | |
|--------------------------------|------------|
| Quick Disconnect Terminal Type | Receptacle |
|--------------------------------|------------|

| | |
|------------------|-----------------|
| Mating Tab Width | 2.8 mm [.11 in] |
|------------------|-----------------|

| | |
|----------------------|-----------------|
| Mating Tab Thickness | .51 mm [.02 in] |
|----------------------|-----------------|

| | |
|----------------------|----------|
| Terminal Orientation | Straight |
|----------------------|----------|

| | |
|-----------------------|-------|
| Contact Base Material | Brass |
|-----------------------|-------|

| | |
|---------------------------|---------|
| Terminal Plating Material | Pre-Tin |
|---------------------------|---------|

| | |
|------------|---------|
| Crimp Type | F-Crimp |
|------------|---------|

| | |
|-------------|------|
| Barrel Type | Open |
|-------------|------|

Termination Features



| | |
|-----------------------|--------------|
| Product Terminates To | Wire & Cable |
|-----------------------|--------------|

Mechanical Attachment

| | |
|-------------------------|---------------|
| Wire Insulation Support | With |
| Mating Retention Type | Locking Lance |

Dimensions

| | |
|--------------------------------------|-------------------------------|
| Terminal Material Thickness | 6.35 mm [.25 in] |
| Product Length | 13.97 mm [.55 in] |
| Compatible Insulation Diameter Range | 2.03 – 3.05 mm [.08 – .12 in] |
| Wire Size | .32 – .82 mm ² |

Usage Conditions

| | |
|-----------------------------|-----------------------------|
| Insulation Option | Uninsulated |
| Operating Temperature Range | -40 – 110 °C [-40 – 230 °F] |

Packaging Features

| | |
|--------------------|------------|
| Packaging Quantity | 9000 |
| Packaging Method | Strip/Reel |

Product Compliance

[For compliance documentation, visit the product page on TE.com>](#)

| | |
|---|---|
| EU RoHS Directive 2011/65/EU | Compliant |
| EU ELV Directive 2000/53/EC | Compliant |
| China RoHS 2 Directive MIIT Order No 32, 2016 | No Restricted Materials Above Threshold |
| EU REACH Regulation (EC) No. 1907/2006 | Current ECHA Candidate List: JUNE 2023 (235) Candidate List Declared Against: JUNE 2023 (235) Does not contain REACH SVHC |
| Halogen Content | Low Halogen - Br, Cl, F, I < 900 ppm per homogenous material. Also BFR/CFR/PVC Free |
| Solder Process Capability | Not applicable for solder process capability |

Product Compliance Disclaimer

This information is provided based on reasonable inquiry of our suppliers and represents our current actual knowledge based on the information they provided. This information is subject to change. The part numbers that TE has identified as EU RoHS compliant have a maximum concentration of 0.1% by weight in homogenous materials for lead, hexavalent chromium, mercury, PBB, PBDE, DBP, BBP, DEHP, DIBP, and 0.01% for cadmium, or qualify for an exemption to these limits as defined in the Annexes of Directive 2011/65/EU (RoHS2). Finished electrical and electronic equipment products will be CE marked as required by Directive 2011/65/EU. Components may not be CE marked. Additionally, the part



numbers that TE has identified as EU ELV compliant have a maximum concentration of 0.1% by weight in homogenous materials for lead, hexavalent chromium, and mercury, and 0.01% for cadmium, or qualify for an exemption to these limits as defined in the Annexes of Directive 2000/53/EC (ELV). Regarding the REACH Regulation, the information TE provides on SVHC in articles for this part number is based on the latest European Chemicals Agency (ECHA) 'Guidance on requirements for substances in articles' posted at this URL: <https://echa.europa.eu/guidance-documents/guidance-on-reach>

Compatible Parts



TE Part # 2-2150769-1
OCEAN_2.0_Applicator-E-070F140F



TE Part # 2-2150769-2
OCEAN_2.0_Applicator-E-070F140F



TE Part # 2150769-1
OCEAN_2.0_Applicator-E-070F140F



TE Part # 2150769-2
OCEAN_2.0_Applicator-E-070F140F




TE Part # 63580-1
FF 125 REC 22-18AWG TPBR




TE Part # 7-2150769-7
OCEAN_2.0_SPARE_PART_KIT-070F140F


Also in the Series | FASTIN-FASTON 110




Automotive Housings(6)




Automotive Terminals(6)



Crimp Terminal Housings(34)



Insertion & Extraction Tools(3)



Quick Disconnects(83)

Customers Also Bought



TE Part #2822363-1
EJ-2 DBL LOCK PLUG 2P ASSY B



TE Part #63138-1
110 FASTON REC 22-18 AWG TPBR



TE Part #2016693-2
RF CA,UMCC1 TO RPSMA JACK,1.13
MM,L100MM



TE Part #1379118-1
6POS MQS TAB



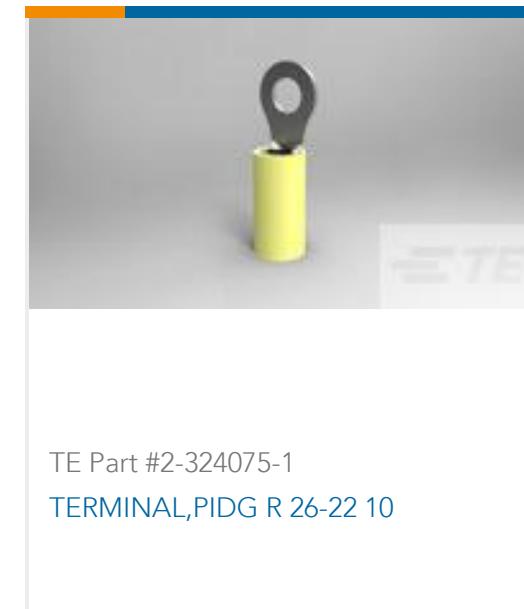
TE Part #927871-2
JUNIOR-TIMER KONT



TE Part #2-1703930-2
NANOMQS, RECEPTACLE TERMINAL



TE Part #3-644083-4
04P MTA100 CONN ASSY POL TAB



TE Part #2-324075-1
TERMINAL,PIDG R 26-22 10



TE Part #58246-1
MTA 100 CRIMP HEAD REPAIR
DISCRETE



TE Part #9-1452423-9
96 POS. CONNECTOR ASSY

Documents

Product Drawings

[FF 110 REC 22-18AWG PTBR](#)

English

CAD Files

[3D PDF](#)

3D

Customer View Model

[ENG_CVM_CVM_63241-3_V_c-63241-3-v.2d_dxf.zip](#)

English

Customer View Model

[ENG_CVM_CVM_63241-3_V_c-63241-3-v.3d_igs.zip](#)

English

Customer View Model

[ENG_CVM_CVM_63241-3_V_c-63241-3-v.3d_stp.zip](#)

English

By downloading the CAD file I accept and agree to the [Terms and Conditions](#) of use.

Datasheets & Catalog Pages



[FASTIN_FASTON_Product_Line](#)

English

[Product Specifications](#)

[Application Specification](#)

English

[FASTIN-FASTON 110, 187, 205 And 312 Series Receptacle Contacts](#)

English

[Product Environmental Compliance](#)

[TE Material Declaration](#)

English