

## UK 6,3-HESI

Order No.: 3004171



<http://eshop.phoenixcontact.de/phoenix/treeViewClick.do?UID=3004171>

Fuse terminal block for cartridge fuse insert, cross section: 0.5 - 16 mm<sup>2</sup>, AWG: 26 - 8, width: 10.2 mm, color: black

### Commercial data

|                          |                    |
|--------------------------|--------------------|
| EAN                      | 4017918090685      |
| Pack                     | 50 pcs.            |
| Customs tariff           | 85363010           |
| Weight/Piece             | 0.03372 KG         |
| Catalog page information | Page 370 (CL-2009) |

### Product notes

WEEE/RoHS-compliant since:  
01/01/2003



<http://www.download.phoenixcontact.com>  
Please note that the data given here has been taken from the online catalog. For comprehensive information and data, please refer to the user documentation. The General Terms and Conditions of Use apply to Internet downloads.

### Technical data

#### General

|                                    |       |
|------------------------------------|-------|
| Number of levels                   | 1     |
| Number of connections              | 2     |
| Color                              | black |
| Insulating material                | PA    |
| Inflammability class acc. to UL 94 | V2    |

**Dimensions**

|                  |         |
|------------------|---------|
| Width            | 10.2 mm |
| Length           | 79 mm   |
| Height NS 35/7,5 | 60.5 mm |
| Height NS 35/15  | 68 mm   |
| Height NS 32     | 65 mm   |

**Technical data**

|                                  |                                  |
|----------------------------------|----------------------------------|
| Fuse                             | G / 6,3 x 32                     |
| Fuse type                        | Glass                            |
| Rated surge voltage              | 6 kV                             |
| Pollution degree                 | 3                                |
| Surge voltage category           | III                              |
| Insulating material group        | I                                |
| Connection in acc. with standard | IEC 60947-7-3                    |
| Nominal current $I_N$            | 10 A                             |
| Nominal voltage $U_N$            | 500 V (As a fuse terminal block) |

**Connection data**

|  |                     |
|--|---------------------|
| Conductor cross section solid min.   | 0.5 mm <sup>2</sup> |
| Conductor cross section solid max.   | 16 mm <sup>2</sup>  |
| Conductor cross section stranded min.                                      | 0.5 mm <sup>2</sup> |
| Conductor cross section stranded max.                                      | 16 mm <sup>2</sup>  |
| Conductor cross section AWG/kcmil min.                                     | 20                  |
| Conductor cross section AWG/kcmil max                                      | 6                   |
| Conductor cross section stranded, with ferrule without plastic sleeve min. | 0.5 mm <sup>2</sup> |
| Conductor cross section stranded, with ferrule without plastic sleeve max. | 10 mm <sup>2</sup>  |
| Conductor cross section stranded, with ferrule with plastic sleeve min.    | 0.5 mm <sup>2</sup> |
| Conductor cross section stranded, with ferrule with plastic sleeve max.    | 10 mm <sup>2</sup>  |
| 2 conductors with same cross section, solid min.                           | 0.5 mm <sup>2</sup> |
| 2 conductors with same cross section, solid max.                           | 4 mm <sup>2</sup>   |
| 2 conductors with same cross section, stranded min.                        | 0.5 mm <sup>2</sup> |
| 2 conductors with same cross section, stranded max.                        | 4 mm <sup>2</sup>   |

|   |                     |
|---|---------------------|
| 2 conductors with same cross section, stranded, ferrules without plastic sleeve, min.   | 0.5 mm <sup>2</sup> |
| 2 conductors with same cross section, stranded, ferrules without plastic sleeve, max.   | 4 mm <sup>2</sup>   |
| 2 conductors with same cross section, stranded, TWIN ferrules with plastic sleeve, min. | 0.5 mm <sup>2</sup> |
| 2 conductors with same cross section, stranded, TWIN ferrules with plastic sleeve, max. | 6 mm <sup>2</sup>   |
| Cross-section with insertion bridge, solid max.   | 10 mm <sup>2</sup>  |
| Cross-section with insertion bridge, stranded max.                                      | 10 mm <sup>2</sup>  |
| Type of connection  | Screw connection    |
| Stripping length  | 12 mm               |
| Internal cylindrical gage   | B6                  |
| Screw thread  | M4                  |
| Tightening torque, min  | 1.2 Nm              |
| Tightening torque max   | 1.5 Nm              |

#### Certificates / Approvals



Certification

ABS, BV, CSA, GL, GOST, LR, PRS, UL

#### CSA

|                       |       |
|-----------------------|-------|
| Nominal voltage $U_N$ | 600 V |
| Nominal current $I_N$ | 25 A  |
| AWG/kcmil             | 26-8  |

#### UL

|                       |       |
|-----------------------|-------|
| Nominal voltage $U_N$ | 600 V |
| Nominal current $I_N$ | 10 A  |
| AWG/kcmil             | 26-8  |

| <b>Accessories</b> |                               |  |
|--------------------|-------------------------------|--|
| Item               | Designation                   | Description  |
| <b>Assembly</b>    |                               |  |
| 3022218            | CLIPFIX 35                    | Snap-on end bracket, for 35 mm NS 35/7.5 or NS 35/15 DIN rail, can be fitted with Zack strip ZB 8 and ZB 8/27, terminal strip marker KLM 2 and KLM, width: 9.5 mm, color: gray |
| 1201442            | E/UK                          | End clamp, for assembly on NS 32 or NS 35/7,5 DIN rail   |
| 1201028            | NS 32 AL UNPERF 2000MM        | G rail 32 mm (NS 32)   |
| 1201280            | NS 32 CU/120QMM UNPERF 2000MM | G-profile DIN rail, deep-drawn, material: Copper, unperforated, height 15 mm, width 32 mm, length 2 m  |
| 1201358            | NS 32 CU/35QMM UNPERF 2000MM  | G-profile DIN rail, material: Copper, unperforated, height 15 mm, width 32 mm, length 2 m  |
| 1201002            | NS 32 PERF 2000MM             | G-profile DIN rail, material: Steel, perforated, height 15 mm, width 32 mm, length 2 m   |
| 1201015            | NS 32 UNPERF 2000MM           | G-profile DIN rail, material: Steel, unperforated, height 15 mm, width 32 mm, length 2 m   |
| 0801762            | NS 35/ 7,5 CU UNPERF 2000MM   | DIN rail, material: Copper, unperforated, height 7.5 mm, width 35 mm, length: 2 m  |
| 0801733            | NS 35/ 7,5 PERF 2000MM        | DIN rail, material: Steel, galvanized and passivated with a thick layer, perforated, height 7.5 mm, width 35 mm, length: 2 m   |
| 0801681            | NS 35/ 7,5 UNPERF 2000MM      | DIN rail, material: Steel, unperforated, height 7.5 mm, width 35 mm, length: 2 m   |
| 1201756            | NS 35/15 AL UNPERF 2000MM     | DIN rail, deep-drawn, high profile, unperforated, 1.5 mm thick, material: Aluminum, height 15 mm, width 35 mm, length 2 m  |
| 1201895            | NS 35/15 CU UNPERF 2000MM     | DIN rail, material: Copper, unperforated, 1.5 mm thick, height 15 mm, width 35 mm, length: 2 m   |
| 1201730            | NS 35/15 PERF 2000MM          | DIN rail, material: Steel, perforated, height 15 mm, width 35 mm, length: 2 m  |
| 1201714            | NS 35/15 UNPERF 2000MM        | DIN rail, material: Steel, unperforated, height 15 mm, width 35 mm, length: 2 m  |
| 1201798            | NS 35/15-2,3 UNPERF 2000MM    | DIN rail, material: Steel, unperforated, 2.3 mm thick, height 15 mm, width 35 mm, length: 2 m  |
| 3004207            | VS                            | Connection pin, Length: 1000 mm, Color: white  |
| <b>Bridges</b>     |                               |  |
| 0203153            | EB 2-10                       | Cross connector/bridge, Number of positions: 2, Color: gray  |
| 0203137            | EB 10-10                      | Cross connector/bridge, Number of positions: 10, Color: gray   |
| <b>Marking</b>     |                               |  |
| 1007248            | SBS10:UNBEDRUCKT              | Marker cards, unprinted, for individual labeling with the M-PEN, 250-section, perforated, white plastic  |

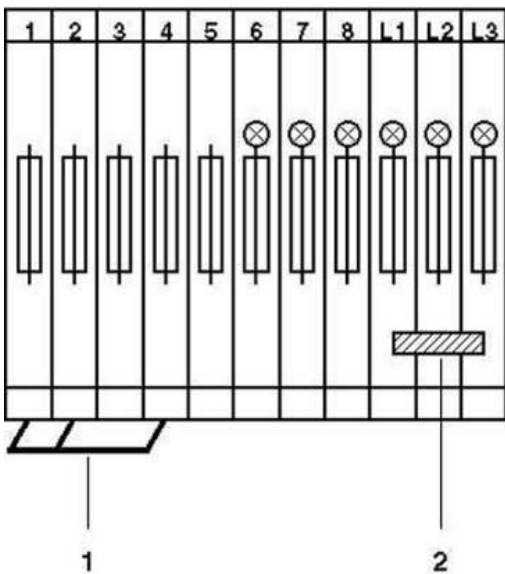
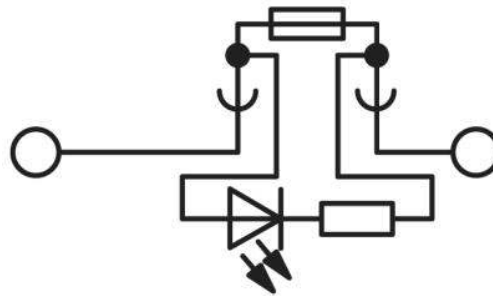
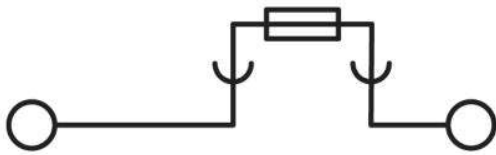
|         |             |   |
|---------|-------------|---|
| 1050525 | ZB10:SO/CMS | Zack strip, 10-section, divisible, special printing, marking according to customer requirements |
|---------|-------------|---|

**Tools**

|         |             |   |
|---------|-------------|---|
| 1205066 | SZS 1,0X4,0 | Screwdriver, bladed, matches all screw terminal blocks with 10 mm <sup>2</sup> and 16 mm <sup>2</sup> connection cross section, blade: 1.0 x 4.0 mm |
|---------|-------------|---|

**Diagrams/Drawings**

Circuit diagram



1 = fixed bridge  
 2 = insertion bridge

**Address**

PHOENIX CONTACT Deutschland GmbH  
Flachmarktstr. 8  
32825 Blomberg, Germany  
Phone +49 5235 3 12000  
Fax +49 5235 3 41200  
<http://www.phoenixcontact.de>



© 2010 Phoenix Contact  
Technical modifications reserved;