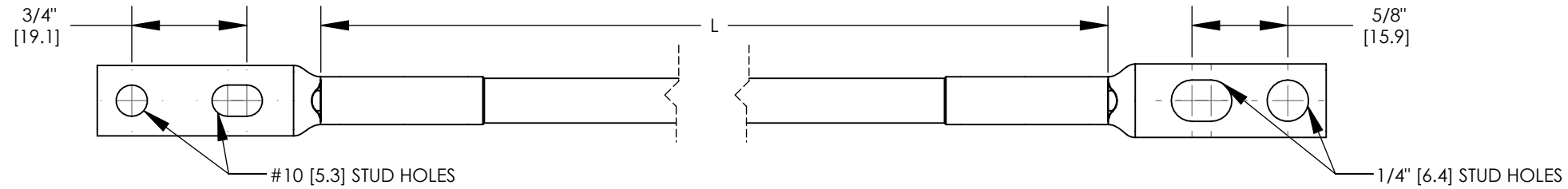


THIS COPY IS PROVIDED ON A RESTRICTED BASIS AND IS NOT TO BE USED IN ANY WAY DETRIMENTAL TO THE INTERESTS OF PANDUIT CORP.

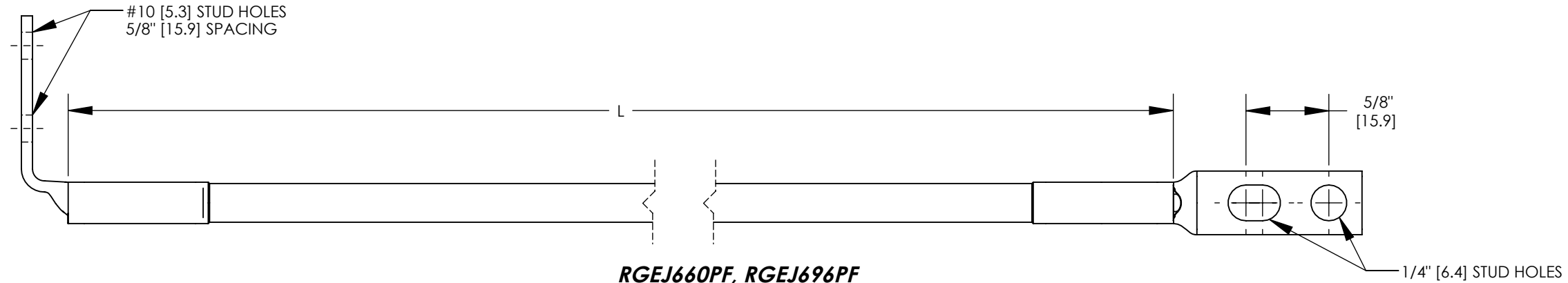


RGEJ660U, RGEJ696U

FACTORY CRIMPED #6 AWG/16mm SQ. JUMPER WIRE ASSEMBLY (QTY. 1) INCLUDES:
 LCC6-14JAW (QTY. 1)
 LCC6-10ABW (QTY. 1)
 #6 AWG/16mm SQ. WIRE - GREEN/YELLOW INSULATION

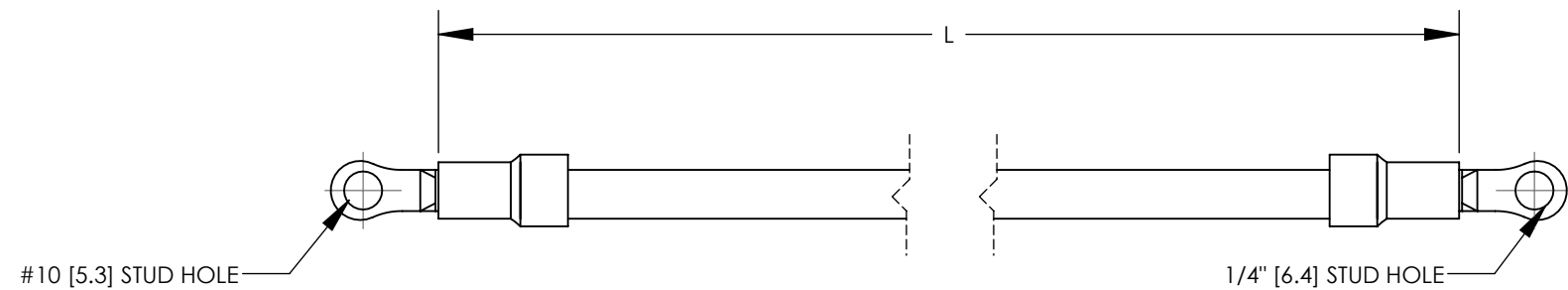
NOTES:

1. PART NUMBERS: RGEJ660U, RGEJ696U, RGEJ696PF, RGEJ1024URT
2. DIMENSIONS IN INCHES, DIMENSIONS IN BRACKETS ARE MILLIMETERS



RGEJ660PF, RGEJ696PF

FACTORY CRIMPED #6 AWG/16mm SQ. JUMPER WIRE ASSEMBLY (QTY. 1) INCLUDES:
 LCC6-14JAW (QTY. 1)
 LCC6-10AWF (QTY. 1)
 #6 AWG/16mm SQ. WIRE - GREEN/YELLOW INSULATION



RGEJ1024URT

FACTORY CRIMPED #10 AWG/6mm SQ. JUMPER WIRE ASSEMBLY (QTY. 1) INCLUDES:
 PV10-10RX (QTY. 1)
 PV10-14RX (QTY. 1)
 #10 AWG/6mm SQ. WIRE - GREEN/YELLOW INSULATION

PANDUIT PART NUMBER	L IN [mm]
RGEJ660U	60.00 [1524.0]
RGEJ696U	96.00 [2438.4]
RGEJ660PF	60.00 [1524.0]
RGEJ696PF	96.00 [2438.4]
RGEJ1024URT	24.00 [609.6]

REV	DATE	BY	CHK	DESCRIPTION	ECN	-R	SUP
01	1/12	JHNU	RGB	ADDED RGEJ660PF, RGEJ696PF REVISED TERMINAL ON RGEJ1024URT: ADDED PV10-14RX	10J021BB-JC	RGB	RGB
00	2/11	JHNU	JHNU	DRAWING RELEASED	10J021BB-JC	FLD	FLD

10J021BB-JC/01A

PANDUIT CORP. TINLEY PARK, ILLINOIS

STRUCTURED GROUND EQUIPMENT GROUNDING JUMPERS
 (RGEJ660U, RGEJ696U, RGEJ696PF, RGEJ1024URT)
 CUSTOMER DRAWING

UNLESS OTHERWISE SPECIFIED
 DIMENSIONAL TOLERANCES ARE:
 (.X) ± --- (.XXX) ± ---
 (.XX) ± --- ANGLES ± ---

UNLESS OTHERWISE SPECIFIED,
 ALL DIMENSIONS ARE GIVEN IN
 INCHES, THIRD ANGLE PROJECTION

DRAWN BY
 JHNU
 DATE
 2/11
 CHK'D

MAT'L:
 SEE NOTES

SCALE
 NONE
 DRAWING NO / CAD FILE
 10J021BB-JC
 DWG
 B
 SIZE