

A

B

C

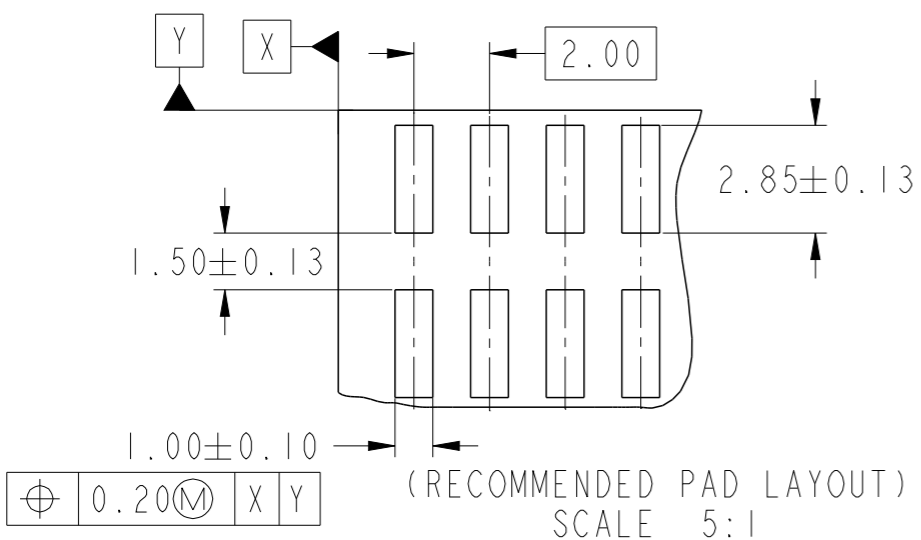
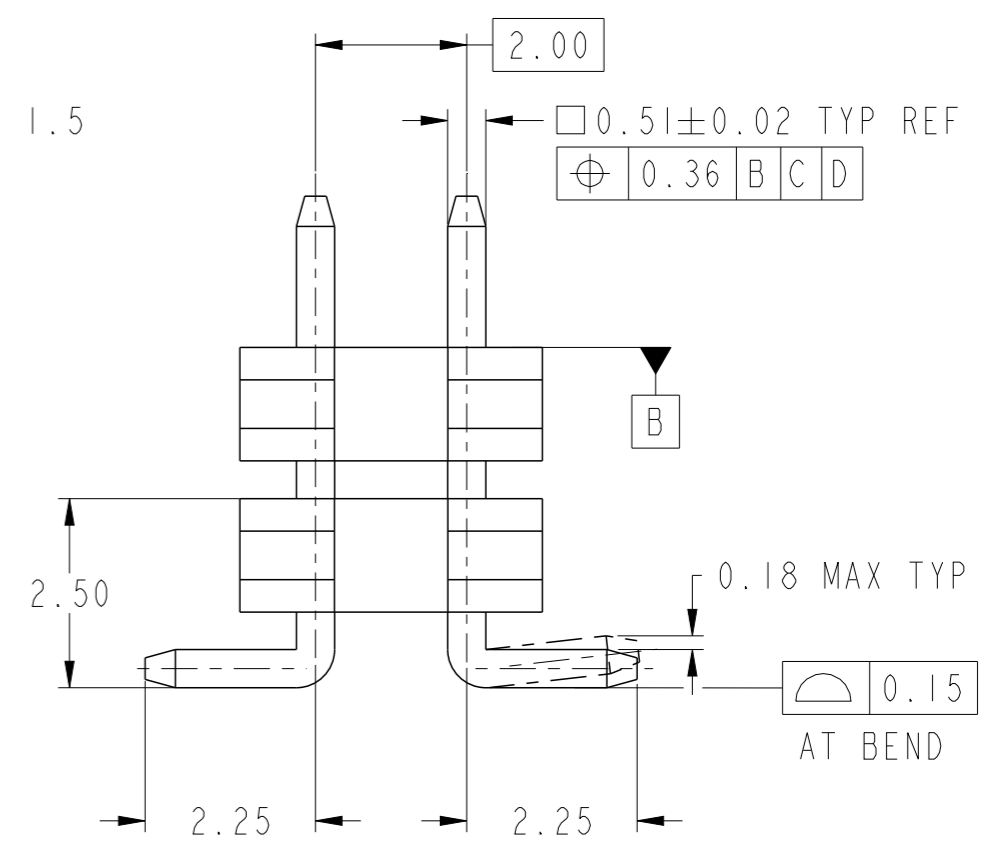
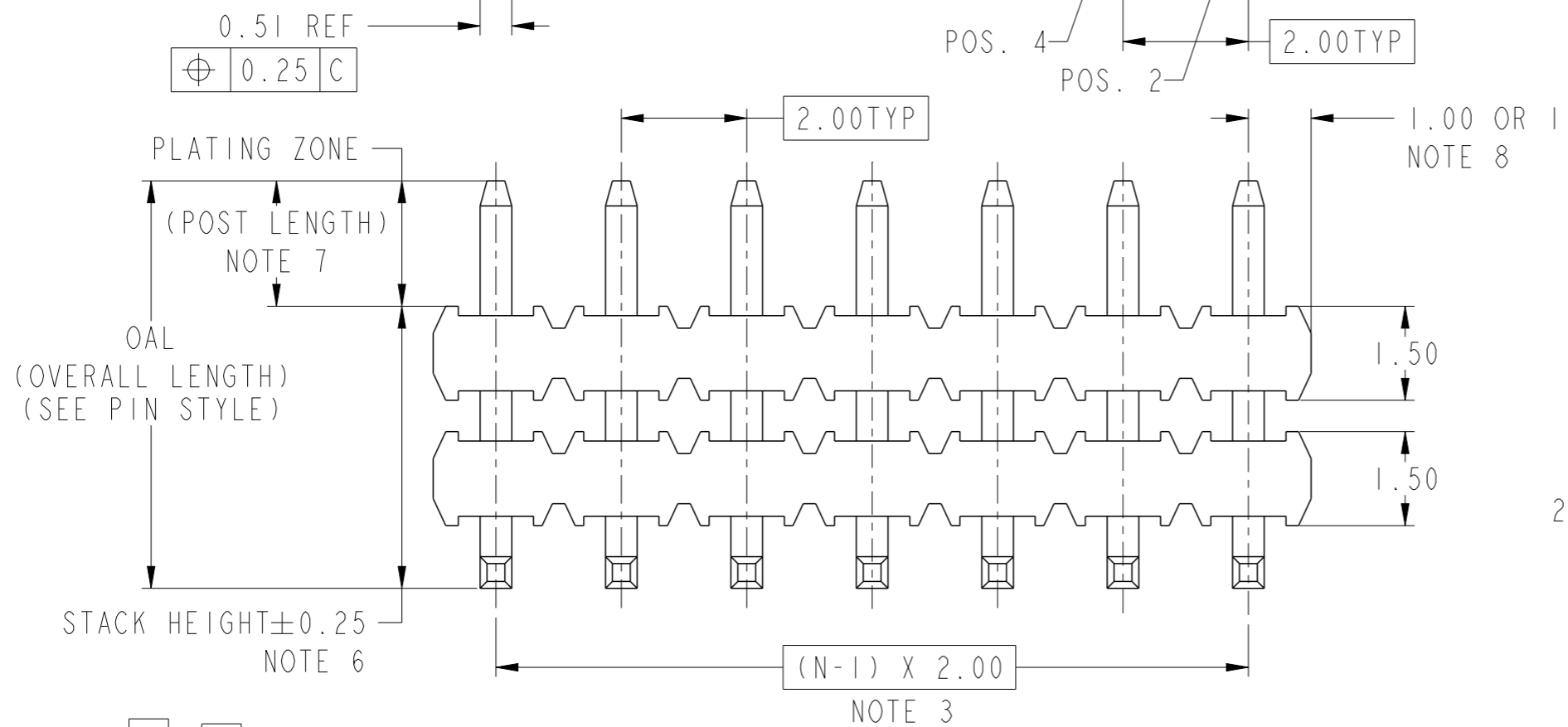
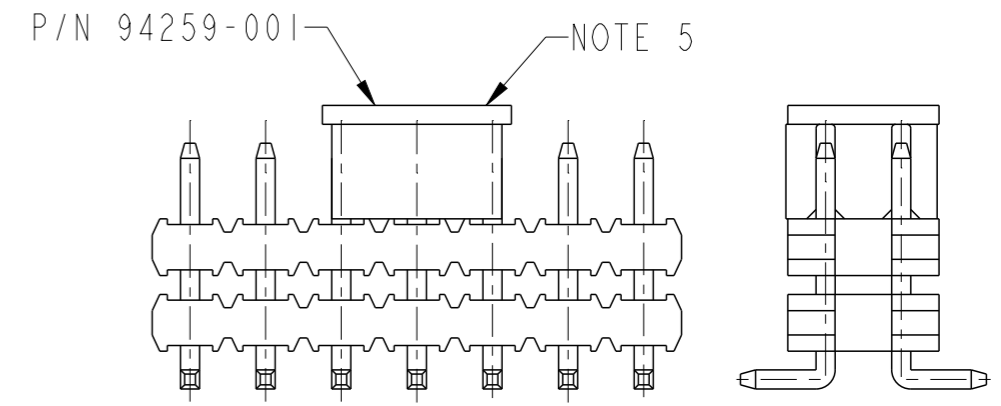
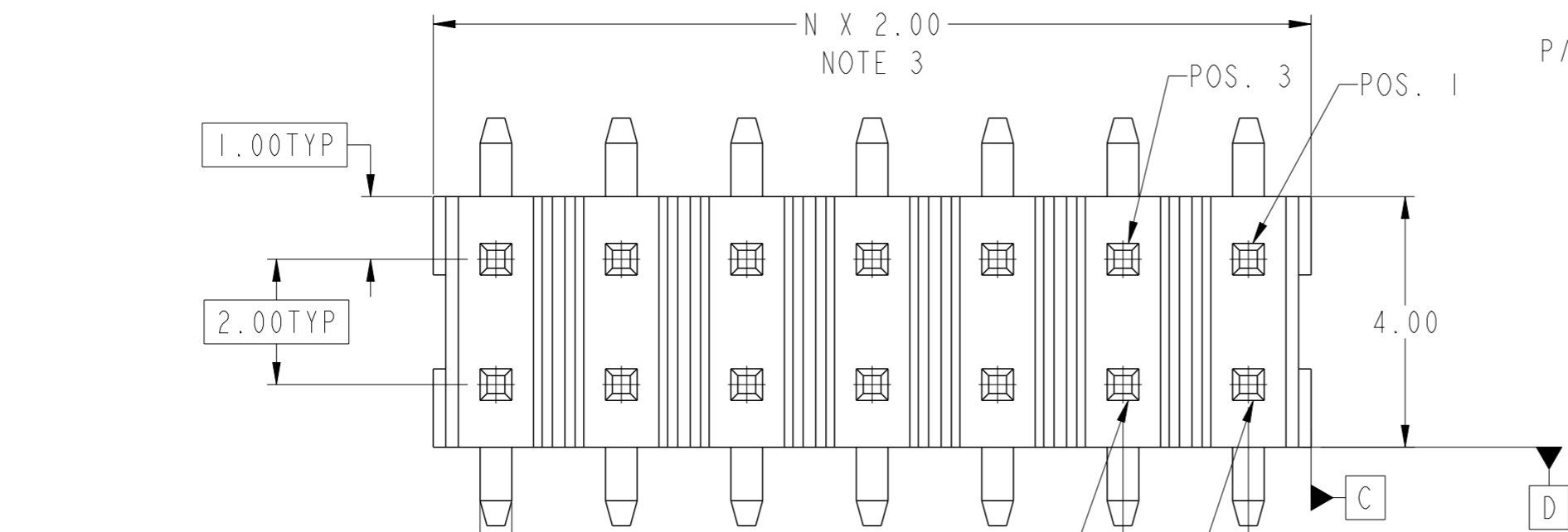
D

A

B

C

D



spec ref	-	dr	wcadmin	2010/11/01	projection	MM	size	A3	scale	10:1	
tolerance std	ISO 406 ISO 1101	eng	Guo-Min Sun	2014/04/01			ecn no	ELX-N-17365-1			
TOLERANCES UNLESS OTHERWISE SPECIFIED		chr	-	-			rel level	Released			
surface	ISO 1302	appr	Rick Bian	2014/04/02	product family	MINITEK	dwg no	59202		rev	M
	linear	0.X	$\pm 0.5$		2.00MM UNSHROUDED HEADER		cat. no. - Product - Customer Drw	sheet 1 of 2			
		0.XX	$\pm 0.25$		BOARD TO BOARD SMT						
	angular	0°	$\pm 3^\circ$		PDS: Rev :M STATUS:Released Printed: Apr 03, 2014						



Copyright FCI.

DETAIL PRODUCT NUMBER

PRODUCT NUMBER DESCRIPTION:

59202 - X XX - XX - XXXLF

LEAD FREE.  
SEE NOTE 9

STACKER HEIGHT  
SEE NOTE 6

PACKAGING: - = STANDARD  
(SEE NOTE 5) U = TUBE  
P = TUBE WITH PICK-UP CAP  
A = TAPE & REEL WITH  
PICK-UP CAP

POSITIONS PER ROW = "N"  
(02 to 25)

PLATING  
S=0.38um GOLD  
ON CONTACT AREA  
0.38um GOLD  
ON TAIL

G=0.76um GOLD  
ON CONTACT AREA  
0.76um GOLD  
ON TAIL

F=0.20um GOLD  
ON CONTACT AREA  
0.20um GOLD  
ON TAIL

T=0.76um GOLD ON CONTACT AREA  
2.54um 100% MATTE TIN  
ON TAIL

K=0.76um GXT ON CONTACT AREA  
2.54um 100% MATTE TIN  
ON TAIL

H=GOLD FLASH ON CONTACT AREA  
2.54um 100% MATTE TIN  
ON TAIL

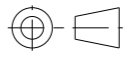


M=2.54um MATTE TIN ON CONTACT AREA  
2.54um 100% MATTE TIN  
ON TAIL

PIN STYLE	OAL
22	06.5
24	07.9
26	08.5
28	10.1
30	11.9
32	12.4
34	13.9
36	15.5
38	17.4
40	19.4

NOTES:

- MATERIAL HOUSING: HIGH TEMPERATURE THERMOPLASTIC.  
UL 94V-0, COLOR BLACK.
- MATERIAL TERMINAL: COPPER ALLOY.

- TO DETERMINE DIMENSIONS:  
N = NUMBER OF POSITIONS PER ROW.  
EX. :10 POS., N x 2.00 = 20.00 TOTAL POSITIONS.
- 0.9Kg MIN. PIN RETENTION IN EITHER DIRECTION.
- PACKAGING:  
(A) STANDARD PACKAGING IN POLY BAGS.  
(B) SPECIAL PACKAGING IN TUBE OR TAPE AND REEL.  
FOR TUBE AN OPTIONAL PICK-UP CAP IS PROVIDED  
IN THE CENTER OF THE PRODUCT FOR PICK AND PLACE  
APPLICATIONS. PICK-UP CAP IS STANDARD IN TAPE  
AND REEL. FOR ALL SPECIAL PACKAGING, FCI MUST BE  
CONTACTED FOR AVAILABILITY IN SIZE REQUESTED.
- STACK HEIGHT IS DETERMINED BY CUSTOMER  
APPLICATION REQUIREMENTS. SPECIFIED IN mm.  
EXAMPLE: 4.7 mm STACK HEIGHT= 59202-XXX-XX-047.  
MINIMUM STACK HEIGHT IS 4.00mm.
- POST LENGTH IS DETERMINED BY: (OAL)-(STACK HGT.)=POST LGTH.  
MINIMUM MATING LENGTH 2.0mm.
- DIM 1.0 APPLIES TO MOLDED SIDE(S) ONLY. IF  
SIDE(S) ARE BROKEN, DIM 1.5 MAX APPLIES.
- P/N:59202-XXXLF IS SAME AS 59202-XXX. THE SUFFIX 'LF'  
IS ADDED JUST FOR EASY LEAD FREE IDENTIFICATION.
- THE HOUSING WILL WITHSTAND EXPOSURE TO 255°C PEAK  
TEMPERATURE FOR 10 SECONDS IN A CONVECTION, INFRA-RED  
OR VAPOR PHASE REFLOW OVEN.
- THIS PRODUCT MEETS EUROPEAN UNION DIRECTIVES AND  
OTHER COUNTRY REGULATIONS AS DESCRIBED IN GS-22-008.

dr	wcadmin	2010/11/01	projection	MM	size	A3	scale	10:1
eng	Guo-Min Sun	2014/04/01			ecn no	ELX-N-17365-1		
chr	-	-			rel level	Released		
appr	Rick Bian	2014/04/02	product family	MINITEK		rel level	Released	
		2.00MM UNSHROUDED HEADER		dwg no	59202		rev	M
www.fci.com		cat. no.	-		Product - Customer Drw		sheet 2 of 2	