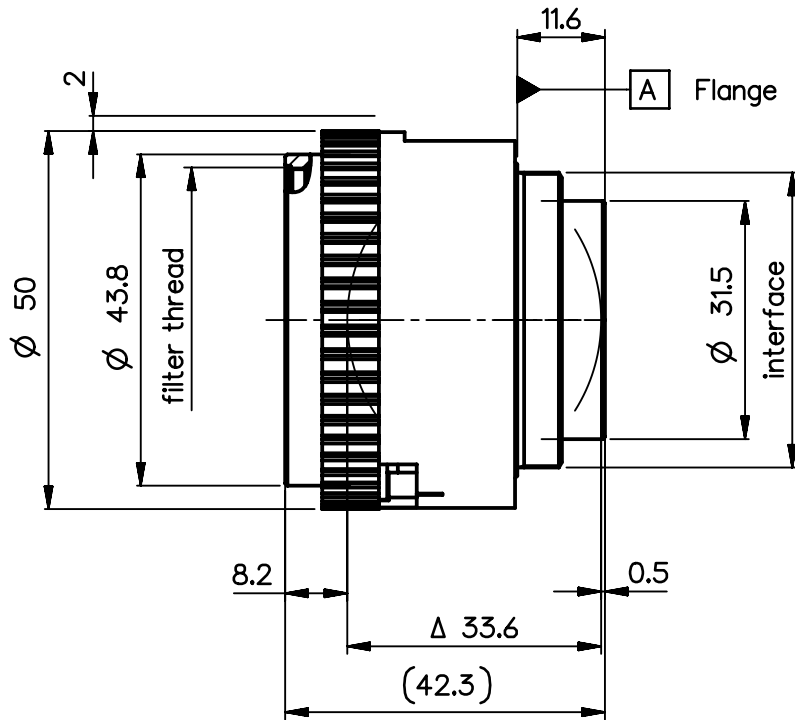


order number	lens name	Azimut
0701-394-000-40	Rodagon 5.6/105	-
0701-394-000-41	Rodagon 5.6/105	marked



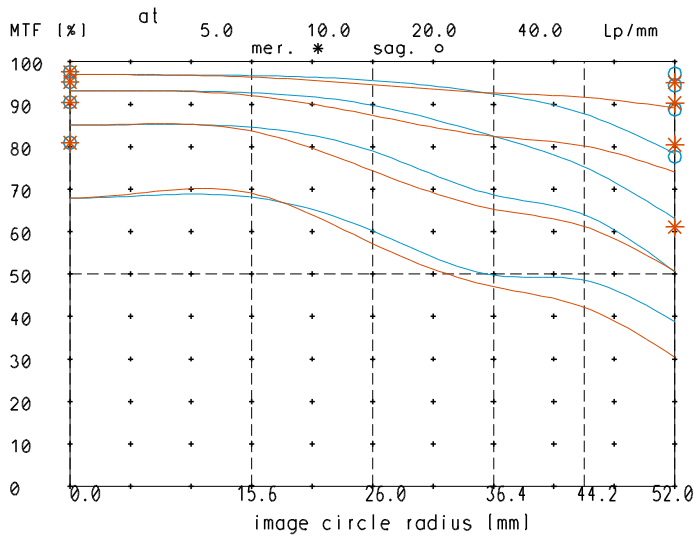
Specification	ON	7453-9001
image circle max. (mm)	104	working distance (mm)
focal length f' (mm) *	106.4	interface
magnification β' [range]	-0.17 [-0.5 ... -0.06]	filter thread
spectral range λ (nm)	400 - 750	weight (g)

<p>schematic diagram *) in air</p>	design includes CCD cover glass:	no		
	SF (mm)	-88.0	f-stop	Ø EnP
S'F' (mm) *	90.5	5.6	18.6	18.8
HH' (mm) *	-0.9	8	13.3	13.4
SH (mm)	18.5	11	9.7	9.8
S'H' (mm) *	-16.0	16	6.6	6.7
S'EnP (mm)	17.3	22	4.8	4.9
S'Exp (mm) *	-17.2			

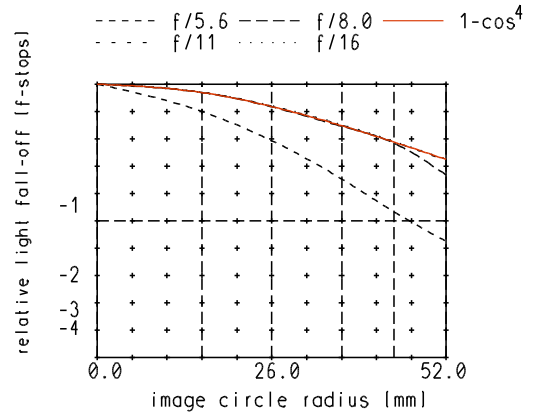
NX PROTECTIVE NOTE "DIN ISO 16016" TO BE OBSERVED	EU-D	AL-T1A	US-D	US-ML	not export controlled				
	REV	ECC	DATE	APPROVED	PDM Status	Freigabe			
	a	Neuauag				-			
	b	06-007	18.07.06	Fleck	SCALE	1:1			
	c	11-358	19.07.11	Kuehne	MATERIAL				
	d	11-022	08.08.11	Denk	TITLE	Rodagon 5.6/105			
	e	11-027	22.09.11	Schiffe					
	f	12-0185	28.03.12	Schuber	FIRST	DATE	NAME		
	g	14-0184	18.03.14	Schiffe	ISSUE	18.07.06	Fleck		
	h	14-0184	14.07.14	Schiffe	CHKD	18.07.06	Hegele		
i	14-0184	12.08.14	Schiffe						
DIN A 4	ALL DIMENSIONS ARE IN MM AND INCLUDE SURFACE TREATMENT					DRAWING NO.	0701-394-100-00-0001i	SHEET	1
						REPLACES		OF	1

Rodagon_5.6/105

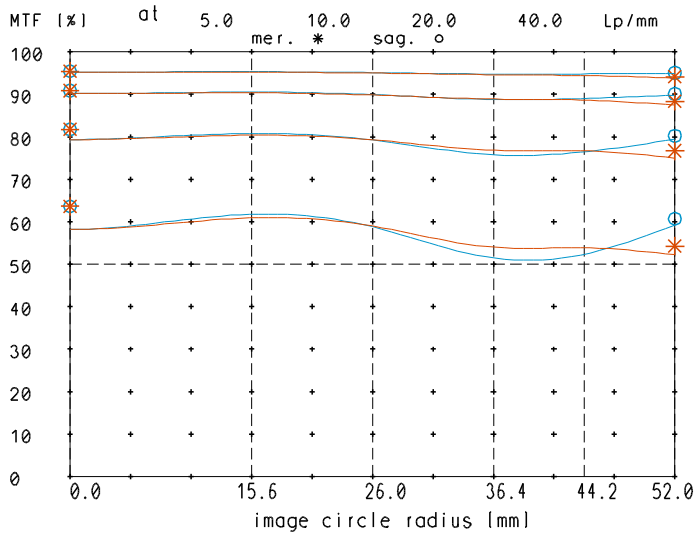
MTF at ratio -0.17 f/ 5.6



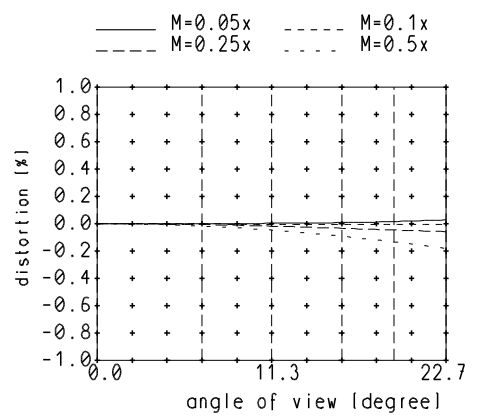
relative light fall-off at ratio -0.17



MTF at ratio -0.17 f/ 11

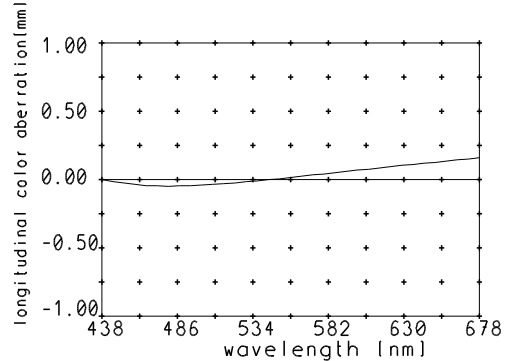


Distortion at ratio 0.05x to 0.5x



— sagittal. o Diffraction limited value
— meridional * Diffraction limited value

Longitudinal color aberration at ratio -0.17



Named frequencies (line pairs/mm) in modular transfer function (MTF) as well as diagrams of relative light fall-off, distortion and longitudinal color aberration refer to film plane.