

1

2

3

4

A

B

C

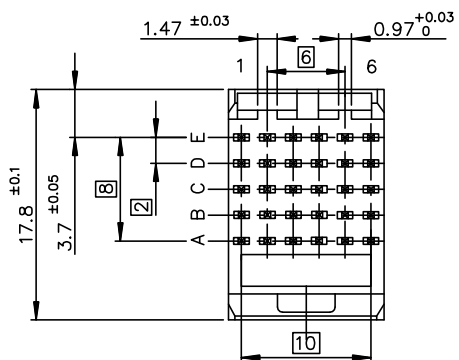
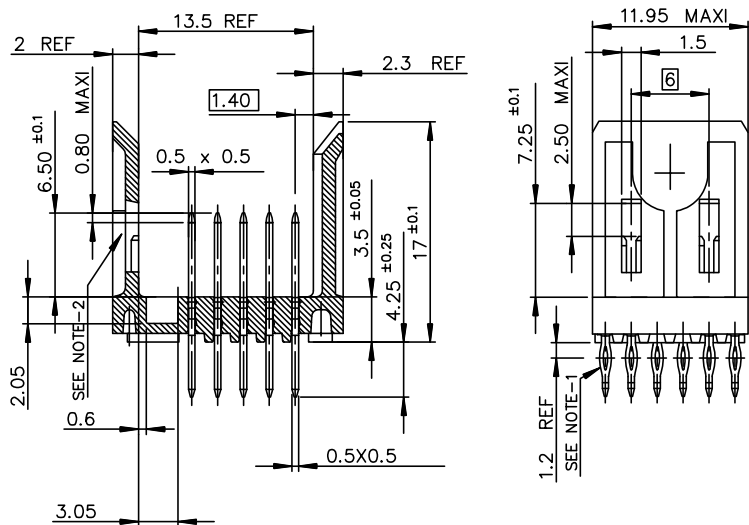
D

A

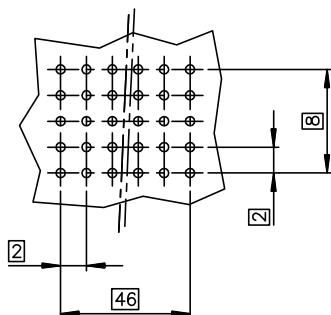
B

C

D



LAYOUT FOR P.C.B



GENERAL CHARACTERISTICS AND ROHS INFORMATIONS:

SEE PRODUCT SPECIFICATION GS-12-445

NOTE-1: "EYE OF THE NEEDLE" PRESS-FIT PIN TYPE

NOTE-2: CAVITY FOR CODING KEY MOUNTING AND CABLE CONNECTOR LATCH.

NOTE-3: IF SUFFIX "P" IS ADDED IN P/N PACKAGING IS IN TRAYS BUT CONNECTOR MARKING IS WITHOUT "P"

EXAMPLE: HM1W51DPR400H6P, MARKED HM1W51DPR400H6

NOTE-4: INSERTION TOOLING ON PCB, SEE DRAWING REF C-8626-1002

NOTE-5: P.C.B HOLES DEFINITION - SEE GS-12-445

SPECIFIC DATAS:

Visual inspection : 100%

- Marking failures
- Housing material failures
- Spoilt housing
- Stained Housing
- Broken contacts ( twisted or loosen )

PART NUMBER

HM1W51DPR400H\*P(LF)

LF = FOR LEAD FREE PRODUCT

PLATING CODE:

6 = TELCORDIA CO

E = CUSTOMER SPECIAL, CONTACT 30u" GOLD SELECTIVE PLATING.

European Views

www.fciconnect.com		surface ISO 1302 <input checked="" type="checkbox"/>	tolerance std ISO 406 ISO 1101	projection 	mm 
TOLERANCES UNLESS OTHERWISE SPECIFIED					
Dr	PERRICHOT	2001/01/25	ANGULAR	0.X	±0.1
Eng	LENOIR	2001/01/25	LINEAR	0.XX	±0.1
Chr	LEGARE	2001/01/25	0.XX' ±2	0.XXX	±0.1
Appr	LEGARE	2001/01/25	Product family		METRAL
				size	A3
				Scale	2.5
				ECN	DG09-0367
				Spec ref	-
title METRAL STRAIGHT HEADER -22 WAY SP 400 catalog no -		dwg no C-8626-11104		Rev. E sheet 1 of 1	

rev	ecn no	dr	date
A	-	-	2001/01/25
B	LS05-004	MLE	2005/02/22
C	LS06-0095	LGO	2006/07/04
D	LS07-0012	MLE	2007/03/28
E	DG09-0367	TER	2009-11-25
-	-	-	-
-	-	-	-



Copyright FCI.