
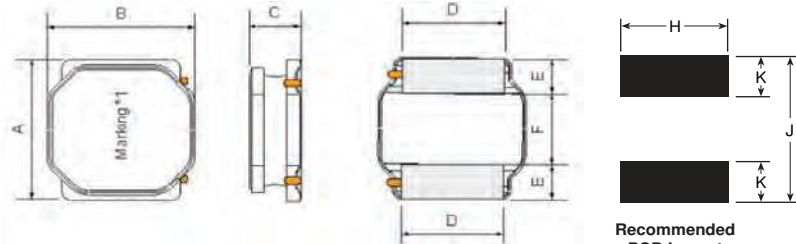




SMD Shielded Power Chip Inductor

PCIA540

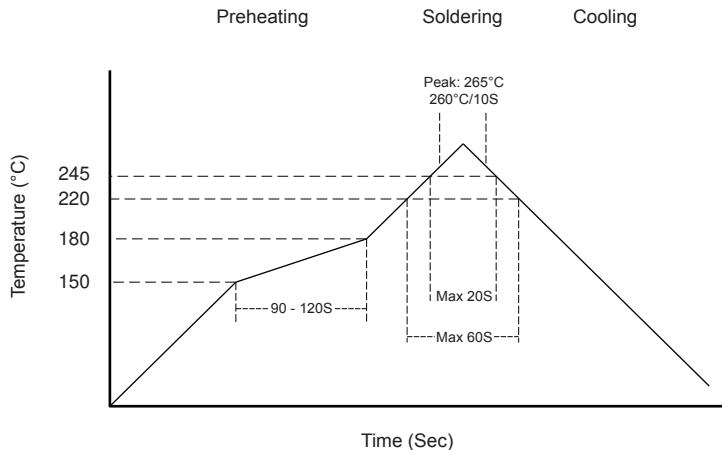


A	B	C	D	E	F	H	J	K
.197±.008 (5.0±0.2)	.197±.008 (5.0±0.2)	.157 (4.0) Max	.157±.008 (4.0±0.2)	.049±.008 (1.25±0.2)	.098±.008 (2.5±0.2)	.185 (4.7)	.201 (5.1)	.059 (1.5)

Allied Part Number	Inductance (μH)	Tolerance (%)	Test Freq. KHz, 0.25V	DCR (Ω) ±30%	IDC (A) Max
PCIA540-1R0_-RC	1.0	30	100	.012	7.35
PCIA540-1R5_-RC	1.5	30	100	.015	6.30
PCIA540-2R2_-RC	2.2	30	100	.019	4.90
PCIA540-3R3_-RC	3.3	30	100	.024	3.95
PCIA540-4R7_-RC	4.7	20,30	100	.030	3.50
PCIA540-6R8_-RC	6.8	20,30	100	.043	2.90
PCIA540-100_-RC	10	20,30	1	.064	2.35
PCIA540-220_-RC	22	20,30	1	.086	2.00
PCIA540-330_-RC	33	20,30	1	.188	1.30
PCIA540-470_-RC	47	20,30	1	.272	1.10
PCIA540-680_-RC	68	20,30	1	.400	0.90
PCIA540-101_-RC	100	20,30	1	.560	0.75

*To indicate tolerance, at the letter after the value: M=20%, N=30%
All specifications subject to change without notice.

Recommended Reflow Solder Profile



Features

- Magnetically Shielded Construction
- High Current
- Low DC Resistance

Electrical

Inductance Range: 1.0μH to 100μH
Tolerance: Available in 20% or 30%
Operating Temp: -40°C to +125°C
Rated DC Current: Current at which the Inductance will drop by no more than 30% of its initial value.

Resistance to Soldering Heat

Pre-Heat: 150°C, 1 Min
Solder Composition: Sn/Ag3.0/Cu0.5
Solder Temp: 260°C ±5°C for 10 Sec

Test Equipment

(L): HP4284A LCR meter
(DCR): MilliOhm Meter

Physical

Packaging: 1500 per 13" Reel
Marking: EIA Inductance Code