

1-1744428-0 ✓ ACTIVE



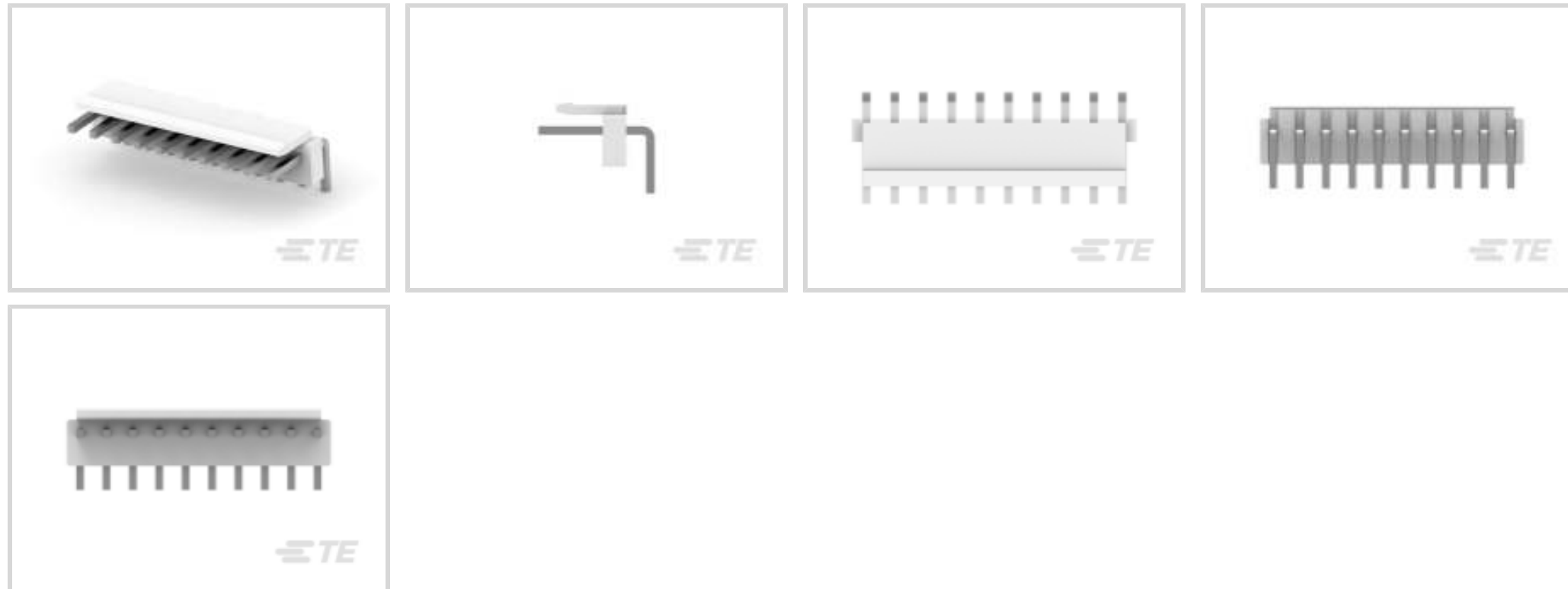
Economy Power

TE Internal #: 1-1744428-0

Rectangular Power Connectors, Header, Plug, Wire-to-Board, 10 Position, 3.96 mm [.155 in] Centerline, Printed Circuit Board, UL 94V-0, Economy Power

[View on TE.com >](#)

Connectors > Power Connectors > Rectangular Power > Rectangular Power Connectors



Rectangular Power Connector Type: **Header**

Connector & Housing Type: **Plug**

Connector System: **Wire-to-Board**

Number of Positions: **10**

Centerline (Pitch): **3.96 mm [.155 in]**

Features

Product Type Features

Header Type	Partially Shrouded
Rectangular Power Connector Type	Header
Connector & Housing Type	Plug
Connector System	Wire-to-Board
Sealable	No
Connector & Contact Terminates To	Printed Circuit Board

Configuration Features

Number of Columns	10
Number of Loaded Positions	10
Number of Positions	10
PCB Mount Orientation	Right Angle
Number of Power Positions	10
Number of Rows	1

Electrical Characteristics



Operating Voltage	250 VDC
-------------------	---------

Contact Features

Contact Mating Area Plating Material	Tin
Contact Base Material	Brass
Contact Current Rating (Max)	8 A
Contact Retention Within Housing	Without
Contact Type	Pin
PCB Contact Termination Area Plating Material	Tin
Contact Mating Area Plating Material Thickness	2.032 μ m[80 μ in]

Termination Features

Termination Method to Printed Circuit Board	Through Hole - Solder
---	-----------------------

Mechanical Attachment

Mating Alignment Type	Polarization
Mating Alignment	With
Connector Mounting Type	Board Mount

Housing Features

Centerline (Pitch)	3.96 mm[.155 in]
Housing Color	Natural
Housing Material	Nylon

Dimensions

Connector Height	8.21 mm[.323 in]
Product Width	9.4 mm[.37 in]
Product Length	39.6 mm[1.55 in]

Usage Conditions

Operating Temperature Range	-25 – 105 °C[-13 – 221 °F]
-----------------------------	----------------------------

Operation/Application

Shielded	No
Circuit Application	Power

Industry Standards

UL Rating	Recognized
Agency/Standard	UL
UL Flammability Rating	UL 94V-0

Glow Wire Rating

Glow Wire

Packaging Features

Packaging Quantity

500

Packaging Method

Bag

Product Compliance

[For compliance documentation, visit the product page on TE.com>](#)

EU RoHS Directive 2011/65/EU

Compliant

EU ELV Directive 2000/53/EC

Compliant

China RoHS 2 Directive MIIT Order No 32, 2016

No Restricted Materials Above Threshold

EU REACH Regulation (EC) No. 1907/2006

Current ECHA Candidate List: JUNE 2023 (235)
 Candidate List Declared Against: JUNE 2023 (235)
 Does not contain REACH SVHC

Halogen Content

Not Low Halogen - contains Br or Cl > 900 ppm.

Solder Process Capability

Wave solder capable to 265°C

Product Compliance Disclaimer

This information is provided based on reasonable inquiry of our suppliers and represents our current actual knowledge based on the information they provided. This information is subject to change. The part numbers that TE has identified as EU RoHS compliant have a maximum concentration of 0.1% by weight in homogenous materials for lead, hexavalent chromium, mercury, PBB, PBDE, DBP, BBP, DEHP, DIBP, and 0.01% for cadmium, or qualify for an exemption to these limits as defined in the Annexes of Directive 2011/65/EU (RoHS2). Finished electrical and electronic equipment products will be CE marked as required by Directive 2011/65/EU. Components may not be CE marked. Additionally, the part numbers that TE has identified as EU ELV compliant have a maximum concentration of 0.1% by weight in homogenous materials for lead, hexavalent chromium, and mercury, and 0.01% for cadmium, or qualify for an exemption to these limits as defined in the Annexes of Directive 2000/53/EC (ELV). Regarding the REACH Regulation, the information TE provides on SVHC in articles for this part number is based on the latest European Chemicals Agency (ECHA) 'Guidance on requirements for substances in articles' posted at this URL: <https://echa.europa.eu/guidance-documents/guidance-on-reach>

Compatible Parts




Also in the Series | Economy Power




Connector Contacts(1)




Insertion & Extraction Tools(1)



PCB Headers & Receptacles(162)



PCB Latches, Locks & Retainers(2)




Power Contacts(8)



Rectangular Connector Housings(1)



Rectangular Power Connectors(302)



Wire-to-Board Connector Assemblies & Housings(142)



Wire-to-Board Connector Contacts(6)


Customers Also Bought



TE Part #5-1393211-4
T92P11D22-24



TE Part #1-640387-0
10P MTA156 HDR ASSY SQ R/A



TE Part #1-640389-0
10P MTA156 HDR ASSY SQ R/A F/L

Documents

Product Drawings

3.96 EP HDR ASSY 10P R/A, GW

English

CAD Files

3D PDF

3D



Customer View Model

[ENG_CVM_CVM_1-1744428-0_E.2d_dxf.zip](#)

English

Customer View Model

[ENG_CVM_CVM_1-1744428-0_E.3d_igs.zip](#)

English

Customer View Model

[ENG_CVM_CVM_1-1744428-0_E.3d_stp.zip](#)

English

By downloading the CAD file I accept and agree to the [Terms and Conditions](#) of use.

Datasheets & Catalog Pages

[Economy Power II \(EP II\) Glow Wire test compliant connectors](#)

English

[1-1773885-9 Economy Power Connectors](#)

English

Product Specifications

[Application Specification](#)

Japanese

[Application Specification](#)

English

Agency Approvals

[UL Report](#)

English