

COLOR LED PORTFOLIO


- Industry's broadest portfolio of color ceramic surface-mount LEDs
- Leading performance for all specialty lighting applications
- Proven high reliability in many iconic installations

April 2023 (FS05R21)




SINGLE COLOR LED FAMILIES (HIGH POWER)

LED Family	XLamp® Element G (XE-G)	XLamp XP-G3	XLamp XQ-E High Intensity	XLamp XQ-E High Density	XLamp XP-E2	XLamp XB-D
						
# of Colors	17	2	10	10	9	7
Max Power (W)	10	6	5	5	5	3
Footprint (mm)	1.6 x 2.05	3.45 x 3.45	1.6 x 1.6	1.6 x 1.6	3.45 x 3.45	2.45 x 2.45

SINGLE COLOR LED FAMILIES (MID- & LOW-POWER)

LED Family	XLamp® XQ-A	J Series® JE2835 3-V N Class	CLX6F
			
# of Colors	7	14 + PC Purple	5
Max Power (W)	1	0.8	0.4
Footprint (mm)	1.6 x 1.6	2.8 x 3.5	3.5 x 3.4

MULTI-COLOR LEDs

LED Family	XLamp® XM-L Color Gen 2 HD	XLamp XM-L Color Gen 2 HI	CLQ6x	CLR6A	CLW6A	CLX6F
						
Color Options	RGBW	RGBW	RGBW, RGBA, RGB	RGBW	RGBW	RGB
Max Current per Die (mA)	1750	1750	200	65	30	35
Footprint (mm)	5.0 x 5.0	5.0 x 5.0	5.2 x 5.0	3.8 x 3.8	3.5 x 3.5	3.5 x 3.4

SINGLE COLOR LED PORTFOLIO

LED	XLamp® Element G (XE-G)	XLamp XP-G3	XLamp XQ-E HI	XLamp XQ-E HD	XLamp XP-E2	XLamp XB-D	XLamp XQ-A	JE2835 3-V N Class	CLX6F
Footprint (mm)	1.6 x 2.05	3.45 x 3.45	1.6 x 1.6	1.6 x 1.6	3.45 x 3.45	2.45 x 2.45	1.6 x 1.6	2.8 x 3.5	3.5 x 3.4
Max Power (W)	10	6	5	5	5	3	1	0.8	0.4
White									
Violet PWL: 400-420 nm									
Royal Blue PWL: 450-465 nm									
Blue DWL: 465-480 nm									
PC Blue									
Cyan DWL: 490-510 nm									
PC Cyan									
Green DWL: 520-535 nm									
PC Mint									
PC Lime									
PC Yellow									
Amber DWL: 585-595 nm									
PC Amber									
PC Red-Orange									
Red-Orange DWL: 610-620 nm									
PC Red									
Red DWL: 620-630 nm									
Photo Red PWL: 650-670 nm									
Far Red PWL: 720-740 nm									