

176281-1 ✓ ACTIVE

AMP Universal Power

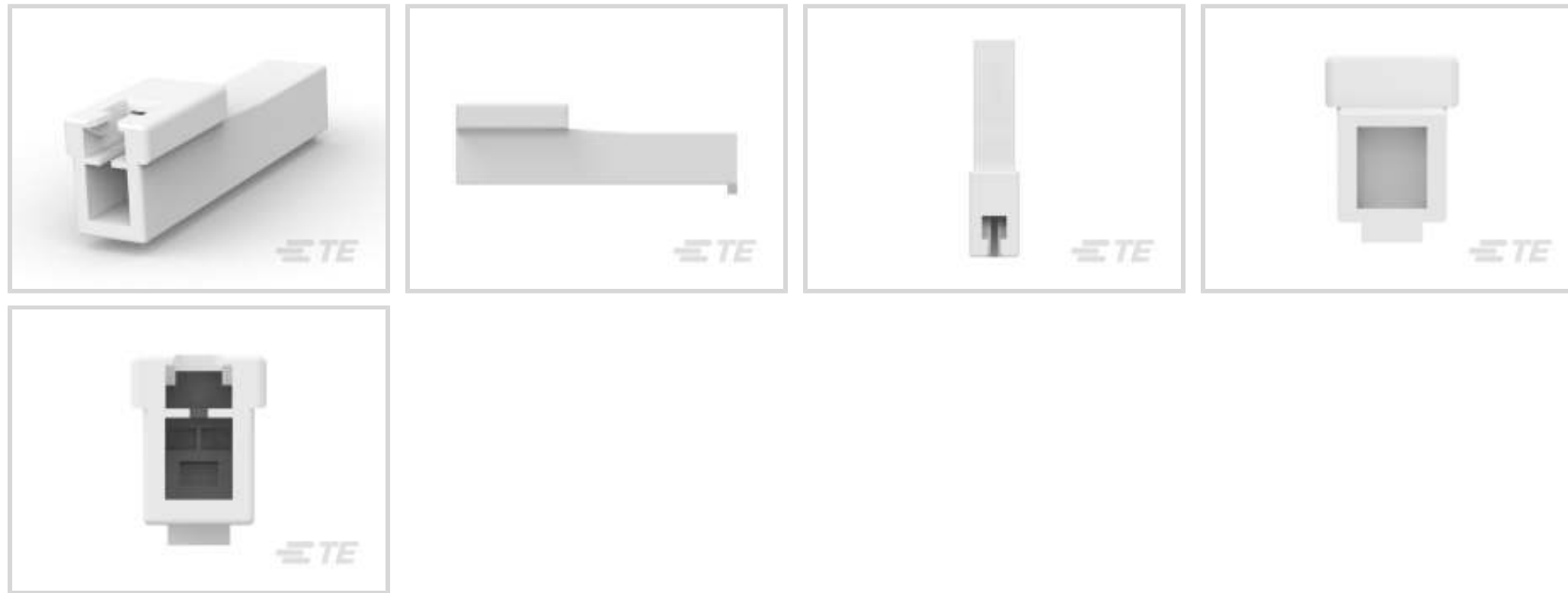
TE Internal #: 176281-1

Rectangular Power Connectors, Housing, Receptacle, Wire-to-Wire,
1 Position, Wire & Cable, UL 94V-0, AMP Universal Power

[View on TE.com >](#)



Connectors > Power Connectors > Rectangular Power > Rectangular Power Connectors



Rectangular Power Connector Type: **Housing**

Connector & Housing Type: **Receptacle**

Connector System: **Wire-to-Wire**

Number of Positions: **1**

Sealable: **No**

Features

Product Type Features

Rectangular Power Connector Type	Housing
Connector & Housing Type	Receptacle
Connector System	Wire-to-Wire
Sealable	No
Connector & Contact Terminates To	Wire & Cable

Configuration Features

Number of Positions	1
Number of Rows	1

Electrical Characteristics

Insulation Resistance	1000 MΩ
Operating Voltage	300 VAC

Contact Features

Contact Base Material	Copper Alloy
Contact Current Rating (Max)	7 A



Contact Retention Within Housing	Without
----------------------------------	---------

Contact Type	Tab
--------------	-----

Termination Features

Termination Method to Wire & Cable	Crimp
------------------------------------	-------

Mechanical Attachment

Strain Relief	Without
---------------	---------

Mating Alignment Type	Polarization
-----------------------	--------------

Mating Retention	With
------------------	------

Mating Alignment	With
------------------	------

Panel Mount Feature	Without
---------------------	---------

PCB Mount Retention	Without
---------------------	---------

Mating Retention Type	Latch
-----------------------	-------

Connector Mounting Type	Cable Mount (Free-Hanging)
-------------------------	----------------------------

Housing Features

Housing Color	Natural
---------------	---------

Housing Material	Nylon 6/6
------------------	-----------

Dimensions

Connector Height	8.4 mm[.33 in]
------------------	----------------

Product Length	29 mm[1.14 in]
----------------	----------------

Usage Conditions

Operating Temperature Range	-30 – 105 °C[-22 – 221 °F]
-----------------------------	----------------------------

Operation/Application

Circuit Application	Power & Signal
---------------------	----------------

Industry Standards

UL Flammability Rating	UL 94V-0
------------------------	----------

Glow Wire Rating	Standard Part - Not Glow Wire
------------------	-------------------------------

Packaging Features

Packaging Quantity	1000
--------------------	------

Packaging Method	Bag
------------------	-----

Product Compliance

[For compliance documentation, visit the product page on TE.com>](#)



EU RoHS Directive 2011/65/EU	Compliant
EU ELV Directive 2000/53/EC	Compliant
China RoHS 2 Directive MIIT Order No 32, 2016	No Restricted Materials Above Threshold
EU REACH Regulation (EC) No. 1907/2006	Current ECHA Candidate List: JUNE 2023 (235) Candidate List Declared Against: JUNE 2023 (235) Does not contain REACH SVHC
Halogen Content	Low Halogen - Br, Cl, F, I < 900 ppm per homogenous material. Also BFR/CFR/PVC Free
Solder Process Capability	Not applicable for solder process capability

Product Compliance Disclaimer

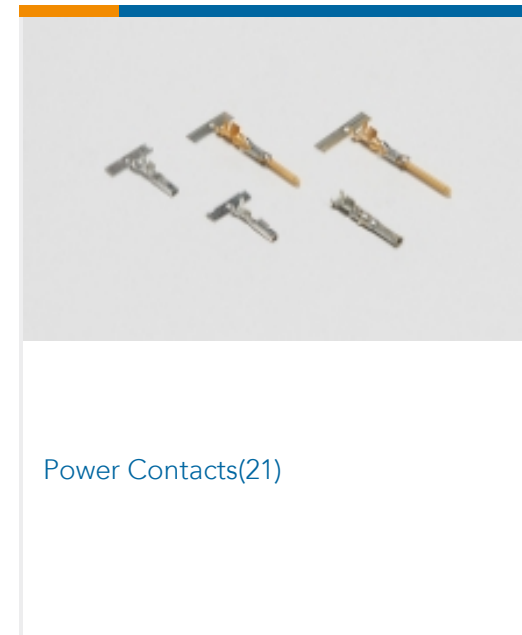
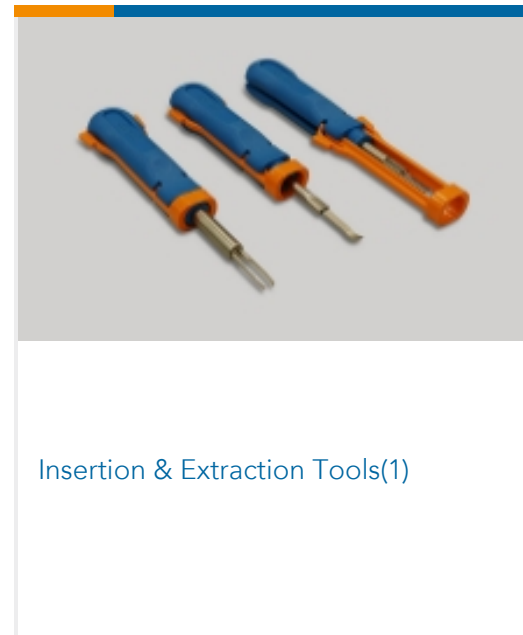

This information is provided based on reasonable inquiry of our suppliers and represents our current actual knowledge based on the information they provided. This information is subject to change. The part numbers that TE has identified as EU RoHS compliant have a maximum concentration of 0.1% by weight in homogenous materials for lead, hexavalent chromium, mercury, PBB, PBDE, DBP, BBP, DEHP, DIBP, and 0.01% for cadmium, or qualify for an exemption to these limits as defined in the Annexes of Directive 2011/65/EU (RoHS2). Finished electrical and electronic equipment products will be CE marked as required by Directive 2011/65/EU. Components may not be CE marked. Additionally, the part numbers that TE has identified as EU ELV compliant have a maximum concentration of 0.1% by weight in homogenous materials for lead, hexavalent chromium, and mercury, and 0.01% for cadmium, or qualify for an exemption to these limits as defined in the Annexes of Directive 2000/53/EC (ELV). Regarding the REACH Regulation, the information TE provides on SVHC in articles for this part number is based on the latest European Chemicals Agency (ECHA) 'Guidance on requirements for substances in articles' posted at this URL: <https://echa.europa.eu/guidance-documents/guidance-on-reach>

Compatible Parts

 <p>TE Part # 175153-1 UNIV POWER TAB CONT L/P</p>	 <p>TE Part # 175149-1 UNIVERSAL POWER CONN TAB</p>	 <p>TE Part # 176270-1 UNIV POWER PLUG HSG 1P F/H</p>	 <p>TE Part # 175150-1 UNIVERSAL POWER CONN TAB</p>
 <p>TE Part # 175149-2 AMP UNIVE. POWER CONN TAB CONT</p>	 <p>TE Part # 175150-2 AMP UNIVE. POWER CONN TAB CONT</p>	 <p>TE Part # 175153-2 U/P TAB CONT L/P</p>	 <p>TE Part # 175154-1 UNIV POWER TAB CONT L/P</p>



Also in the Series | **AMP Universal Power**



Customers Also Bought



Documents

Product Drawings

UNIV POWER CAP HSG 1P F/H

English

CAD Files

3D PDF

3D



Customer View Model

[ENG_CVM_CVM_176281-1_J1.2d_dxf.zip](#)

English

Customer View Model

[ENG_CVM_CVM_176281-1_J1.3d_igs.zip](#)

English

Customer View Model

[ENG_CVM_CVM_176281-1_J1.3d_stp.zip](#)

English

By downloading the CAD file I accept and agree to the [Terms and Conditions](#) of use.

Product Specifications

[Crimping of Universal Power Contact](#)

English

[Product Specification](#)

Japanese

[AMP Universal Power Connector](#)

Japanese

Product Environmental Compliance

[MD_176281-1_06202016451_dmtec](#)

English

[MD_176281-1_06202016451_dmtec](#)

English

Instruction Sheets

[AMP UNIVERSAL POWER CONNECTOR SERIES](#)

English

[Instruction Sheet \(non U.S.\)](#)

English

Agency Approvals

[UL Report](#)

English