



















- 1 
- 2 
- 3 
- 4 
- 5 
- 6 
- 7 
- 8 
- 9 
- 10 
- 11 
- 12 
- 13 
- 14 
- 15 
- 16 
- 17 
- 18 

WHEEL BODY

Polyamide based (PA) technopolymer.

ROLLING ACTION

Hub with pass-through hole.

FIXED PLATE BRACKET

Zinc-plated steel or AISI 304 stainless steel (SST version) sheet, the bracket is designed to withstand loads up to 3000N.

TURNING PLATE BRACKET

Zinc-plated steel or AISI 304 stainless steel (SST version) sheet, the bracket is designed to withstand loads up to 3000N. The presence of a double ball race and direct contact between the plate and the ball race ring with built-in pin ensure excellent manoeuvrability. Does not require maintenance. It consists of (see Fig.1):

1. fitting plate: electrolytically zinc-plated steel or AISI 304 stainless steel sheet;
2. fork: electrolytically zinc-plated steel or AISI 304 stainless steel sheet;
3. ball race ring: electrolytically zinc-plated steel or AISI 304 stainless steel sheet;
4. central pin: incorporated in the plate, cold reflanged;
5. rotation system: dual grease-lubricated ball race;
6. dust seal: RAL 7015 dark grey technopolymer.

BRAKE

Total brake that locks the wheel and bracket rotation. The optimised dimensions and the retractable pedal ensure minimal space occupied and maximum actuation ease. Hardened carbon steel or stainless steel (SST version) spring.

STANDARD EXECUTIONS

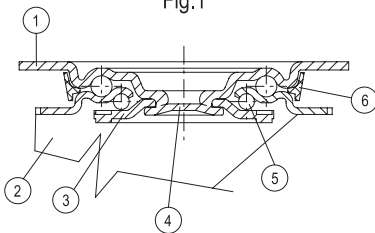
- **PBL**: fixed plate bracket, without brake.
 - **SBL**: turning plate bracket, without brake.
 - **SBF**: turning plate bracket, with brake.
 - **FBL**: turning plate bracket and centre pass-through hole, without brake.
 - **FBF**: turning plate bracket and centre pass-through hole, with brake.
- Index for bracket material:
- **N**: zinc-plated steel plate bracket.
 - **N-SST**: AISI 304 stainless steel bracket.

APPLICATIONS

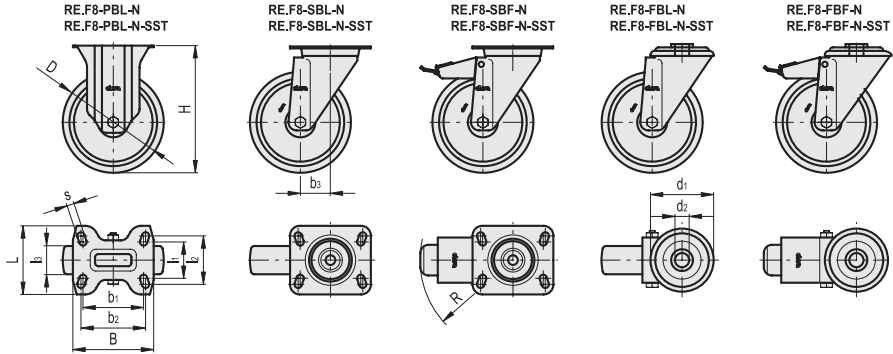
Excellent wear and tearing resistance. For further information see wheel technical data sheet RE.F8 (see page 1857).



Fig.1



Conversion Table 1 mm = 0.039 inch	
D	
mm	inch
65	2.56
80	3.15
100	3.94
125	4.92
150	5.91
200	7.87



RE.F8-N

METRIC

Code	Description	D	d1	d2	l1	l2	l3	H	B	L	s	b1	b2	b3	R	Rolling resistance# [N]	Dynamic carrying capacity# [N]	⚖️
450651	RE.F8-065-PBL-N	65	-	-	45	60	30	100	100	85	9	75	80	-	-	900	1200	370
450656	RE.F8-080-PBL-N	80	-	-	45	60	30	107	100	85	9	75	80	-	-	1500	1800	390
450661	RE.F8-100-PBL-N	100	-	-	45	60	30	128	100	85	9	75	80	-	-	1750	2000	460
450666	RE.F8-125-PBL-N	125	-	-	45	60	38	156	100	85	9	75	80	-	-	2000	2200	640
450671	RE.F8-150-PBL-N	150	-	-	73	85	45	194	140	114	11	105	105	-	-	2500	3000	1450
450676	RE.F8-200-PBL-N	200	-	-	73	85	50	240	140	114	11	105	105	-	-	3150	3000	1920
450551	RE.F8-065-SBL-N	65	-	-	45	60	30	100	100	85	9	75	80	39	-	900	1200	570
450556	RE.F8-080-SBL-N	80	-	-	45	60	30	107	100	85	9	75	80	39	-	1500	1800	580
450561	RE.F8-100-SBL-N	100	-	-	45	60	30	128	100	85	9	75	80	35	-	1750	2000	650
450566	RE.F8-125-SBL-N	125	-	-	45	60	38	156	100	85	9	75	80	37	-	2000	2200	890
450571	RE.F8-150-SBL-N	150	-	-	73	87	45	194	140	110	11	105	105	56	-	2500	3000	1770
450576	RE.F8-200-SBL-N	200	-	-	73	87	50	240	140	110	11	105	105	56	-	3150	3000	2140
450601	RE.F8-080-SBF-N	80	-	-	45	60	30	107	100	85	9	75	80	39	120	1500	1800	780
450606	RE.F8-100-SBF-N	100	-	-	45	60	30	128	100	85	9	75	80	35	120	1750	2000	850
450611	RE.F8-125-SBF-N	125	-	-	45	60	40	156	100	85	9	75	80	37	120	2000	2200	1040
450616	RE.F8-150-SBF-N	150	-	-	73	87	45	194	140	110	11	105	105	56	156	2500	3000	1990
450621	RE.F8-200-SBF-N	200	-	-	73	87	50	240	140	110	11	105	105	56	156	3150	3000	2330
450681	RE.F8-065-FBL-N	65	73	12	-	-	30	100	-	-	-	-	-	39	-	900	1200	570
450683	RE.F8-080-FBL-N	80	73	12	-	-	30	107	-	-	-	-	-	39	-	1500	1800	580
450685	RE.F8-100-FBL-N	100	73	12	-	-	30	128	-	-	-	-	-	35	-	1750	2000	650
450687	RE.F8-125-FBL-N	125	73	12	-	-	38	156	-	-	-	-	-	37	-	2000	2200	890
450689	RE.F8-150-FBL-N	150	102	20	-	-	45	188	-	-	-	-	-	56	-	2500	3000	1770
450691	RE.F8-200-FBL-N	200	102	20	-	-	50	236	-	-	-	-	-	56	-	3150	3000	1950
450693	RE.F8-080-FBF-N	80	73	12	-	-	30	107	-	-	-	-	-	39	120	1500	1800	780
450695	RE.F8-100-FBF-N	100	73	12	-	-	30	128	-	-	-	-	-	35	120	1750	2000	850
450697	RE.F8-125-FBF-N	125	73	12	-	-	38	156	-	-	-	-	-	37	120	2000	2200	1040
450699	RE.F8-150-FBF-N	150	102	20	-	-	45	188	-	-	-	-	-	56	156	2500	3000	1990
450700	RE.F8-200-FBF-N	200	102	20	-	-	50	236	-	-	-	-	-	56	156	3150	3000	2240

RE.F8-N-SST

INOX STAINLESS STEEL METRIC

Code	Description	D	d1	d2	l1	l2	l3	H	B	L	s	b1	b2	b3	R	Rolling resistance# [N]	Dynamic carrying capacity# [N]	⚖️
450801	RE.F8-080-PBL-SST-N	80	-	-	45	60	30	107	100	85	9	75	80	-	-	1500	1800	290
450806	RE.F8-100-PBL-SST-N	100	-	-	45	60	30	128	100	85	9	75	80	-	-	1750	2000	360
450811	RE.F8-125-PBL-SST-N	125	-	-	45	60	40	156	100	85	9	75	80	-	-	2000	2200	630
450701	RE.F8-080-SBL-SST-N	80	-	-	45	60	30	107	100	85	9	75	80	39	-	1500	1800	550
450706	RE.F8-100-SBL-SST-N	100	-	-	45	60	30	128	100	85	9	75	80	35	-	1750	2000	610
450711	RE.F8-125-SBL-SST-N	125	-	-	45	60	40	156	100	85	9	75	80	37	-	2000	2200	780
450751	RE.F8-080-SBF-SST-N	80	-	-	45	60	30	107	100	85	9	75	80	39	120	1500	1800	730
450756	RE.F8-100-SBF-SST-N	100	-	-	45	60	30	128	100	85	9	75	80	35	120	1750	2000	760
450761	RE.F8-125-SBF-SST-N	125	-	-	45	60	40	156	100	85	9	75	80	37	120	2000	2200	950
450851	RE.F8-080-FBL-SST-N	80	73	12	-	-	30	107	-	-	-	-	-	39	-	1500	1800	550
450856	RE.F8-100-FBL-SST-N	100	73	12	-	-	30	128	-	-	-	-	-	35	-	1750	2000	610
450861	RE.F8-125-FBL-SST-N	125	73	12	-	-	38	156	-	-	-	-	-	37	-	2000	2200	780
450901	RE.F8-080-FBF-SST-N	80	73	12	-	-	30	107	-	-	-	-	-	39	120	1500	1800	730
450906	RE.F8-100-FBF-SST-N	100	73	12	-	-	30	128	-	-	-	-	-	35	120	1750	2000	760
450911	RE.F8-125-FBF-SST-N	125	73	12	-	-	38	156	-	-	-	-	-	37	120	2000	2200	950

For rolling resistance and dynamic carrying capacity see Technical data (on page 1880).

