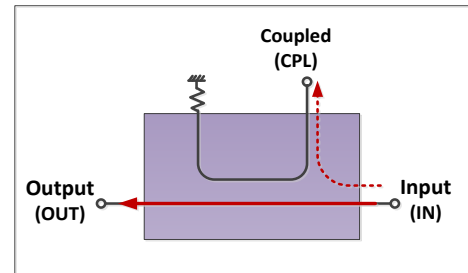


RoHS Compliant

Electrical schematic

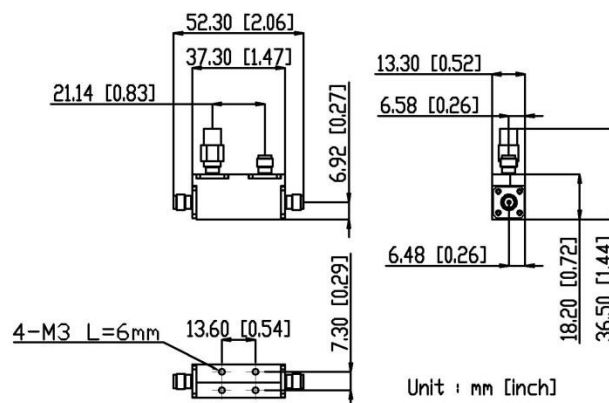


## Electrical Specifications

Parameter	Unit	Frequency (GHz)	Min.	Typ.	Max.
Nominal Coupling	dB	4 – 18	9	10	11
Coupling Flatness			$\pm 0.4$	$\pm 0.7$	
Directivity			4 – 8	20	23
		8 – 18	16	20	
Main Line VSWR	:1	4 – 12		1.15	1.25
		12 – 18		1.20	1.30
Coupled Line VSWR		4 – 12		1.15	1.25
		12 – 18		1.30	1.35
Insertion Loss (Including Coupling Loss)	dB	4 – 18		1.0	1.4
Average Power Handling	W	4 – 18			20

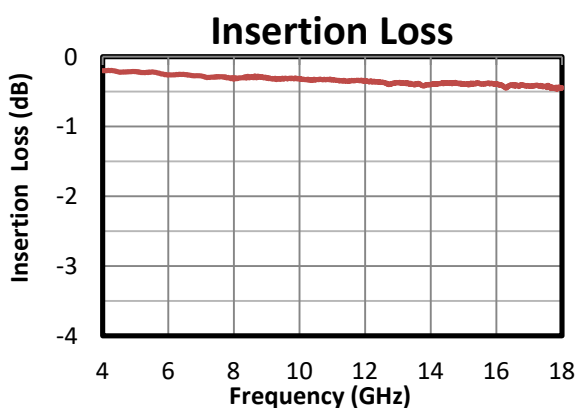
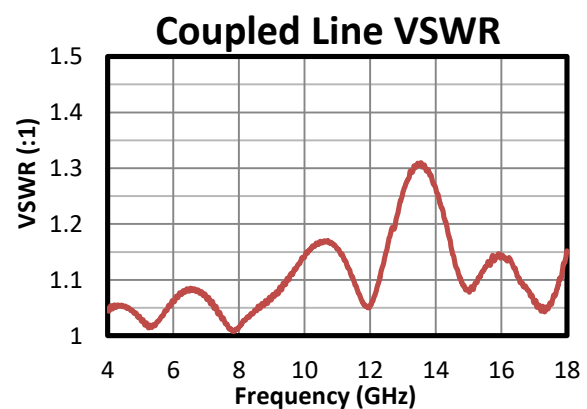
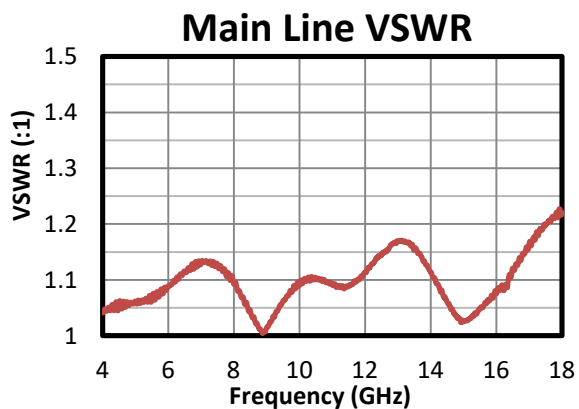
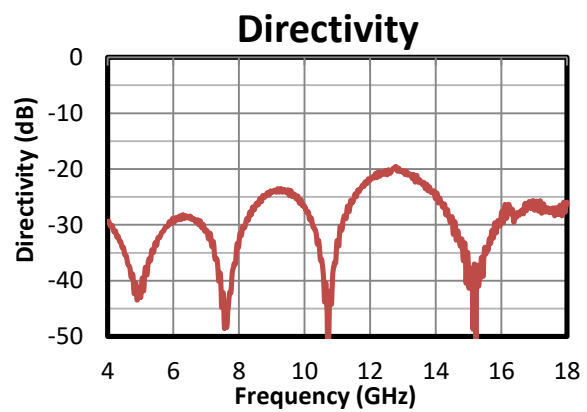
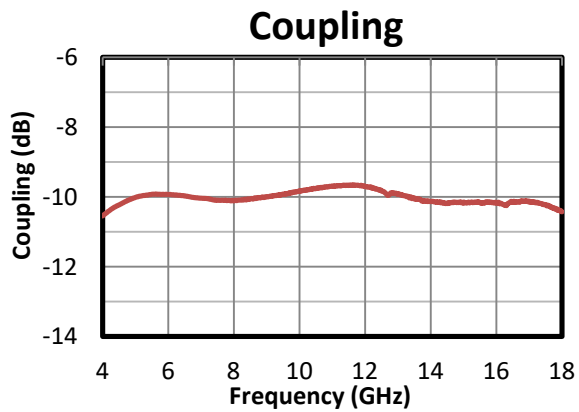
Operated in 50Ω system, 25°C environment.

## Outline Drawing



Connectors: SMA Female

## Typical Performance



Typical performance S-parameter file: <https://www.amtery.com/en/goods-63>

For each S/N S-parameter file, go to <https://www.amtery.com/en/downloads>

Note: Specifications are subject to change without notice.