

**COVERING**

Injected polyurethane, hardness 55 Shore D.

**WHEEL CENTRE BODY**

Polyamide based (PA) technopolymer.

**FIXED PLATE BRACKET**

Zinc-plated steel sheet, the bracket is designed to withstand loads up to 3000N.

**TURNING PLATE BRACKET**

Zinc-plated steel sheet, the bracket is designed to withstand loads up to 3000N.



The presence of a double ball race and direct contact between the plate and the ball race ring with built-in pin ensure excellent manoeuvrability.

Does not require maintenance.



It consists of (see Fig.1):

1. fitting plate: electrolytically zinc-plated steel plate;
2. fork: electrolytically zinc-plated steel plate;
3. ball race ring: electrolytically zinc-plated steel plate;
4. central pin: incorporated in the plate, cold reflanged;
5. rotation system: dual grease-lubricated ball race;
6. dust seal: RAL 7015 dark grey technopolymer, available only for SBL and SBF executions.

**BRAKE**

Total brake that locks the wheel and bracket rotation.

The optimised dimensions and the retractable pedal ensure minimal space occupied and maximum actuation ease. Hardened carbon steel spring.



The trolley must be turned to use the device. The brake is simple and effective to use: it is actuated and released by a simple action from the top downward at the tip of two separate pedals, thus ensuring the utmost manoeuvring comfort.

**STANDARD EXECUTIONS**

Hub with pass-through hole:

- **PBL**: fixed plate bracket, without brake.
- **SBL**: turning plate bracket, without brake.
- **SBF**: turning plate bracket, with brake.
- **FBL**: turning plate bracket and centre pass-through hole, without brake.
- **FBF**: turning plate bracket and centre pass-through hole, with brake.



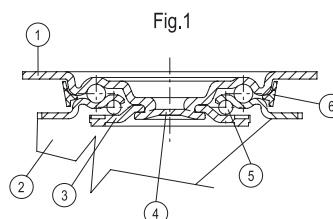
Hub with ball bearings:

- **PSL**: fixed plate bracket, without brake.
- **SSL**: turning plate bracket, without brake.
- **SSF**: turning plate bracket, with brake.
- **FSL**: turning plate bracket and centre pass-through hole, without brake.
- **FSF**: turning plate bracket and centre pass-through hole, with brake.

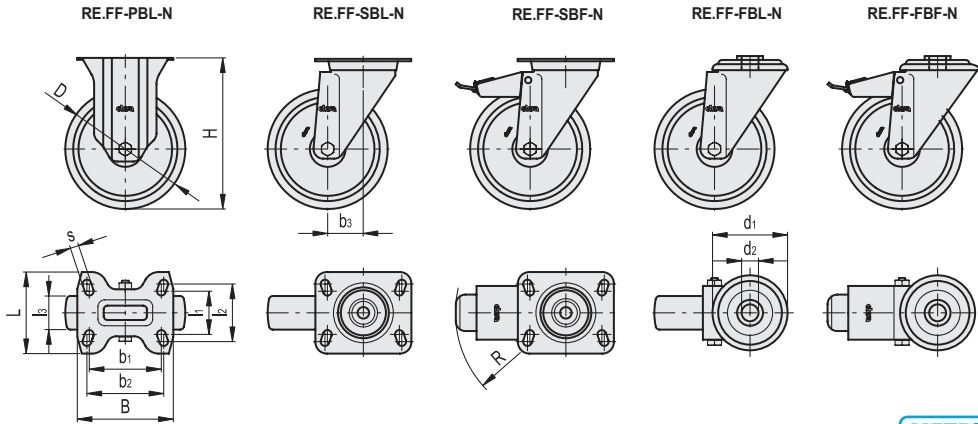
**APPLICATIONS**

Excellent rolling resistance and elasticity features, good wear and tearing resistance.

The version with bearing guarantees greater smoothness and noiselessness, an ideal solution for high loads and for continuous handling. For further information see wheel technical data sheet RE.FF (see page 1248).



Conversion Table 1 mm = 0.039 inch	
D	
mm	inch
80	3.12
100	3.90
125	4.88
150	5.85
200	7.80



METRIC

RE.FF-PBL-N

Code	Description	D	I1	I2	I3	H	B	L	s	b1	b2	Rolling resistance# [N]	Dynamic carrying capacity# [N]	⚖️
451151	RE.FF-080-PBL-N	80	45	60	30	107	100	85	9	75	80	1200	1200	380
451156	RE.FF-100-PBL-N	100	45	60	30	128	100	85	9	75	80	1700	1700	430
451161	RE.FF-125-PBL-N	125	45	60	35	156	100	85	9	75	80	2300	2200	660
451166	RE.FF-150-PBL-N	150	73	85	45	194	140	114	11	105	105	2800	3000	1460
451168	RE.FF-200-PBL-N	200	73	80	50	240	140	110	11	105	105	3200	3000	2010

RE.FF-SBL-N

Code	Description	D	I1	I2	I3	H	B	L	s	b1	b2	b3	Rolling resistance# [N]	Dynamic carrying capacity# [N]	⚖️
451051	RE.FF-080-SBL-N	80	45	60	30	107	100	85	9	75	80	39	1200	1200	620
451056	RE.FF-100-SBL-N	100	45	60	30	128	100	85	9	75	80	35	1700	1700	740
451061	RE.FF-125-SBL-N	125	45	60	35	156	100	85	9	75	80	37	2300	2200	910
451066	RE.FF-150-SBL-N	150	73	87	45	194	140	110	11	105	105	56	2800	3000	1830
451068	RE.FF-200-SBL-N	200	73	80	50	240	140	110	11	105	105	56	3200	3000	2230

RE.FF-SBF-N

Code	Description	D	I1	I2	I3	H	B	L	s	b1	b2	b3	R	Rolling resistance# [N]	Dynamic carrying capacity# [N]	⚖️
451101	RE.FF-080-SBF-N	80	45	60	30	107	100	85	9	75	80	39	120	1200	1200	810
451106	RE.FF-100-SBF-N	100	45	60	30	128	100	85	9	75	80	35	120	1700	1700	890
451111	RE.FF-125-SBF-N	125	45	60	35	156	100	85	9	75	80	37	120	2300	2200	1050
451116	RE.FF-150-SBF-N	150	73	87	45	194	140	110	11	105	105	56	156	2800	3000	2110
451118	RE.FF-200-SBF-N	200	73	80	50	240	140	110	11	105	105	56	156	3200	3000	2110

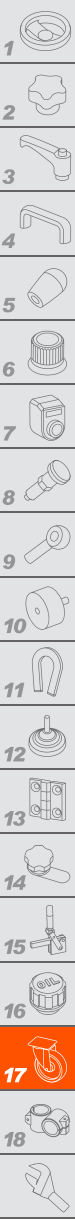
RE.FF-FBL-N

Code	Description	D	d1	d2	I3	H	b3	Rolling resistance# [N]	Dynamic carrying capacity# [N]	⚖️
451171	RE.FF-80-FBL-N	80	73	12	30	107	39	1200	1200	550
451173	RE.FF-100-FBL-N	100	73	12	30	128	35	1700	1700	670
451176	RE.FF-125-FBL-N	125	73	12	35	156	37	2300	2200	850
451179	RE.FF-150-FBL-N	150	102	20	45	188	56	2800	3000	1690
451180	RE.FF-200-FBL-N	200	102	20	50	236	56	3200	3000	1690

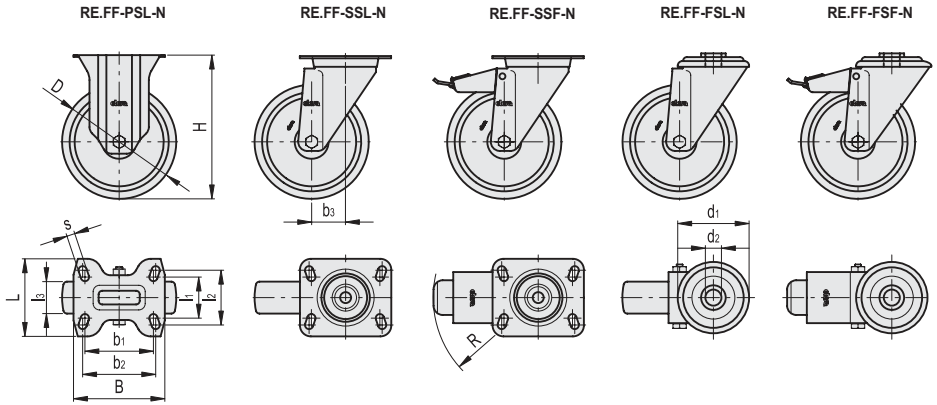
RE.FF-FBF-N

Code	Description	D	d1	d2	I3	H	b3	R	Rolling resistance# [N]	Dynamic carrying capacity# [N]	⚖️
451181	RE.FF-80-FBF-N	80	73	12	30	107	39	120	1200	1200	730
451183	RE.FF-100-FBF-N	100	73	12	30	128	35	120	1700	1700	880
451186	RE.FF-125-FBF-N	125	73	12	35	156	37	120	2300	2200	1000
451189	RE.FF-150-FBF-N	150	102	20	45	188	56	156	2800	3000	1980
451190	RE.FF-200-FBF-N	200	102	20	50	236	56	156	3200	3000	1980

For rolling resistance and dynamic carrying capacity see Technical data (on page 1296).



- 1
- 2
- 3
- 4
- 5
- 6
- 7
- 8
- 9
- 10
- 11
- 12
- 13
- 14
- 15
- 16
- 17
- 18



Conversion Table 1 mm = 0.039 inch	
D	
mm	inch
80	3.12
100	3.90
125	4.88
150	5.85
200	7.80

RE.FF-PSL-N

Code	Description	D	I1	I2	I3	H	B	L	s	b1	b2	Rolling resistance# [N]	Dynamic carrying capacity# [N]	
451131	RE.FF-080-PSL-N	80	45	60	30	107	100	85	9	75	80	1300	1300	432
451133	RE.FF-100-PSL-N	100	45	60	30	128	100	85	9	75	80	2000	2000	490
451135	RE.FF-125-PSL-N	125	45	60	35	156	100	85	9	75	80	2500	2200	710
451137	RE.FF-150-PSL-N	150	73	85	45	194	140	114	11	105	105	3000	3000	1820
451139	RE.FF-200-PSL-N	200	73	85	50	240	140	110	11	105	105	3600	3000	2370

RE.FF-SSL-N

Code	Description	D	I1	I2	I3	H	B	L	s	b1	b2	b3	Rolling resistance# [N]	Dynamic carrying capacity# [N]	
451071	RE.FF-080-SSL-N	80	45	60	30	107	100	85	9	75	80	37	1300	1300	620
451073	RE.FF-100-SSL-N	100	45	60	30	128	100	85	9	75	80	35	2000	2000	800
451075	RE.FF-125-SSL-N	125	45	60	35	156	100	85	9	75	80	37	2500	2200	960
451077	RE.FF-150-SSL-N	150	73	85	45	194	140	110	11	105	105	56	3000	3000	2010
451079	RE.FF-200-SSL-N	200	73	85	50	240	140	110	11	105	105	56	3600	3000	2460

RE.FF-SSF-N

Code	Description	D	I1	I2	I3	H	B	L	s	b1	b2	b3	R	Rolling resistance# [N]	Dynamic carrying capacity# [N]	
451121	RE.FF-080-SSF-N	80	45	60	30	107	100	85	9	75	80	39	120	1300	1300	800
451123	RE.FF-100-SSF-N	100	45	60	30	128	100	85	9	75	80	35	120	2000	2000	950
451125	RE.FF-125-SSF-N	125	45	60	35	156	100	85	9	75	80	37	120	2500	2200	1100
451127	RE.FF-150-SSF-N	150	73	85	45	194	140	110	11	105	105	56	156	3000	3000	2290
451129	RE.FF-200-SSF-N	200	73	85	45	194	140	110	11	105	105	56	156	3600	3000	2750

RE.FF-FSL-N

Code	Description	D	d1	d2	I3	H	b3	Rolling resistance# [N]	Dynamic carrying capacity# [N]	
451141	RE.FF-080-FSL-N	80	73	12	30	107	39	1300	1300	580
451143	RE.FF-100-FSL-N	100	73	12	30	128	35	2000	2000	730
451145	RE.FF-125-FSL-N	125	73	12	35	156	37	2500	2200	890
451147	RE.FF-150-FSL-N	150	102	20	45	188	56	3000	3000	1890
451149	RE.FF-200-FSL-N	200	102	20	45	188	56	3600	3000	2340

RE.FF-FSF-N

Code	Description	D	d1	d2	I3	H	b3	R	Rolling resistance# [N]	Dynamic carrying capacity# [N]	
451191	RE.FF-080-FSF-N	80	73	12	30	107	39	120	1300	1300	842
451193	RE.FF-100-FSF-N	100	73	12	30	128	35	120	2000	2000	880
451195	RE.FF-125-FSF-N	125	73	12	35	156	37	120	2500	2200	1040
451197	RE.FF-150-FSF-N	150	102	20	45	188	56	156	3000	3000	10
451199	RE.FF-200-FSF-N	200	102	20	45	188	56	156	3600	3000	2650

For rolling resistance and dynamic carrying capacity see Technical data (on page 1296).