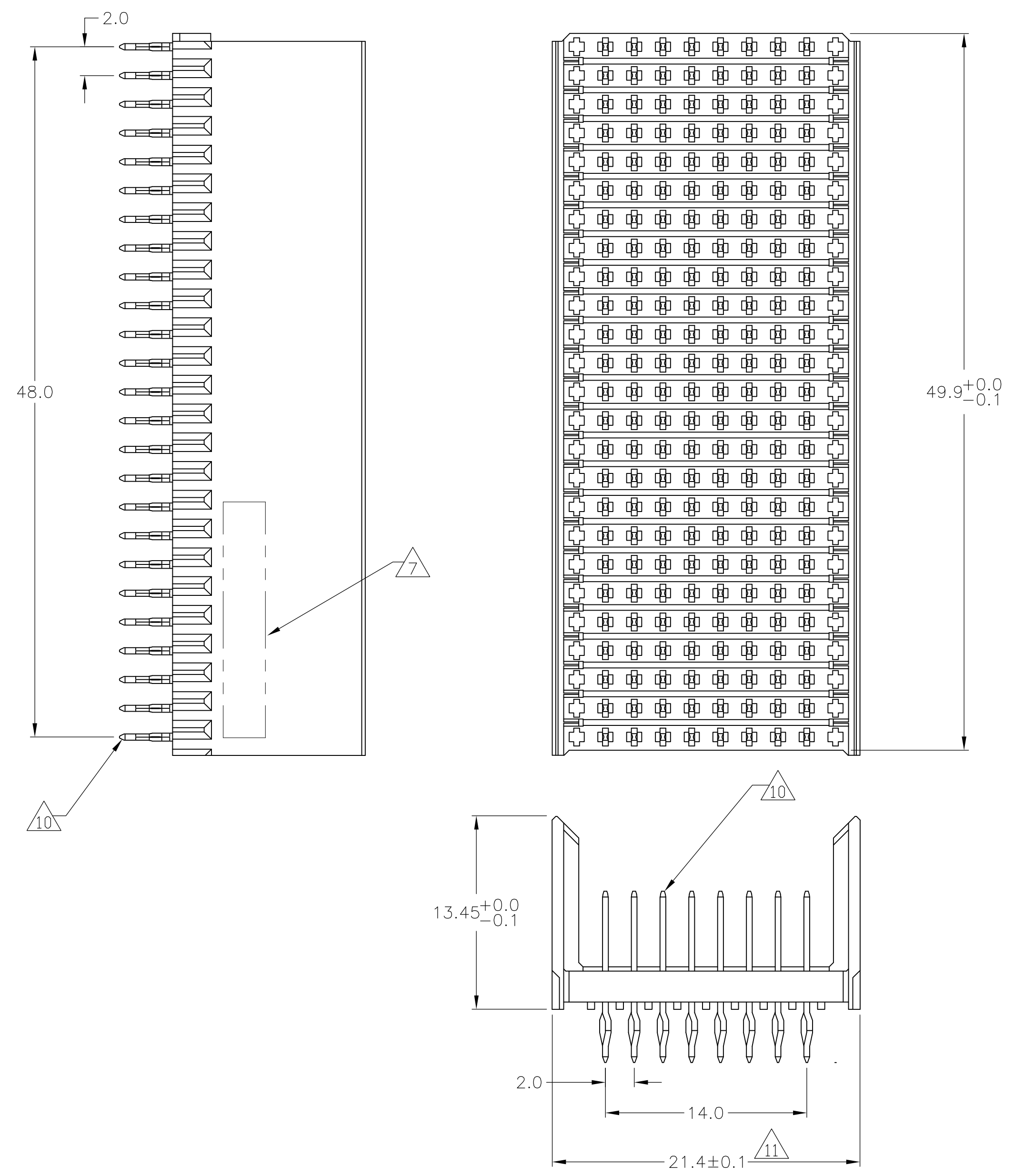
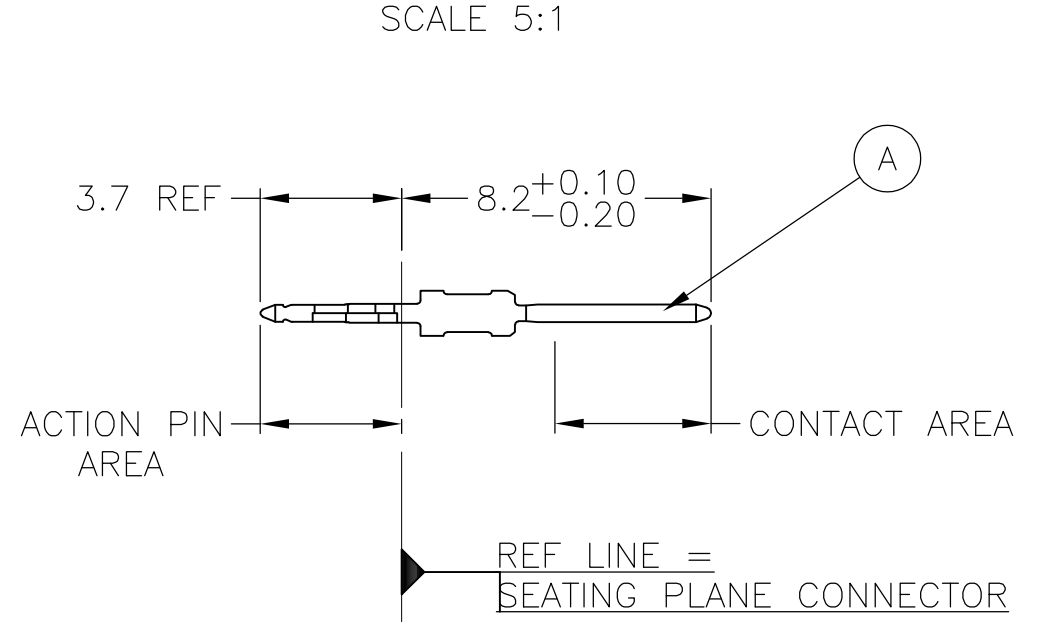


LOC		DIST		REVISIONS			
AD	00	REV	PER	EC	DATE	DRN	APVD
		A	REV	PER	EC 0512-0303-05	05APR06	BC GS
		B	ECR	-10-018652	10SEP10	JS	MQW

CONNECTOR ASSEMBLY
 EXAMPLARY LOADED



CONTACT DIMENSIONS




CONTACT LAYOUT

	z	a	b	c	d	e	f	g	h	i
1	A	A	A	A	A	A	A	A		
2	A	A	A	A	A	A	A	A		
3	A	A	A	A	A	A	A	A		
4	A	A	A	A	A	A	A	A		
5	A	A	A	A	A	A	A	A		
6	A	A	A	A	A	A	A	A		
7	A	A	A	A	A	A	A	A		
8	A	A	A	A	A	A	A	A		
9	A	A	A	A	A	A	A	A		
10	A	A	A	A	A	A	A	A		
11	A	A	A	A	A	A	A	A		
12	A	A	A	A	A	A	A	A		
13	A	A	A	A	A	A	A	A		
14	A	A	A	A	A	A	A	A		
15	A	A	A	A	A	A	A	A		
16	A	A	A	A	A	A	A	A		
17	A	A	A	A	A	A	A	A		
18	A	A	A	A	A	A	A	A		
19	A	A	A	A	A	A	A	A		
20	A	A	A	A	A	A	A	A		
21	A	A	A	A	A	A	A	A		
22	A	A	A	A	A	A	A	A		
23	A	A	A	A	A	A	A	A		
24	A	A	A	A	A	A	A	A		
25	A	A	A	A	A	A	A	A		

RECOMMENDED PCB-HOLE LAYOUT
 COMPONENT SIDE SHOWN

PLATED THRU HOLES PARAMETERS
 REFERENCE APPLICATION SPECIFICATION



2 6 12	1-5646347-9
2 5 12	5646347-9
2 4	5646347-4
2 3	5646347-1
FINISH	PART NUMBER

THIS DRAWING IS A CONTROLLED DOCUMENT.

DIMENSIONS: mm	TOLERANCES UNLESS OTHERWISE SPECIFIED:	DRN: E. CARBO	08DEC04	Tyco Electronics Corporation Harrisburg, PA, 17105-3608
0-PLG ±	±0.2	CHK: G. SKIPPER	08DEC04	
1-PLG ±	±0.1	APP'D: G. SKIPPER	08DEC04	NAME: MALE ASSEMBLY, Z-PACK 2mm HM TYPE E
2-PLG ±	±0.2	PRODUCT SPEC		SIZE: A1
3-PLG ±	±0.2	APPLICATION SPEC		CAGE CODE: 00779
4-PLG ±	±0.2	WEIGHT: -		DRAWING NO: 5646347
ANGLES: ±		FINISH: SEE TABLE		RESTRICTED TO: -
MATERIAL: 1		CUSTOMER DRAWING		SCALE: 4:1
				SHEET: 1 OF 2
				REV: B

THIS DRAWING IS UNPUBLISHED. RELEASED FOR PUBLICATION
 © COPYRIGHT BY TYCO ELECTRONICS CORPORATION. ALL RIGHTS RESERVED.

LOC		DIST		REVISIONS			
P	LTR	DESCRIPTION	DATE	DN	APVD		
AD	00	SEE SHEET 1	-	-	-	-	-

- 1 MATERIAL:
CONTACT: PHOSPHOR BRONZE.
HOUSING: GLASS-FILLED POLYESTER.
- 2 GENERAL PLATING SPECIFICATION: UNDERPLATING
(ENTIRE CONTACT): 1.27µm MIN NICKEL AND ACTION
PIN: 0.5µm MIN TIN.
FOR PLATING OF MATING SURFACES SEE APPLICABLE
SPECIFICATION REFERENCE FOR EACH DASH NUMBER.
- 3 CONFORMS TO ALL TESTING ACCORDING TO IEC 61076-4-101
PERFORMANCE LEVEL 2.
- 4 CONFORMS TO ALL TESTING ACCORDING TO IEC 61076-4-101
PERFORMANCE LEVEL 1.
- 5 CONNECTOR TESTED AND QUALIFIED AGAINST TELCORDIA GR-1217-CORE QUALITY LEVEL 3,
CENTRAL OFFICE APPLICATIONS.
- 6 CONNECTOR TESTED AND QUALIFIED AGAINST TELCORDIA GR-1217-CORE QUALITY LEVEL 3,
UNCONTROLLED ENVIROMENT APPLICATIONS.
- 7 CONNECTOR MARKED WITH PART NUMBER AND DATE CODE.
ADDITIONAL CHARACTERS OR MARKINGS, AS WELL AS THE LOCATION OF THE MARKINGS,
MAY BE ADDED FOR TRACEABILITY BASED UPON MANUFACTURERS DISCRETION.
- 8 PLATED-THROUGH HOLES AT 2x2mm SQUARE GRID
PATTERN DEFINED BY CONTACT LAYOUT.
- 9 FOR ACTUAL PIN LOADING SEE "CONTACT LAYOUT".
- 10 FOR ACTUAL PIN DIMENSIONS SEE "CONTACT DIMENSIONS".
- 11 TO BE MEASURED AT BOTTOM OF SHROUD.
- 12 CONNECTOR LUBRICATED WITH BELCORE APPROVED LUBRICANT,
TECHNICAL REFERENCE: TR-NWT-001217 ISSUE 1, SEP 1992.

THIS DRAWING IS A CONTROLLED DOCUMENT.		DIN B CARBO 08DEC04		Tyco Electronics Corporation Harrisburg, PA, 17105-3608	
DIMENSIONS: mm		GSKIPPER 08DEC04		NAME	
TOLERANCES UNLESS OTHERWISE SPECIFIED: ±0.2		APVD GSKIPPER 08DEC04		PRODUCT SPEC	
0-PLC ±		APPLICATION SPEC		SIZE CAGE CODE DRAWING NO	
1-PLC ± 0.1		RESTRICTED TO		A1 00779 C=5646347	
2-PLC ±		WEIGHT		SCALE 4:1 SHEET 2 OF 2 REV B	
3-PLC ±		CUSTOMER DRAWING			
4-PLC ±					
ANGLES					
MATERIAL SEE SHEET 1		FINISH SEE SHEET 1			