

# Fuseholders

For Micro™ Fuse or Pico® II Fuses

## RoHS "Push-On" Retaining Nut Chassis Mount Type

QPL

Fuseholder will accept Littelfuse MICRO™ fuses and PICO® II fuses (rated to 5 amperes) with .025" diameter leads.

### SPECIFICATIONS:

**Electrical:** Rated at 5 amperes for any voltage up to 125 volts.

**Mounting:** Maximum panel thickness is .09".

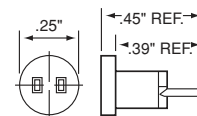
**Molded Parts:** Black Thermoset.

**Terminals:** Beryllium Copper, Silver-plated.

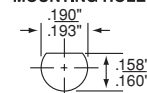
**Ambient Temperature:** -40°C to +125°C.

**Hardware:** "Push-On" retaining nut.

\* Please refer to Fuseology section for information on proper fuseholder de-rating.



### MOUNTING HOLE



## FOR MICRO™ FUSE OR PICO® II FUSES

### Vertical/Horizontal

P.C. Board Mount Type



Fuseholder will accept Littelfuse MICRO™ fuses and PICO® II fuses (rated to 5 amperes) with .025" diameter leads.

### SPECIFICATIONS:

**Electrical:** Rated at 5 amperes for any voltage up to 125 volts.

**Molded Parts:** White Thermoplastic.

**Terminals:** Copper Alloy.

**Ambient Temperature:** -40°C to +100°C.

### ORDERING INFORMATION:

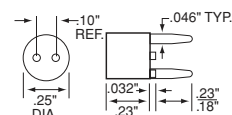
Catalog Number	Terminal Plating	Mounting
281 005	Silver <sup>1</sup>	Vertical
281 008	Tin	Vertical
281 007	Silver <sup>1</sup>	Horizontal
281 010	Tin	Horizontal

<sup>1</sup>UL Recognized.


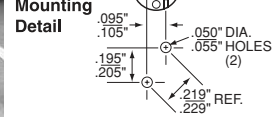
\* Please refer to Fuseology section for information on proper fuseholder de-rating.



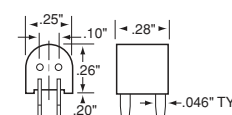
### 281 000 Series Vertical



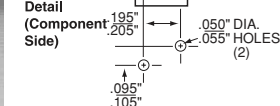
### Circuit Board Mounting Detail



### 281 000 Series Horizontal



### Circuit Board Mounting Detail (Component Side)



## RoHS For LT-5™ and TR5® Fuses P.C. Board Mount Type

Fuse holder will accept Littelfuse LT-5™ and TR5® fuses up to 5 amperes.

### SPECIFICATIONS:

**Electrical:** Rated at 5 amperes for any voltage up to 250 volts.

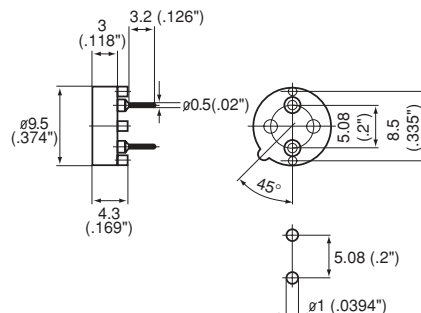
**Molded Parts:** Black Thermoplastic (UL94 V-O).

**Terminals:** Tin-plated brass, gold inside.

### ORDERING INFORMATION:

Catalog Number: 02800050

\* Please refer to Fuseology section for information on proper fuseholder de-rating.



13

FUSEHOLDERS