

Go Beyond Normal Limits...™

**RITRON**  
WIRELESS SOLUTIONS

# 60 Series DTX+ Transceiver


The Wireless Connection

*Ideal for system integrators  
and OEM applications.*

## FEATURES

- Wide Band (25 kHz)\*
- Narrow Band (12.5 kHz)
- Very Narrow Band (6.25 kHz) Models
- Broadband TX/RX Design:  
38 MHz@VHF, 28 MHz @ 220 MHz,  
20 MHz@UHF
- 6 Watt (VHF & 220MHz) and  
3/6/10 (UHF) Models
- DSP audio processing for cleaner  
data transmission
- Frequency Ranges: \*\*  
136 -174 MHz    400 -430 MHz  
217 -245 MHz    450 -470 MHz  
380 -400 MHz
- Compact Size: 3.6"l x 2.3"w x 1.0"h
- Frequency Stability Standard @ 1.0 ppm
- Ultra Fast TX/RX Attack Times
- Controlled Envelope<sup>SM</sup> TX Keying
- Dual Transmit and Receive Audio Paths
- Meets FCC and IC (Canada) Standards \*\*
- Programmable Output Power
- SMD Component Design
- Custom Frequency Ranges Available
- Designed and Manufactured in the USA
- Optional Fan

Optional fan kit  
permits continuous  
duty operation.



\* Wideband (25KHz) model available by special order only and where  
allowed by appropriate regulatory authorities.

\*\*Contact Ritron with your specific frequency band requirement.



## DTX+ Transceiver

The DTX+ Series is ideal for any system design where high performance RF specifications, fast TX/RX attack times, and compact size are a requirement. High specifications permit integration into systems demanding the utmost performance in congested frequency environments.

This compact design makes the DTX+ Series perfect as a retrofit to RNet and JSLM installations. Direct modulation with low distortion and low group delay result in a low bit-error-rate (BER) for enhanced system integrity and reliability. The Swift Lock<sup>SM</sup> synthesizer-loading algorithm reduces unit turn-on-time to less than 10ms for high-speed data throughput rates, and Controlled Envelope<sup>SM</sup> keying reduces adjacent channel "keyclicks", resulting in spectrum-friendly operation.

Capable of 6.25kHz and 12.5 kHz channel spacing operation, the DTX+ Series can be installed in systems where refarming compliant narrow band frequencies have been assigned.

For high performance, reliable and cost-effective wireless data solutions, call Ritron at **800.USA.1.USA** (800-872-1872).

**Have a radio modem requirement?  
Ask about the DTXM RadioModem.**



**AVAILABLE MODELS**

**DTX+ 60 Series**

**DTX+ 60 Series RF Board**

Model	Frequency	Model	Frequency
DTX-160-0	136-174 MHz	DTX-160-0-DD	136-174 MHz
DTX-260-0	217-245 MHz	DTX-260-0-DD	217-245 MHz
DTX-360-M	380-400 MHz	DTX-360-M-DD	380-400 MHz
DTX-460-G	400-430 MHz	DTX-460-G-DD	400-430 MHz
DTX-460-0	450-470 MHz	DTX-460-0-DD	450-470 MHz

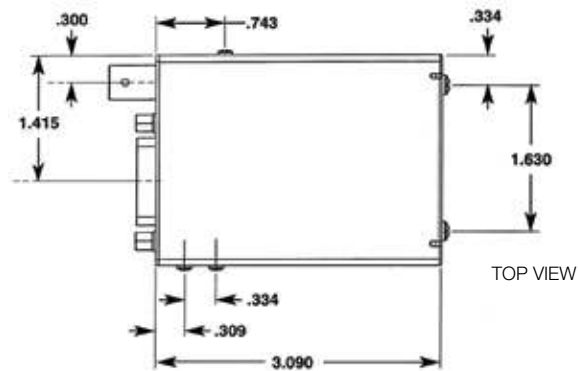
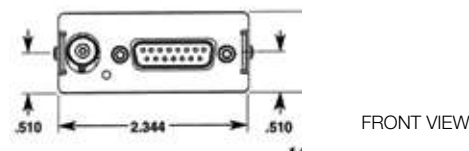
Various power and voltage options are available. Other frequency ranges possible. Please contact Ritron for your specific requirements.

**DTX+ 60 Series SPECIFICATIONS**

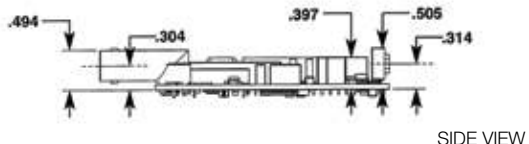
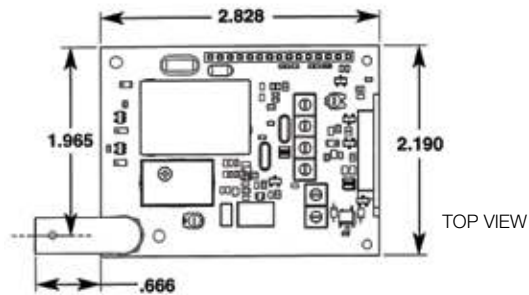
GENERAL	VHF	220 MHz	UHF
FCC	AIERIT33-1600	AIERIT33-2660	AIERIT33-4600
Industry Canada	1084A-RIT331600	1084A-RIT332600	1084A-RIT334600
Number of Channels	8	8	8
TX/RX Spacing (w/in frequency range)	38 MHz max.	28 MHz max.	20 MHz max.
Mode of Operation	— — Simplex/Half Duplex — —		
Channel Increment (Synthesizer step size)	2.5 kHz	2.5/3.125 kHz	5/6.25 kHz
Emissions Bandwidth			
Wide Mode*	16 kHz	16 kHz	16 kHz
Narrow Mode	11 kHz	11 kHz	11 kHz
Very Narrow Mode	4 kHz	4 kHz	4 kHz
Frequency Stability (-30° to +60° C)	1.0 ppm	1.0 ppm	1.0 ppm
Frequency Stability (-30° to +65° C)	1.5 ppm	1.5 ppm	1.5 ppm
Supply Voltage (VDC)	7.5 or 11-16	7.5 or 11-16	7.5 or 11-16
RF Input/Output Connector	BNC	BNC	BNC
Power/Data Interface	15 pin sub D	15 pin sub D	15 pin sub D
Operating Temperature	-30° to +65° C	-30° to +65° C	-30° to +65° C
Maximum Dimensions (L x W x H)	3.6 x 2.3 x 1.0	3.6 x 2.3 x 1.0	3.6 x 2.3 x 1.0
Weight	6 oz	6 oz	6 oz
TRANSMITTER	VHF	220 MHz	UHF
Operating Bandwidth	38 MHz	28 MHz	20 MHz
RF Output Power	1-6 watts	1-6 watts	1-3/6/9 watts
Duty Cycle @ 25° C			
3 Watts	30%	30%	30%
6 Watts	20%	20%	20%
10 Watts	20%	20%	20%
With Optional Fan @ 4 Watts (up to 50° C)	100%	100%	100%
Key-Down Time (seconds) @ 25° C			
3 Watts	45 s	45 s	45 s
6 Watts	30 s	30 s	30 s
10 Watts	15 s	15 s	15 s
RF Load Impedance	50 ohms	50 ohms	50 ohms
Transmitter Attack Time:	<10 ms	<10 ms	<10 ms
Spurious and Harmonics:	<-25 dBm	<-25 dBm	<-25 dBm
FM Hum and Noise			
12.5 kHz channel operation	>45 dB	>45 dB	>45 dB
6.25 kHz channel operation	>40 dB	>40 dB	>40 dB
Current Drain @12VDC			
1 watt	<1.0 A	<1.0 A	<1.0 A
6 watt	<2.0 A	<2.0 A	<2.1 A
10 watt version(13.7 VDC supply)	N/A	N/A	<2.4 A
RECEIVER	VHF	220 MHz	UHF
Operating Bandwidth	38 MHz	28 MHz	20 MHz
Sensitivity (12 dB SINAD)	<0.25 uV	<0.25 uV	<0.25 uV
RF Input Impedance	50 ohms	50 ohms	50 ohms
Adjacent Channel Selectivity			
+/- 12.5 kHz	>60 dB	>60 dB	>60 dB
+/- 6.25 kHz	>45 dB	>45 dB	>45dB
Spurious and Image Rejection	>60 dB	>60 dB	>60 dB
Intermodulation Rejection	>67 dB	>67 dB	>67 dB
FM Hum and Noise			
12.5 kHz channel operation	>45 dB	>45 dB	>45 dB
6.25 kHz channel operation	>40 dB	>40 dB	>40 dB
Conducted Spurious	<-57 dBm	<-57 dBm	<-57 dBm
Receive Attack Time	<10 ms	<10 ms	<10 ms
Squelch Attack Time	<5 ms	<5 ms	<5 ms
Receive Current Drain	<120 mA	<120 mA	<120 mA

\* Wideband (25KHz) model available by special order only and where allowed by appropriate regulatory authorities.

**RF and CONTROL BOARD MODULE**



**RF BOARD MODULE**



**DTX PLUS INPUT/OUTPUT CONNECTORS**

PIN #	Name	Description
1	CS0	Channel Select low bit
2	CS1	Channel Select mid bit
3	CS2	Channel Select high bit
4	MIC IN	Microphone Input
5	CSN	High/Low Power or Channel 1/2
6	RAW Supply	Power Supply Input
7	AUX IN	Auxiliary Input
8	AUX OUT	Auxiliary Output
9	PGN IN/OUT	Programming I/O
10	CTS	Clear to Send
11	RX MON	Monitor
12	AUDIO OUT	Audio PA Output
13	DCD	Carrier Detect
14	PTT RTS	Push-to-Talk
15	GND	Ground

Go Beyond Normal Limits...™



P.O. Box 1998, Carmel, IN 46082 • PH: 317-846-1201 • FX: 317-846-4978

email: [sales\\_info@ritron.com](mailto:sales_info@ritron.com) • website: [www.ritron.com](http://www.ritron.com)

© 2013 Ritron, Inc. All rights reserved. Ritron is a registered trademarks of Ritron, Inc.

PN# 14610015 Rev.E