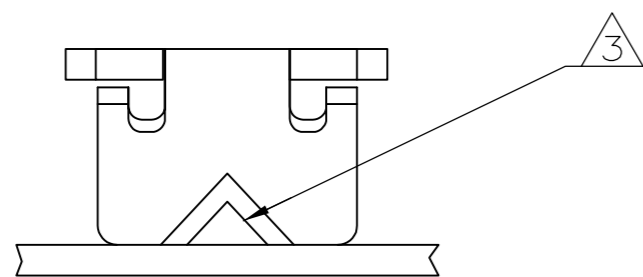
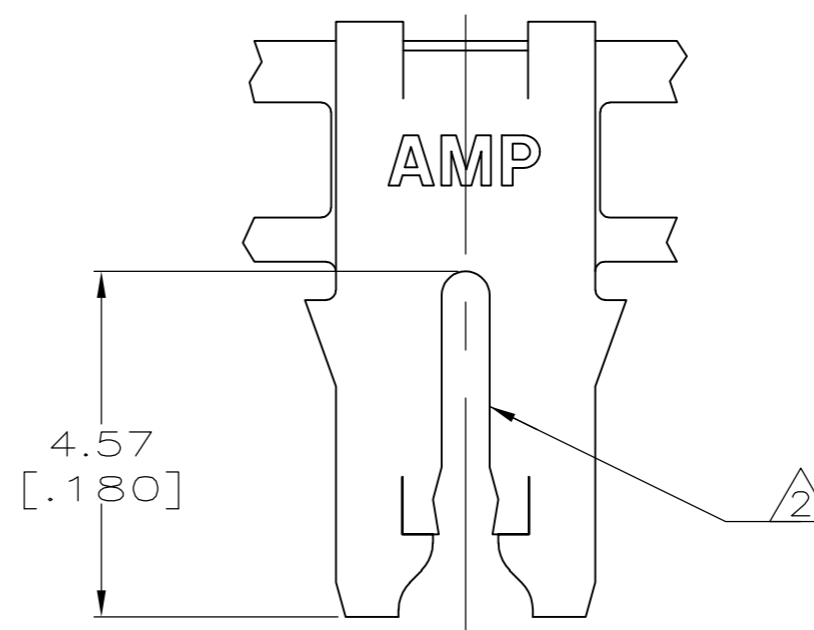
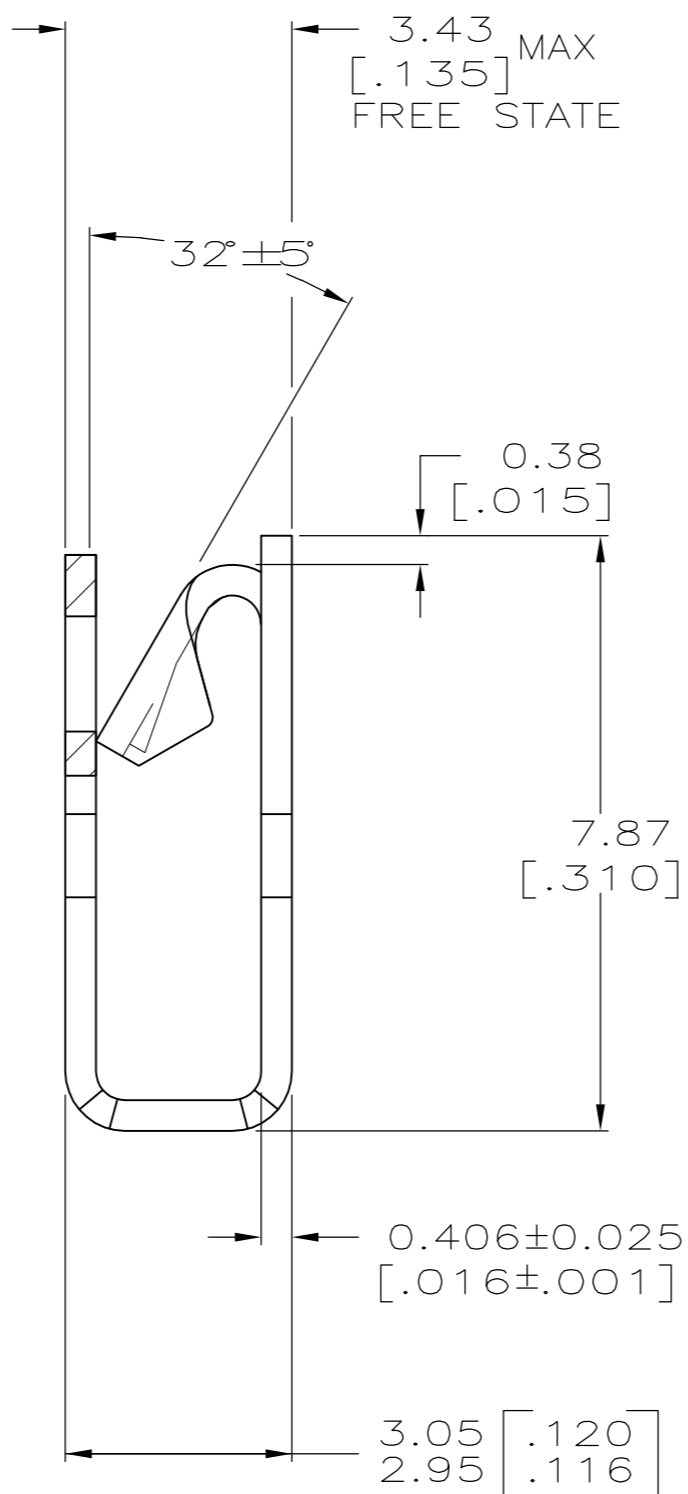
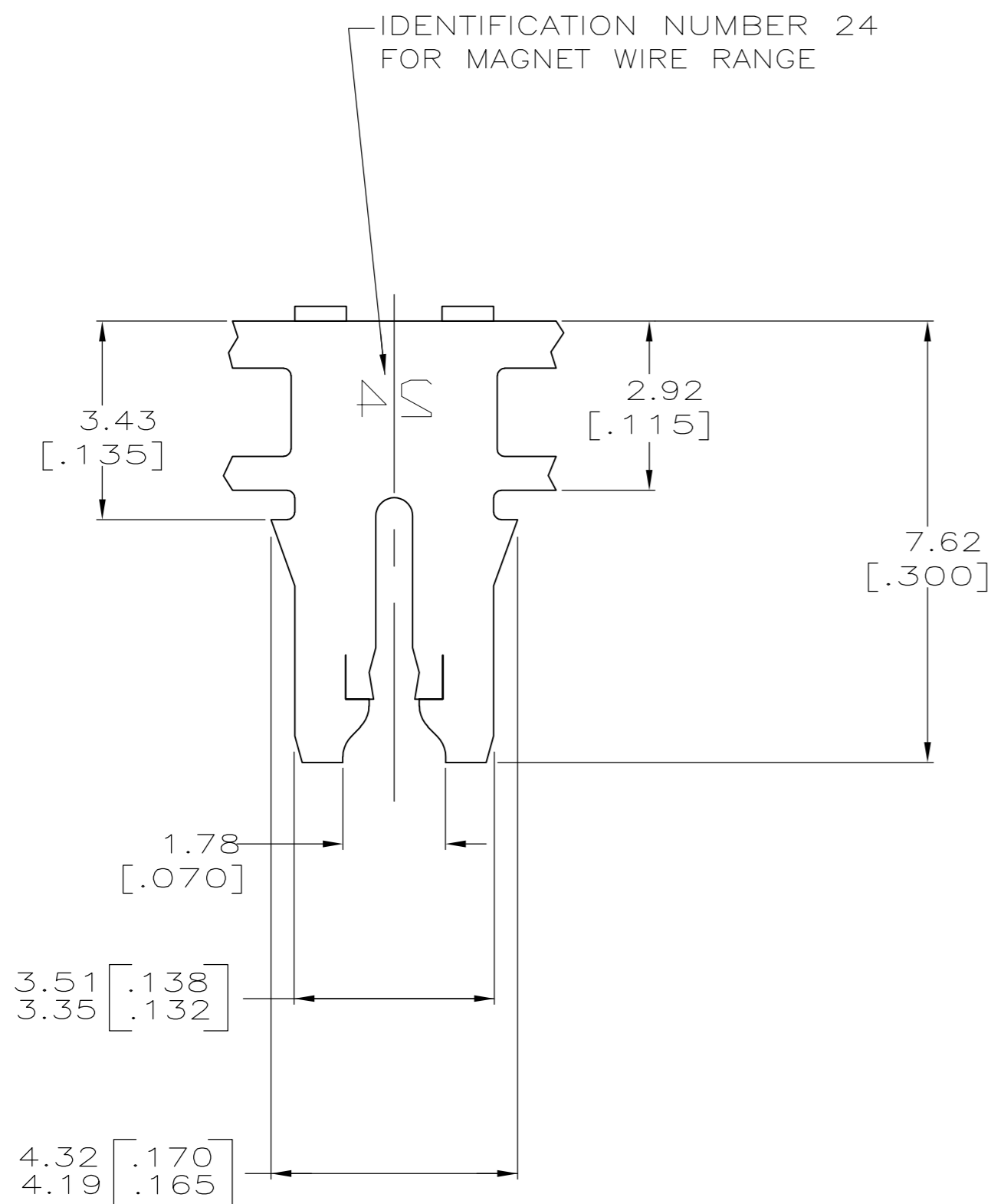


THIS DRAWING IS UNPUBLISHED. RELEASED FOR PUBLICATION
 © COPYRIGHT - By - ALL RIGHTS RESERVED.

LOC	DIST	REVISIONS			
P	LTR	DESCRIPTION	DATE	DWN	APVD
AF	50	S5	ECR-14-012050	11AUG14	PKS RRP



- 1 CONTINUOUS STRIP ON REELS WITH TERMINALS LOCATED ON 5.59±0.08 [.220±.003] CENTERS.
- 2 SLOT ACCEPTS 0.80-1.20mm [#20-#16.5] AWG COPPER MAGNET WIRE. A SINGLE WIRE ONLY.
- 3 POKE-IN ACCEPTS A 0.50-0.90mm² [#20-#18] AWG SOLID OR FUSED STRANDED LEAD WIRE.
- 4 TIN PLATED
- 5 PAPER SPLICED - RESTRICTED TO BSH GERMANY



BRASS	STANDARD	5 62833-6
PHOSPHOR BRONZE	STANDARD	62833-4
PHOSPHOR BRONZE	REVERSED	62833-3
BRASS	REVERSED	62833-2
BRASS	STANDARD	62833-1
MATERIAL	REELING	PART NO.

THIS DRAWING IS A CONTROLLED DOCUMENT.		DWN R.R. BUCHHEISTER JR. 1/SEP/94	TE Connectivity	
DIMENSIONS: INCHES	TOLERANCES UNLESS OTHERWISE SPECIFIED:	CHK MS FEHER 02SEP94	NAME	
	0 PLC ± -	APVD MS FEHER 02SEP94	PRODUCT SPEC	
	1 PLC ± -	108-2012	APPLICATION SPEC	
	2 PLC ± 0.25 [.010]	114-2046	SIZE	CAGE CODE
	3 PLC ± -	WEIGHT -	A2	00779
MATERIAL SEE TABLE	FINISH - 4	APVD	DRAWING NO	RESTRICTED TO
CUSTOMER DRAWING		SCALE 10:1	SHEET 1 of 1	REV S5