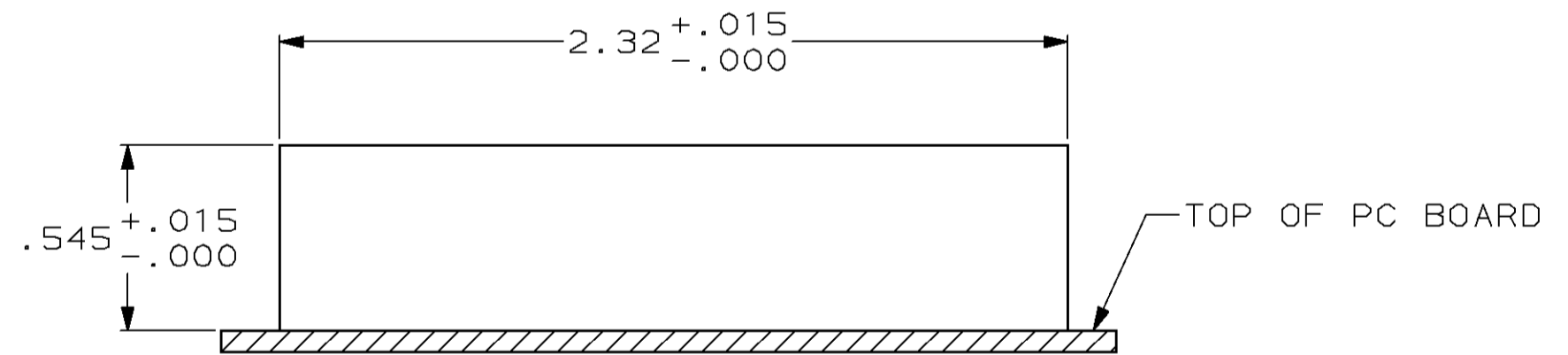
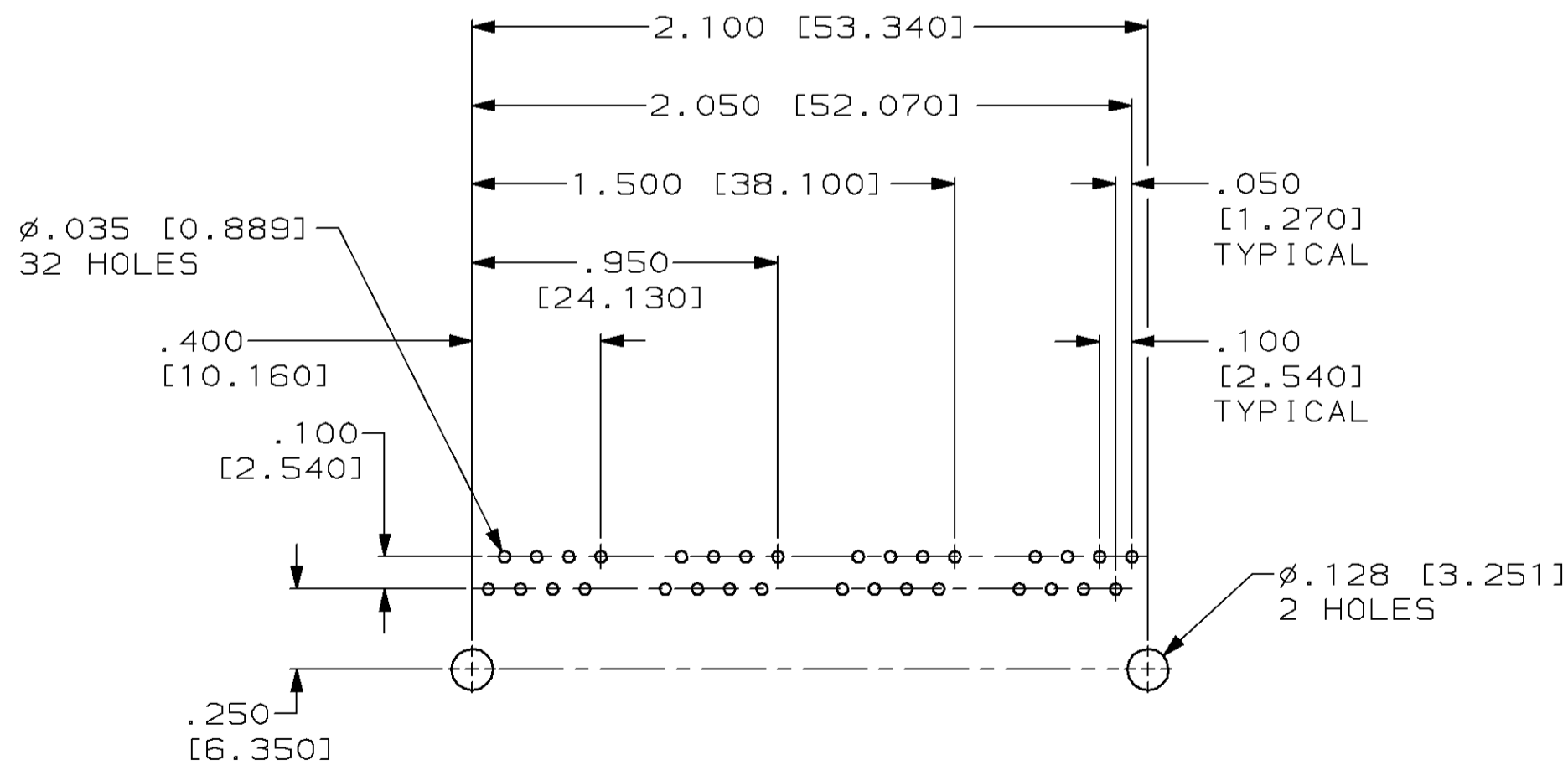
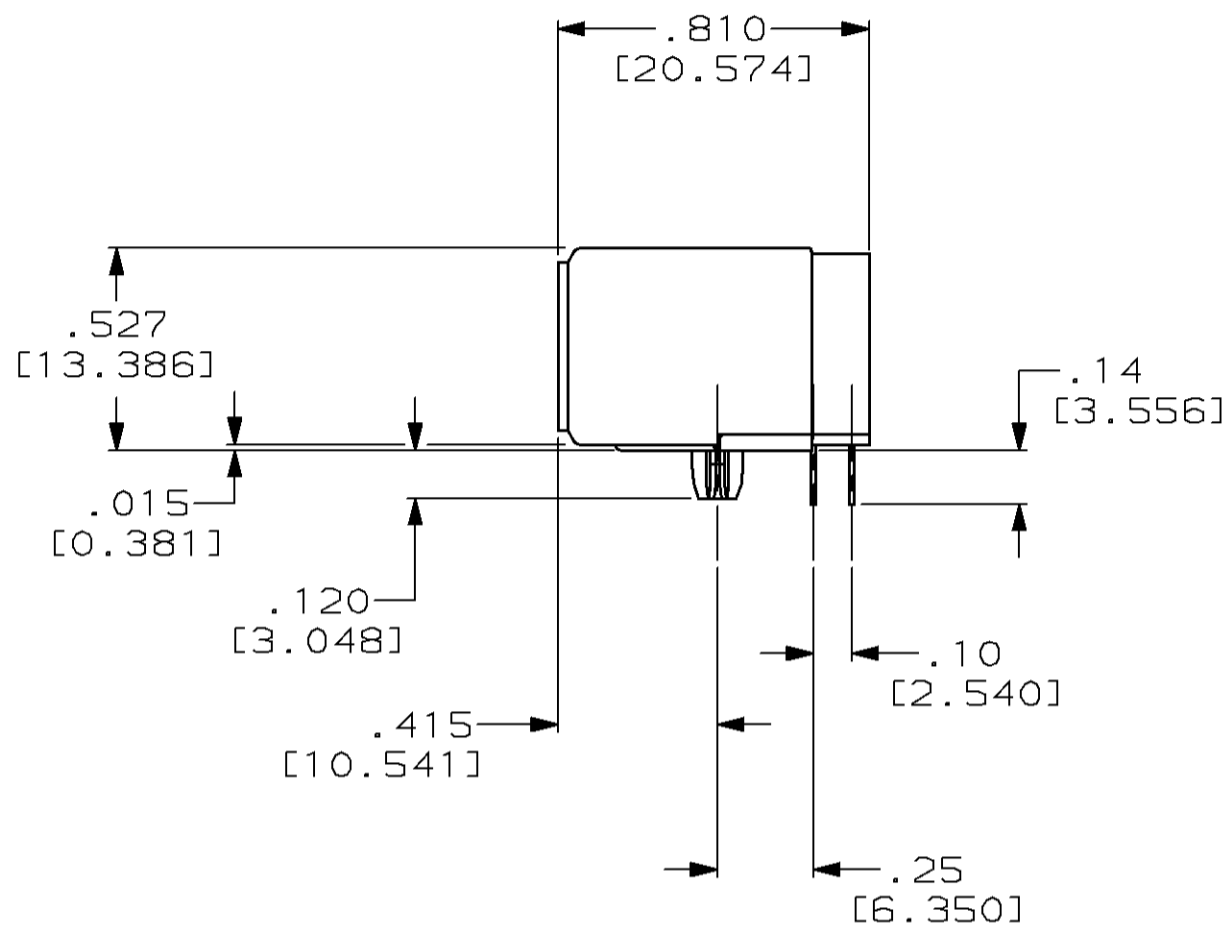
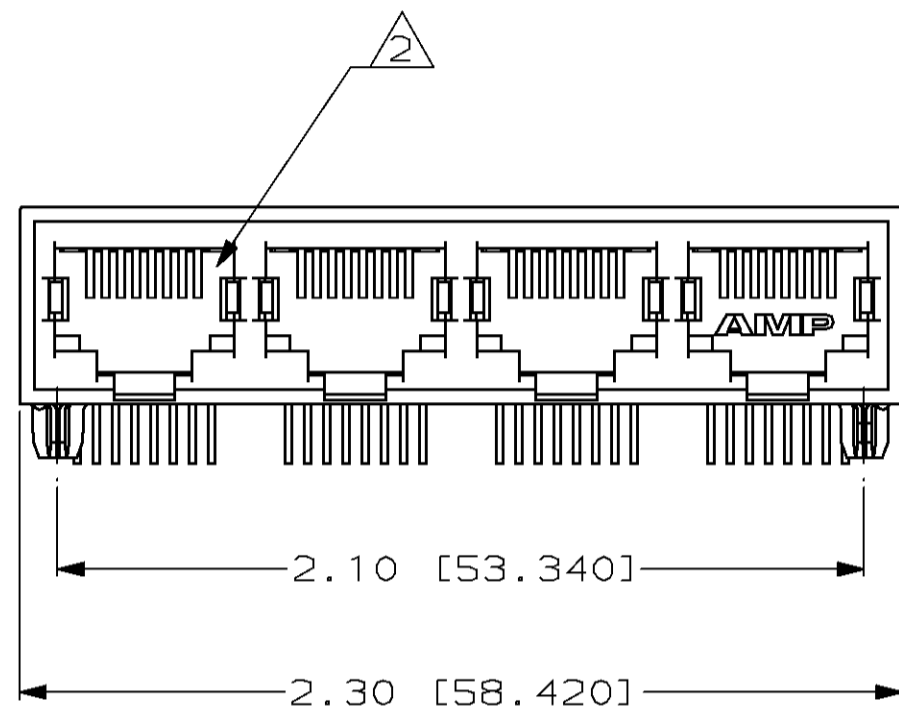


THIS DRAWING IS UNPUBLISHED. RELEASED FOR PUBLICATION  
 © COPYRIGHT 19 BY AMP INCORPORATED. ALL RIGHTS RESERVED.

LOC		DIST		REVISIONS			
P	LTR	DESCRIPTION		DATE	DWN	APVD	
AA	22	B	REV; EC 0502-0026-96	20NOV96	DS	EL	

- ① MATERIAL: HOUSING - HTN NYLON, BLACK, IR REFLOW PROCESSING COMPATIBLE, UL 94V-0. TERMINALS - .013[0.33] THICK PHOS BRONZE PLATED WITH .000050[1.27μm] THICK HARD GOLD IN LOCALIZED AREA AND .000150[3.81μm] THICK TIN-LEAD IN SOLDER AREA OVER .000050[1.27μm] THICK NICKEL UNDERPLATE.
- ② JACK CAVITY CONFORMS TO FCC RULES AND REGULATIONS, PART 68 SUBPART F.
- 3. ALL DIMENSIONS SHOWN ARE NOMINAL UNLESS OTHERWISE SPECIFIED.
- 4. ALL DIMENSIONS SHOWN IN BRACKETS [ ] ARE IN MILLIMETERS.



SUGGESTED PANEL CUTOUT

SUGGESTED PC BOARD LAYOUT  
 COMPONENT SIDE  
 SEE APPLICATION SPECIFICATION

557562-1  
 PART NO.

<small>THIS DRAWING IS A CONTROLLED DOCUMENT FOR AMP INCORPORATED. IT IS SUBJECT TO CHANGE AND THE CONTROLLING ENGINEERING ORGANIZATION SHOULD BE CONTACTED FOR THE LATEST REVISION.</small>		DWN V. SLACK 1-29-92	<b>AMP</b> AMP Incorporated Harrisburg, PA 17105-3608	
DIMENSIONS: INCHES [mm]		CHK B. FOX 6-8-92	NAME	
TOLERANCES UNLESS OTHERWISE SPECIFIED: 0 PLC ±- 1 PLC ±- 2 PLC ±.01 [0.254] 3 PLC ±.005 [0.127] 4 PLC ±- ANGLES ±- FINISH ±-		APVD G. REED 6-8-92	PRODUCT SPEC 108-1392 APPLICATION SPEC 114-2048	
MATERIAL ①		WEIGHT -		SIZE A2
		CUSTOMER DRAWING		CAGE CODE 00779 DRAWING NO 557562
		SCALE 2:1		SHEET 1 OF 1
				REV B