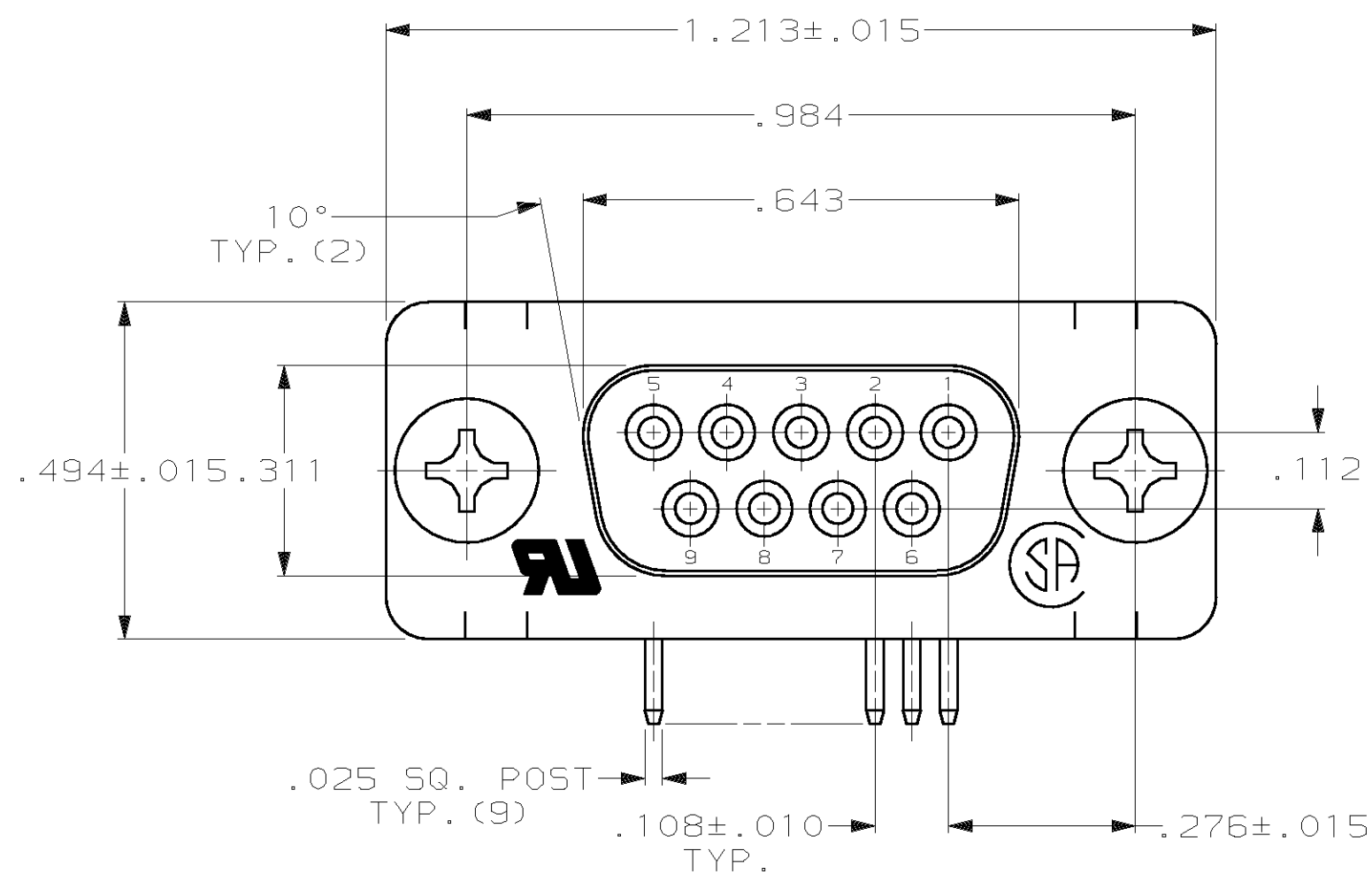
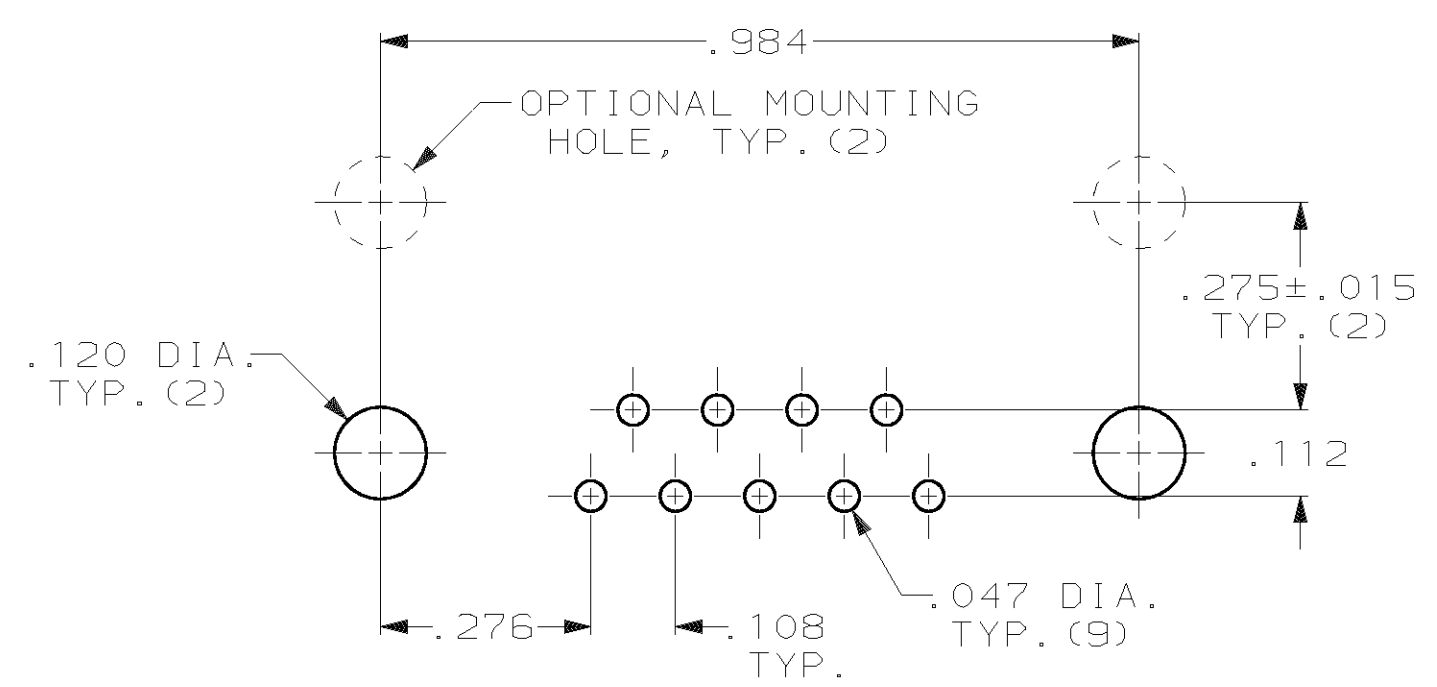
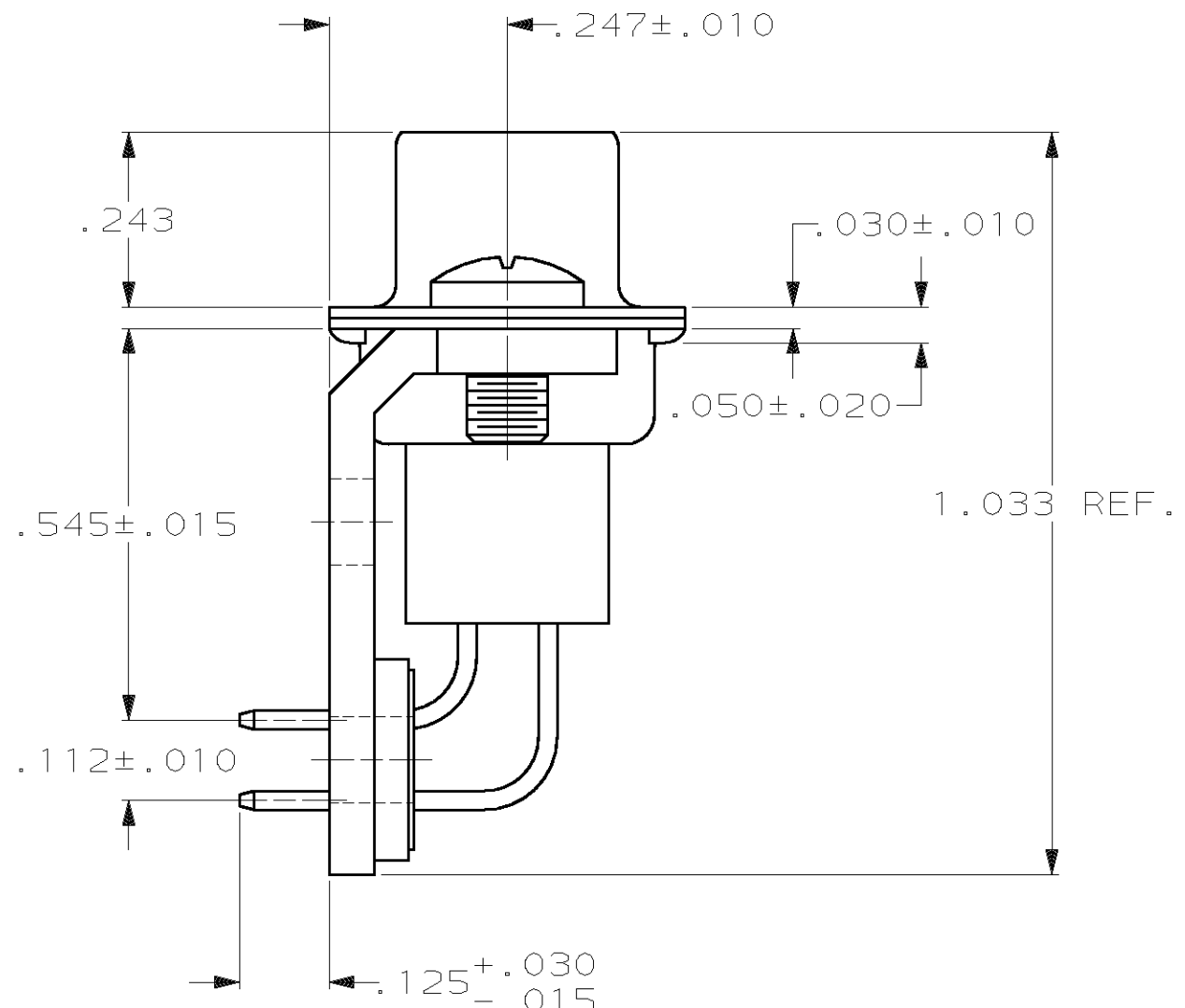
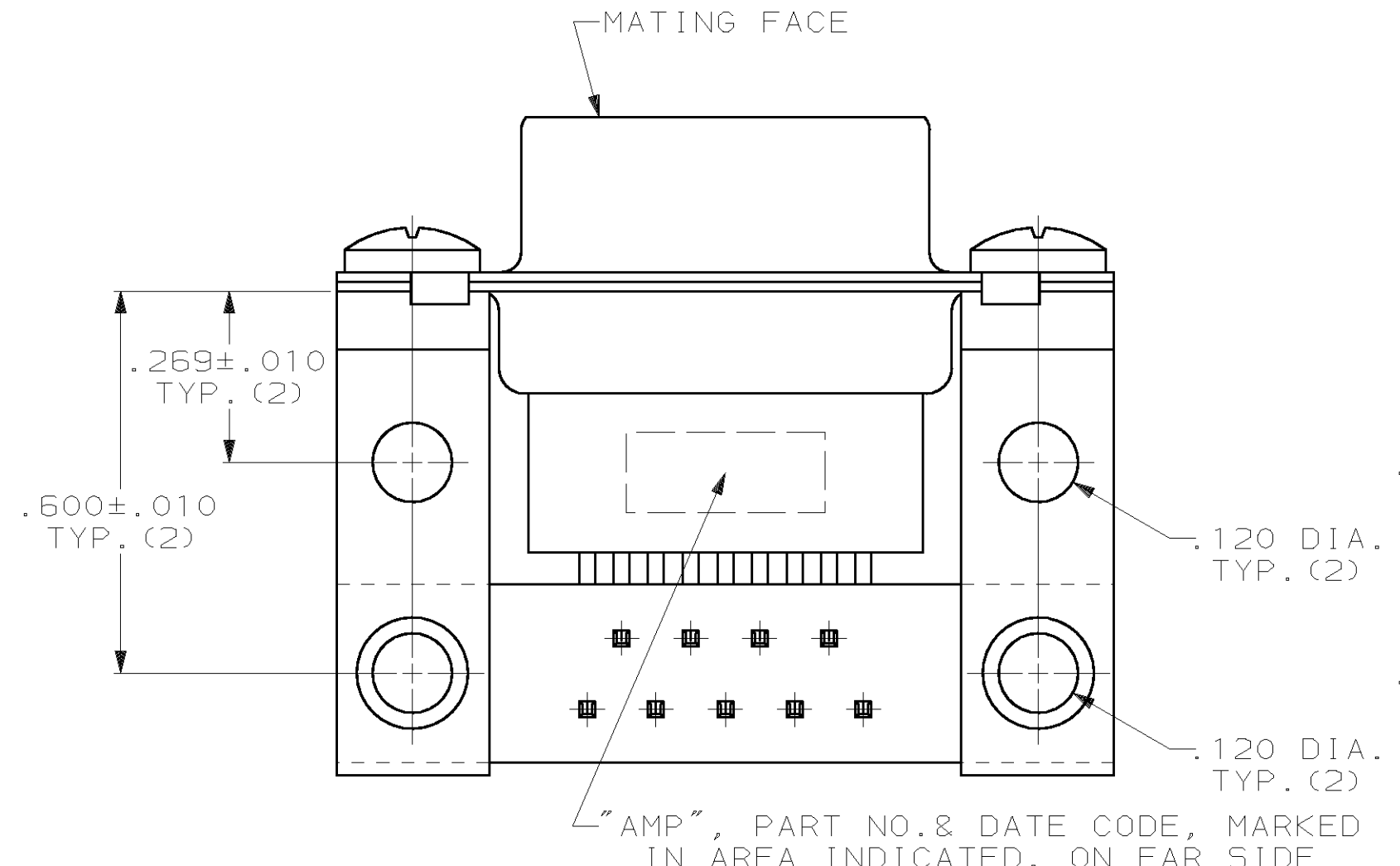


~~THIS DRAWING IS UNPUBLISHED~~ RELEASED FOR PUBLICATION DECEMBER 29, 1983
 © COPYRIGHT 1972 BY AMP INCORPORATED, HARRISBURG, PA. ALL INTERNATIONAL RIGHTS RESERVED. AMP PRODUCTS MAY BE COVERED BY U.S. AND FOREIGN PATENTS AND/OR PATENTS PENDING.

REVISIONS						
P	F	ZONE	LTR	DESCRIPTION	DATE	APPROVED
			J	REVISED & REDRAWN ECN-0156	12-29-83	JG
			K	REVISED ECN-0663	4-10-84	JG
			L	REVISED ECN-0834	11-29-84	SW
			M	REVISED ECN-0816 & 0845	3-18-85	SW
			N	REV PER ECN BD3132	9-1-89	-
			P	REV PER EC 001D-0275-00	03JAN02	JR



- CONNECTOR MATES WITH ANY 9 POS. PLUG IN AMPLIMITE SERIES & COMPLIES WITH AMP SPEC. 108-40,005 WHERE APPLICABLE.
- FLAME RETARDANT 94V-0 RATED THERMOPLASTIC; COLOR: BLACK.
- STEEL PER ASTM A109.
- PHOS. BRONZE PER QQ-B-750.
- ZINC PLATING PER ASTM B633; TYPE II; CLASS 5C1; YELLOW CHROMATE, GOLD PLATING PER MIL-G-45204, NICKEL PLATING PER QQ-N-290.
- ZINC PLATED.
- GOLD FLASH FOR A LENGTH OF .100 MINIMUM FROM MATING END, .000100 MINIMUM TIN-LEAD ON OPPOSITE END, BOTH OVER .000050 MINIMUM NICKEL.
- .000030 MINIMUM GOLD FOR A LENGTH OF .100 MINIMUM FROM MATING END, .000100 MINIMUM TIN-LEAD ON OPPOSITE END, BOTH OVER .000050 MINIMUM NICKEL.



OBSOLETE	8	205866-2
	7	205866-1
CONTACT FINISH		PART NUMBER

UNLESS OTHERWISE SPECIFIED DIMENSIONS ARE IN INCHES. TOLERANCES ON: DECIMALS ±.005 ANGLES ± 2°	CONTRACT NO	
	DR	J.GERACE 12-29-83
MATERIAL MOLDED PARTS: Δ SHELLS & BRACKETS: Δ CONTACTS: Δ	CHK	J.GERACE 12-29-83
	APPD	P.SWEIGARD 3-15-84
FINISH Δ SHELLS & BRACKETS: Δ CONTACTS: SEE TABLE	APPD	J.ASSINI 3-15-84
	DSGN APPD	
	OTHER APPD	

AMP INCORPORATED Harrisburg, Pa.		
NAME RECEPTACLE ASSEMBLY, SIZE 1, 9 POS., RIGHT ANGLE, .545 SERIES, .025 SQ. POSTS, AMPLIMITE HDP		
SIZE	FSCM NO	DRAWING NO
C	00779	205866
SCALE		SHEET 1 OF 1