

2170328-1 ✓ ACTIVE

Z-PACK | Z-PACK HM-Zd+


TE Internal #: 2170328-1

High Speed Backplane Connectors, 40 Position, Mating Alignment, Center & Dual Mating Alignment Type, 2 Row, 10 Column, PCB Mount Header, Z-PACK HM-Zd+

[View on TE.com >](#)



Connectors > PCB Connectors > Backplane Connectors > High Speed Backplane Connectors



Connector System: **Board-to-Board**

Number of Positions: **40**

Row-to-Row Spacing: **3 mm [.118 in]**

Mating Alignment: **With**

Mating Alignment Type: **Center & Dual**

Features

Product Type Features

Signal Arrangement	Differential
Connector System	Board-to-Board
PCB Connector Assembly Type	PCB Mount Header
Connector & Contact Terminates To	Printed Circuit Board

Configuration Features

Number of Signal Positions	2
Number of Positions	40
Number of Rows	2
Number of Columns	10
PCB Mount Orientation	Vertical
Guide Location	Unguided

Electrical Characteristics

Operating Voltage	250 VAC
-------------------	---------

Signal Characteristics



Number of Differential Pairs per Column	2
Data Rate	≤12 Gb/s

Body Features

Primary Product Color	Gray
-----------------------	------

Contact Features

Contact Type	Pin
Contact Mating Area Plating Material	Gold Flash over Palladium Nickel
Contact Underplating Material	Nickel
Contact Base Material	Brass, Phosphor Bronze
Contact Current Rating (Max)	.7 A

Termination Features

Termination Method to Printed Circuit Board	Through Hole - Press-Fit
---	--------------------------

Mechanical Attachment

Mating Alignment	With
Mating Alignment Type	Center & Dual
Connector Mounting Type	Board Mount

Housing Features

Number of Shrouded Sides	2
Centerline (Pitch)	2.5 mm[.1 in]

Dimensions

Row-to-Row Spacing	3 mm[.118 in]
--------------------	---------------

Usage Conditions

Operating Temperature Range	-65 – 125 °C[-85 – 257 °F]
-----------------------------	----------------------------

Operation/Application

Durability Rating	250 Cycles
Circuit Application	Signal

Packaging Features

Packaging Method	Tube
------------------	------

Product Compliance

[For compliance documentation, visit the product page on TE.com>](#)



EU RoHS Directive 2011/65/EU	Compliant
EU ELV Directive 2000/53/EC	Compliant
China RoHS 2 Directive MIIT Order No 32, 2016	No Restricted Materials Above Threshold
EU REACH Regulation (EC) No. 1907/2006	Current ECHA Candidate List: JUNE 2023 (235) Candidate List Declared Against: JUNE 2023 (235) Does not contain REACH SVHC
Halogen Content	Not Low Halogen - contains Br or Cl > 900 ppm.
Solder Process Capability	Not applicable for solder process capability

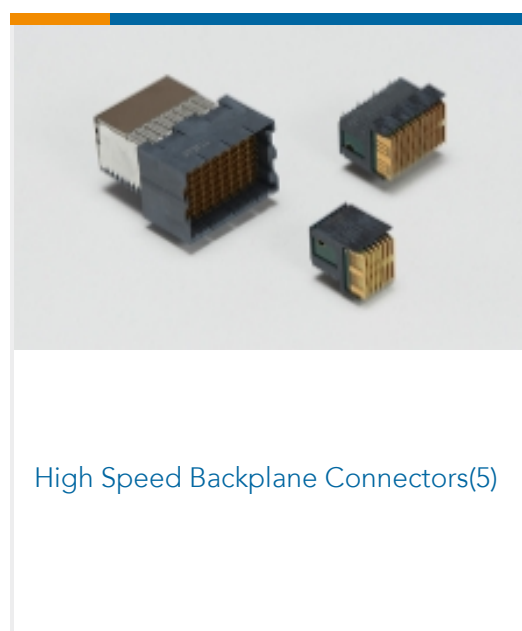
Product Compliance Disclaimer

This information is provided based on reasonable inquiry of our suppliers and represents our current actual knowledge based on the information they provided. This information is subject to change. The part numbers that TE has identified as EU RoHS compliant have a maximum concentration of 0.1% by weight in homogenous materials for lead, hexavalent chromium, mercury, PBB, PBDE, DBP, BBP, DEHP, DIBP, and 0.01% for cadmium, or qualify for an exemption to these limits as defined in the Annexes of Directive 2011/65/EU (RoHS2). Finished electrical and electronic equipment products will be CE marked as required by Directive 2011/65/EU. Components may not be CE marked. Additionally, the part numbers that TE has identified as EU ELV compliant have a maximum concentration of 0.1% by weight in homogenous materials for lead, hexavalent chromium, and mercury, and 0.01% for cadmium, or qualify for an exemption to these limits as defined in the Annexes of Directive 2000/53/EC (ELV). Regarding the REACH Regulation, the information TE provides on SVHC in articles for this part number is based on the latest European Chemicals Agency (ECHA) 'Guidance on requirements for substances in articles' posted at this URL: <https://echa.europa.eu/guidance-documents/guidance-on-reach>

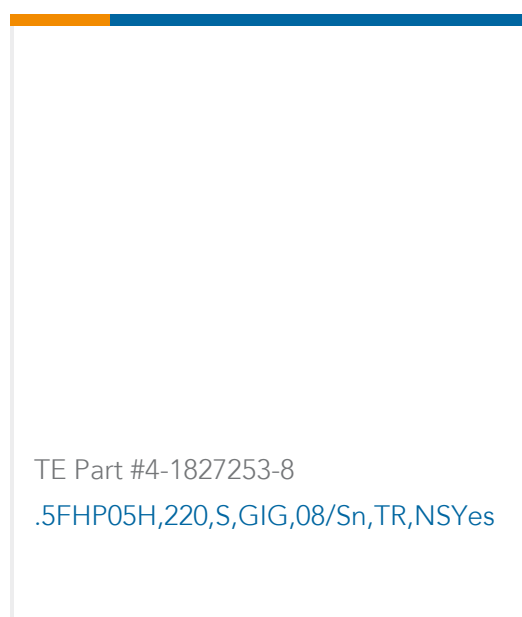
Compatible Parts



Also in the Series | Z-PACK HM-Zd+



Customers Also Bought



Documents

Product Drawings

[HMZD+,2PAIRS,10COLS,VERTICAL,ASSEMBLY](#)

English

CAD Files

Customer View Model

[ENG_CVM_CVM_2170328-1_1.2d_dxf.zip](#)

English

3D PDF

3D

Customer View Model

[ENG_CVM_CVM_2170328-1_1.3d_igs.zip](#)

English

Customer View Model

[ENG_CVM_CVM_2170328-1_1.3d_stp.zip](#)

English

By downloading the CAD file I accept and agree to the [Terms and Conditions](#) of use.



Product Specifications

Application Specification

English

Product Environmental Compliance

TE Material Declaration

English