

321019 ✓ ACTIVE

PIDG

TE Internal #: 321019

Ring Terminals & Spade Terminals, Ring Tongue, 26 – 22 AWG

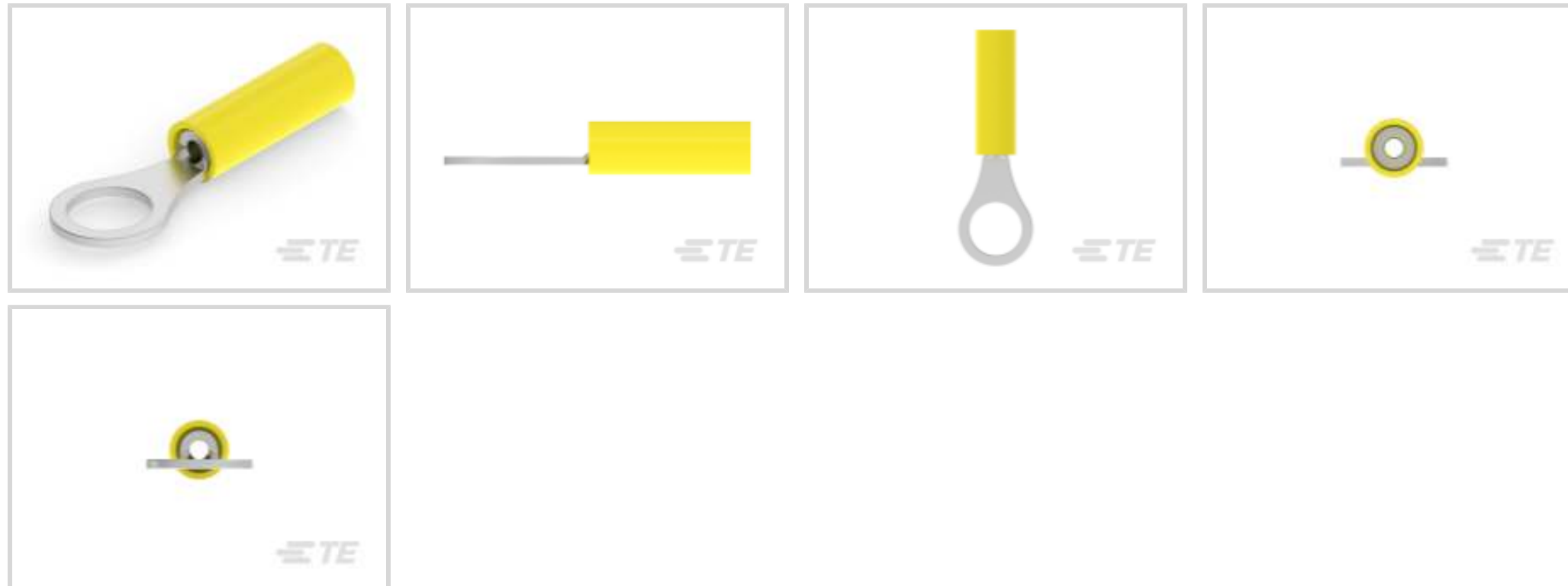
Wire Size, .12 – .4 mm² Wire Size, 202 – 810 CMA Wire Size, Stud

Size #6 / M3.5, PIDG

[View on TE.com >](#)



Terminals & Splices > Ring Terminals & Spade Terminals



Ring & Spade Terminal Type: **Ring Tongue**

Wire Size: **202 – 810 CMA**

Stud Size: **#6, M3.5**

Features

Product Type Features

Stud Size	#6, M3.5
Sealable	No
Wire Insulation Support Retention Type	Insulation Support

Configuration Features

Number of Holes	1
-----------------	---

Electrical Characteristics

Voltage Rating	300 V
----------------	-------

Body Features

Product Weight	.27 g
----------------	-------

Contact Features

Ring & Spade Terminal Type	Ring Tongue
Barrel Type	Closed
Terminal Orientation	Straight
Terminal Plating Material	Tin

Mechanical Attachment



Wire Insulation Support	With
-------------------------	------

Dimensions

Wire Size	202 – 810 CMA
Stud Diameter	3.68 mm[.145 in]
Tongue Thickness	.79 mm[.031 in]
Product Length	16.41 mm[.646 in]
Compatible Insulation Diameter (Max)	2.03 mm[.08 in]
Compatible Insulation Diameter Range	1.27 – 2.03 mm[.05 – .08 in]

Usage Conditions

Insulation Option	Partially Insulated
Operating Temperature Range	105 °C[221 °F]

Operation/Application

Compatible With Wire Base Material	Copper
Compatible With Wire Plating Material	Tin

Industry Standards

Government Qualified Terminal	No
-------------------------------	----

Packaging Features

Packaging Quantity	1000
Packaging Method	Box

Product Compliance


[For compliance documentation, visit the product page on TE.com>](#)

EU RoHS Directive 2011/65/EU	Compliant
EU ELV Directive 2000/53/EC	Compliant
China RoHS 2 Directive MIIT Order No 32, 2016	No Restricted Materials Above Threshold
EU REACH Regulation (EC) No. 1907/2006	Current ECHA Candidate List: JUNE 2023 (235) Candidate List Declared Against: JUNE 2022 (224) Does not contain REACH SVHC
Halogen Content	Not Low Halogen - contains Br or Cl > 900 ppm.
Solder Process Capability	Not applicable for solder process capability

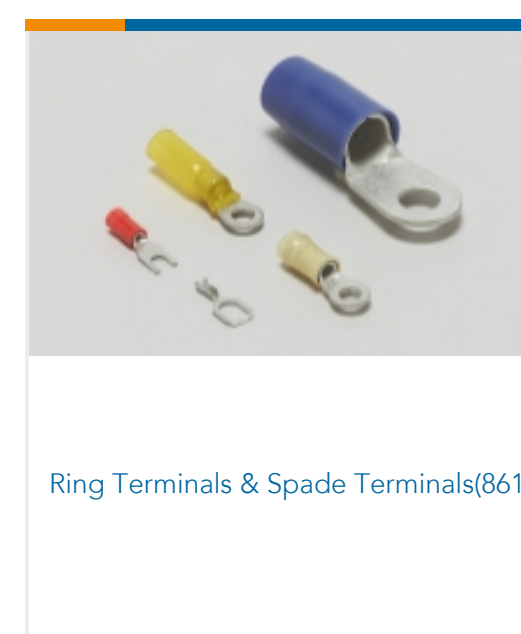
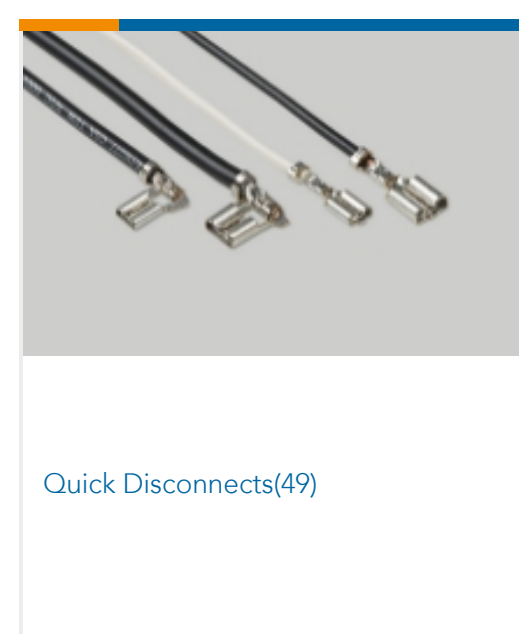


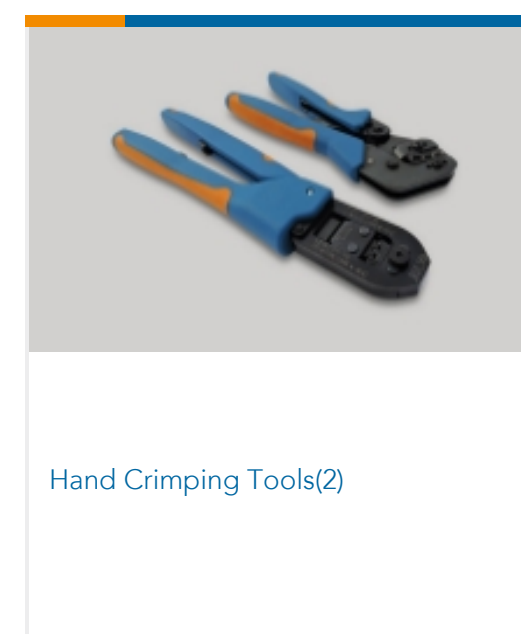
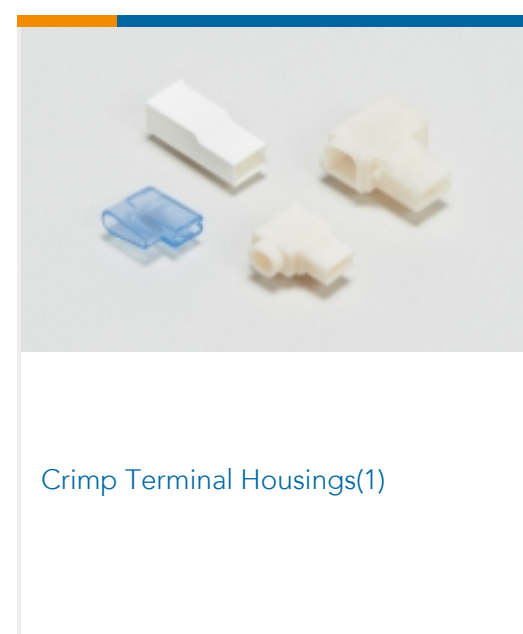
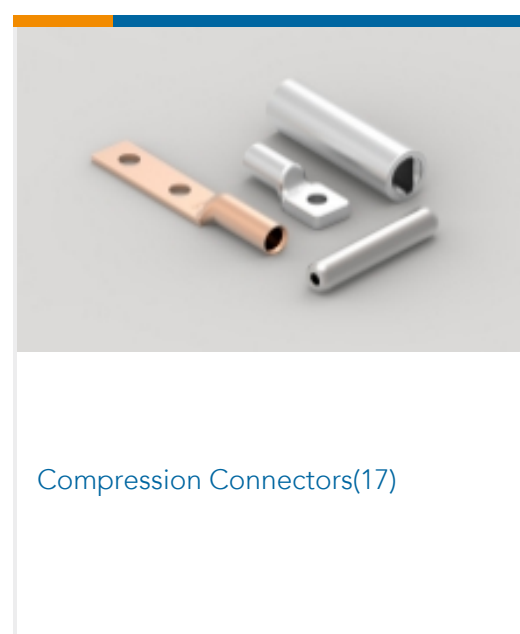
Product Compliance Disclaimer

This information is provided based on reasonable inquiry of our suppliers and represents our current actual knowledge based on the information they provided. This information is subject to change. The part numbers that TE has identified as EU RoHS compliant have a maximum concentration of 0.1% by weight in homogenous materials for lead, hexavalent chromium, mercury, PBB, PBDE, DBP, BBP, DEHP, DIBP, and 0.01% for cadmium, or qualify for an exemption to these limits as defined in the Annexes of Directive 2011/65/EU (RoHS2). Finished electrical and electronic equipment products will be CE marked as required by Directive 2011/65/EU. Components may not be CE marked. Additionally, the part numbers that TE has identified as EU ELV compliant have a maximum concentration of 0.1% by weight in homogenous materials for lead, hexavalent chromium, and mercury, and 0.01% for cadmium, or qualify for an exemption to these limits as defined in the Annexes of Directive 2000/53/EC (ELV). Regarding the REACH Regulation, the information TE provides on SVHC in articles for this part number is based on the latest European Chemicals Agency (ECHA) 'Guidance on requirements for substances in articles' posted at this URL: <https://echa.europa.eu/guidance-documents/guidance-on-reach>

Compatible Parts



Also in the Series | PIDG



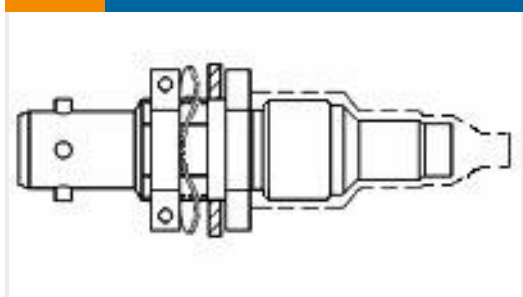


Special Purpose Terminals(1)

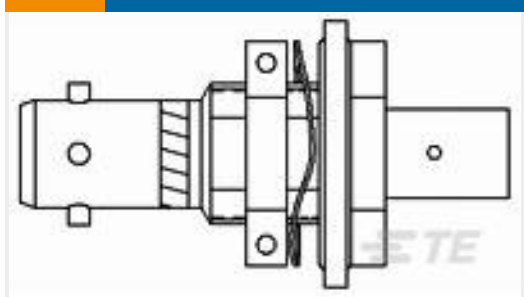


Splices(47)

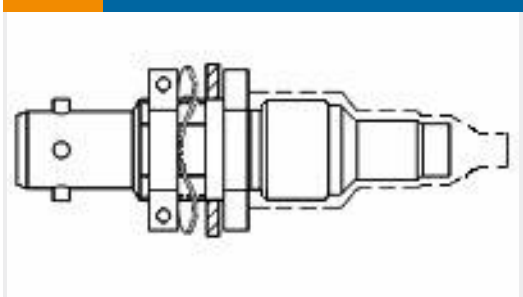
Customers Also Bought



TE Part #241251-000
DK-621-0440-4S



TE Part #704201-000
DK-621-0438-3S



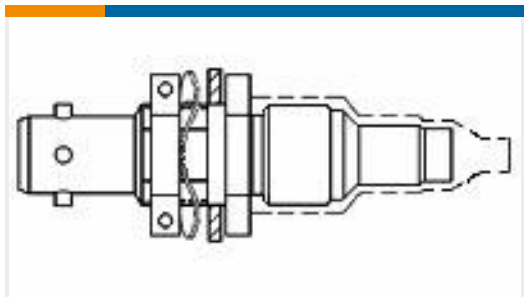
TE Part #143981-000
DK-621-0434-1S



TE Part #497675-000
55PC0111-22-0



TE Part #091339-000
55PC1121-24-0/9-9




TE Part #542467-000
DK-621-0436-2S



TE Part #K1024631
Limit switch G13-01-1460



TE Part #AAA7044-00
91A1-10-04-1-ZB-HE050



TE Part #CS1972-000
DR-25-1/2-0-150FT/CSP

Documents

Product Drawings

[TERMINAL,PIDG R 26-22 6](#)

English

CAD Files

[3D PDF](#)

3D

[Customer View Model](#)

[ENG_CVM_CVM_321019_N.2d_dxf.zip](#)



English

Customer View Model

[ENG_CVM_CVM_321019_N.3d_igs.zip](#)

English

Customer View Model

[ENG_CVM_CVM_321019_N.3d_stp.zip](#)

English

Customer View Model

[ENG_CVM_321019_S.3d_igs.zip](#)

English

Customer View Model

[ENG_CVM_321019_S.3d_stp.zip](#)

English

Customer View Model

[ENG_CVM_321019_S.2d_dxf.zip](#)

English

3D PDF

English

By downloading the CAD file I accept and agree to the [Terms and Conditions](#) of use.

Product Specifications

[Application Specification](#)

English

Product Environmental Compliance

[TE Material Declaration](#)

English

Agency Approvals

[UL Report](#)

English

[UL Report](#)

English