

## Bolt connection terminal block - RT 3-PE - 3049411

Please be informed that the data shown in this PDF Document is generated from our Online Catalog. Please find the complete data in the user's documentation. Our General Terms of Use for Downloads are valid (<http://download.phoenixcontact.com>)



Ground terminal block with bolt connection, cross section 0.1 - 2.5 mm<sup>2</sup>, AWG: 26 - 14, width 12.3 mm, color: Green-yellow

### Why buy this product

- Additional labeling options
- Corrosion-free terminal points
- Low contact resistance
- Green-yellow housing



### Key commercial data

Packing unit	0
Minimum order quantity	1
Catalog page	Page 372 (CL1-2011)
GTIN	 4 046356 140164
Custom tariff number	85369010
Country of origin	GERMANY

### Technical data

#### General

Note	Note: the BE-RT... path extension is to be used for non-insulated cable lugs (see accessories).
Number of levels	1
Number of connections	2
Color	green-yellow
Insulating material	PA
Inflammability class according to UL 94	V0

#### Dimensions

Width	12.3 mm
Length	66 mm
Height NS 35/7.5	51 mm
Height NS 35/15	58.5 mm

# Bolt connection terminal block - RT 3-PE - 3049411

## Technical data

### Technical data

Maximum load current	24 A (with 2.5 mm <sup>2</sup> conductor cross section)
Rated surge voltage	8 kV
Pollution degree	3
Surge voltage category	III
Insulating material group	I
Connection in acc. with standard	IEC 60947-7-2
Open side panel	ja
Test specification, oscillation, broadband noise	DIN EN 50155 (VDE 0115-200):2008-03
Test spectrum	Service life test category 1, class B, on vehicle body
Test frequency	f1 = 5 Hz to f2 = 150 Hz
ASD level	0.02 g <sup>2</sup> /Hz
Acceleration	0.8 g
Test duration per axis	5 h
Test directions	X-, Y- and Z-axis
Oscillation, broadband noise test result	Test passed
Test specification, shock test	DIN EN 50155 (VDE 0115-200):2008-03
Shock form	Half-sine
Acceleration	5 g
Shock duration	30 ms
Number of shocks per direction	3
Test directions	X-, Y- and Z-axis (pos. and neg.)
Shock test result	Test passed
Temperature index, insulating material (DIN EN 60216-1 (VDE 0304-21))	120 °C

### Connection data

Conductor cross section solid min.	0.1 mm <sup>2</sup>
Conductor cross section solid max.	2.5 mm <sup>2</sup>
Conductor cross section stranded min.	0.1 mm <sup>2</sup>
Conductor cross section stranded max.	2.5 mm <sup>2</sup>
Conductor cross section AWG/kcmil min.	26
Conductor cross section AWG/kcmil max	14
Connection method	Bolt connection
Screw thread	M3
Tightening torque, min	0.6 Nm
Tightening torque max	0.8 Nm

## Classifications

### eclass

eCl@ss 4.0	27141120
eCl@ss 4.1	27141120
eCl@ss 5.0	27141120

# Bolt connection terminal block - RT 3-PE - 3049411

## Classifications

### eclass

eCl@ss 5.1	27141120
eCl@ss 6.0	27141120
eCl@ss 7.0	27141120

### etim

ETIM 2.0	EC000897
ETIM 3.0	EC000897
ETIM 4.0	EC000897

### unspsc

UNSPSC 6.01	30211811
UNSPSC 7.0901	39121410
UNSPSC 11	39121410
UNSPSC 12.01	39121410
UNSPSC 13.2	39121410

## Approvals

### Approvals

#### Approvals

UL Recognized / VDE approval of drawings / cUL Recognized / ABS / IECEx CB Scheme / cULus Recognized


#### Ex Approvals

ATEX / IECEx

#### Approvals submitted


### Approval details

UL Recognized 
---

VDE approval of drawings 	
mm <sup>2</sup> /AWG/kcmil	0.14-2.5


## Bolt connection terminal block - RT 3-PE - 3049411

### Approvals

cUL Recognized 

ABS

IECEE CB Scheme

cULus Recognized 

### Accessories

#### Accessories

#### Assembly

End clamp - CLIPFIX 35 - 3022218



Snap-on end bracket, for 35 mm NS 35/7.5 or NS 35/15 DIN rail, can be fitted with Zack strip ZB 8 and ZB 8/27, terminal strip marker KLM 2 and KLM, width: 9.5 mm, color: gray

End clamp - E/UK - 1201442



End clamp, for assembly on NS 32 or NS 35/7.5 DIN rail

End cover - D-RT 3/5 - 3049097



End cover, Length: 65 mm, Width: 2.2 mm, Height: 50.4 mm, Color: gray

## Bolt connection terminal block - RT 3-PE - 3049411

### Accessories

Separating plate - TPNS-UK - 0706647



Separating plate, Length: 80 mm, Width: 2 mm, Height: 70 mm, Color: gray

---

DIN rail perforated - NS 35/ 7,5 PERF 2000MM - 0801733



DIN rail, material: steel galvanized and passivated with a thick layer, perforated, height 7.5 mm, width 35 mm, length: 2000 mm

---

DIN rail - NS 35/ 7,5 UNPERF 2000MM - 0801681



DIN rail, material: Steel, unperforated, height 7.5 mm, width 35 mm, length: 2 m

---

DIN rail - NS 35/ 7,5 WH PERF 2000MM - 1204119



DIN rail 35 mm (NS 35)

---

DIN rail - NS 35/ 7,5 WH UNPERF 2000MM - 1204122



DIN rail 35 mm (NS 35)

---

DIN rail - NS 35/ 7,5 AL UNPERF 2000MM - 0801704



DIN rail, material: Aluminum, unperforated, height 7.5 mm, width 35 mm, length: 2 m

## Bolt connection terminal block - RT 3-PE - 3049411

### Accessories

---

DIN rail - NS 35/ 7,5 ZN PERF 2000MM - 1206421



DIN rail, material: Galvanized, perforated, height 7.5 mm, width 35 mm, length: 2 m

---

DIN rail - NS 35/ 7,5 ZN UNPERF 2000MM - 1206434



DIN rail, material: Galvanized, unperforated, height 7.5 mm, width 35 mm, length: 2 m

---

DIN rail - NS 35/ 7,5 CU UNPERF 2000MM - 0801762



DIN rail, material: Copper, unperforated, height 7.5 mm, width 35 mm, length: 2 m

---

End cap - NS 35/ 7,5 CAP - 1206560



DIN rail end piece, for DIN rail NS 35/7.5

---

DIN rail perforated - NS 35/15 PERF 2000MM - 1201730



DIN rail, material: steel galvanized and passivated with a thick layer, perforated, height 15 mm, width 35 mm, length: 2000 mm

---

## Bolt connection terminal block - RT 3-PE - 3049411

### Accessories

DIN rail - NS 35/15 UNPERF 2000MM - 1201714



DIN rail, material: Steel, unperforated, height 15 mm, width 35 mm, length: 2 m

---

DIN rail - NS 35/15 WH PERF 2000MM - 0806602



DIN rail 35 mm (NS 35)

---

DIN rail - NS 35/15 WH UNPERF 2000MM - 1204135



DIN rail 35 mm (NS 35)

---

DIN rail, unperforated - NS 35/15 AL UNPERF 2000MM - 1201756



DIN rail, deep drawn, high profile, unperforated, 1.5 mm thick, material: aluminum, height 15 mm, width 35 mm, length 2000 mm

---

DIN rail - NS 35/15 ZN PERF 2000MM - 1206599



DIN rail, material: Galvanized, perforated, height 15 mm, width 35 mm, length: 2 m

---

DIN rail - NS 35/15 ZN UNPERF 2000MM - 1206586



DIN rail, material: Galvanized, unperforated, height 15 mm, width 35 mm, length: 2 m

## Bolt connection terminal block - RT 3-PE - 3049411

### Accessories

---

DIN rail - NS 35/15 CU UNPERF 2000MM - 1201895



DIN rail, material: Copper, unperforated, 1.5 mm thick, height 15 mm, width 35 mm, length: 2 m

---

End cap - NS 35/15 CAP - 1206573



DIN rail end piece, for DIN rail NS 35/15

---

DIN rail - NS 35/15-2,3 UNPERF 2000MM - 1201798



DIN rail, material: Steel, unperforated, 2.3 mm thick, height 15 mm, width 35 mm, length: 2 m

---

### Bridges

Plug-in bridge - FBS 2-6 - 3030336



Plug-in bridge, Number of positions: 2, Color: red

---

Plug-in bridge - FBS 3-6 - 3030242



Plug-in bridge, Number of positions: 3, Color: red

---



## Bolt connection terminal block - RT 3-PE - 3049411

### Accessories

Plug-in bridge - FBS 4-6 - 3030255



Plug-in bridge, Number of positions: 4, Color: red

---

Plug-in bridge - FBS 5-6 - 3030349



Plug-in bridge, Number of positions: 5, Color: red

---

Plug-in bridge - FBS 10-6 - 3030271



Plug-in bridge, Number of positions: 10, Color: red

---

Plug-in bridge - FBS 20-6 - 3030365



Plug-in bridge, Number of positions: 20, Color: red

---

Plug-in bridge - FBS 50-6 - 3032224



Plug-in bridge, Number of positions: 50, Color: red

---

### Marking

## Bolt connection terminal block - RT 3-PE - 3049411

### Accessories

#### Zack marker strip - ZB 8:UNBEDRUCKT - 1052002



Zack marker strip, Strip, white, Unlabeled, Can be labeled with: Plotter, Mounting type: Snap into tall marker groove, For terminal block width: 8.2 mm, Lettering field: 10.5 x 8.15 mm

#### Zack marker strip - ZB 8 CUS - 0825011



Zack marker strip, Can be ordered: Strip, white, Labeled according to customer specifications, Mounting type: Snap into tall marker groove, For terminal block width: 8.2 mm, Lettering field: 10.5 x 8.15 mm

#### Marker for terminal blocks - UC-TM 8 - 0818072



Marker for terminal blocks, Sheet, white, Unlabeled, Can be labeled with: Bluemark, Plotter, Mounting type: Snap into tall marker groove, For terminal block width: 8.2 mm, Lettering field: 7.6 x 10.5 mm

#### Marker for terminal blocks - UC-TM 8 CUS - 0824597



Marker for terminal blocks, Can be ordered: By sheet, white, Labeled according to customer specifications, Mounting type: Snap into tall marker groove, For terminal block width: 8.2 mm, Lettering field: 7.6 x 10.5 mm

#### Marker for terminal blocks - UCT-TM 8 - 0828740



Marker for terminal blocks, Sheet, white, Unlabeled, Can be labeled with: Thermomark C, Bluemark, Mounting type: Snap into tall marker groove, For terminal block width: 8.2 mm, Lettering field: 7.6 x 10.5 mm

#### Marker for terminal blocks - UCT-TM 8 CUS - 0829616



Marker for terminal blocks, Can be ordered: By sheet, white, Labeled according to customer specifications, Mounting type: Snap into tall marker groove, For terminal block width: 8.2 mm, Lettering field: 7.6 x 10.5 mm

## Bolt connection terminal block - RT 3-PE - 3049411

### Accessories

---

#### Zack marker strip - ZB 12:UNPRINTED - 0812120



Zack marker strip, Strip, white, Unlabeled, Can be labeled with: Plotter, Mounting type: Snap into tall marker groove, For terminal block width: 12.2 mm, Lettering field: 12 x 10.5 mm

---

#### Zack marker strip - ZB 12 CUS - 0824942



Zack marker strip, Can be ordered: Strip, white, Labeled according to customer specifications, Mounting type: Snap into tall marker groove, For terminal block width: 12.2 mm, Lettering field: 10.5 x 12.15 mm

---

#### Marker for terminal blocks - UC-TM 12 - 0819194



Marker for terminal blocks, Sheet, white, Unlabeled, Can be labeled with: Bluemark, Plotter, Mounting type: Snap into tall marker groove, For terminal block width: 12 mm, Lettering field: 11.45 x 10.5 mm

---

#### Marker for terminal blocks - UC-TM 12 CUS - 0824613



Marker for terminal blocks, Can be ordered: By sheet, white, Labeled according to customer specifications, Mounting type: Snap into tall marker groove, For terminal block width: 12 mm, Lettering field: 11.45 x 10.5 mm

---

#### Marker for terminal blocks - UCT-TM 12 - 0829144



Marker for terminal blocks, Sheet, white, Unlabeled, Can be labeled with: Thermomark C, Bluemark, Mounting type: Snap into tall marker groove, For terminal block width: 12 mm, Lettering field: 10.8 x 9.6 mm

---

## Bolt connection terminal block - RT 3-PE - 3049411

### Accessories

Marker for terminal blocks - UCT-TM 12 CUS - 0829630



Marker for terminal blocks, Can be ordered: By sheet, white, Labeled according to customer specifications, Mounting type: Snap into tall marker groove, For terminal block width: 12 mm, Lettering field: 10.8 x 9.6 mm

---

### Plug/Adapter

Test adapter - PS-6 - 3030996



Test adapter, Color: red

---

Test adapter - PAI-4-N GY - 3032871



Test adapter, Color: gray

---

Test plugs - MPS-MT - 0201744



Test plugs

---

Insulating sleeve - MPS-IH WH - 0201663



Insulating sleeve, Color: white

## Bolt connection terminal block - RT 3-PE - 3049411

### Accessories

Insulating sleeve - MPS-IH RD - 0201676



Insulating sleeve, Color: red

---

Insulating sleeve - MPS-IH BU - 0201689



Insulating sleeve, Color: blue

---

Insulating sleeve - MPS-IH YE - 0201692



Insulating sleeve, Color: yellow

---

Insulating sleeve - MPS-IH GN - 0201702



Insulating sleeve, Color: green

---

Insulating sleeve - MPS-IH GY - 0201728



Insulating sleeve, Color: gray

---

Insulating sleeve - MPS-IH BK - 0201731



Insulating sleeve, Color: black

## Bolt connection terminal block - RT 3-PE - 3049411

### Accessories

---

#### Tools

Screwdriver - SZS 0,6X3,5 - 1205053



Actuation tool, for ST terminal blocks, insulated, also suitable for use as a bladed screwdriver, size: 0.6 x 3.5 x 100 mm, 2-component grip, with non-slip grip

---

Path extension - BE-RT 3/5 - 3049819



Path extension, Color: gray

---

### Drawings

Circuit diagram



---

© Phoenix Contact 2012 - all rights reserved  
<http://www.phoenixcontact.com>