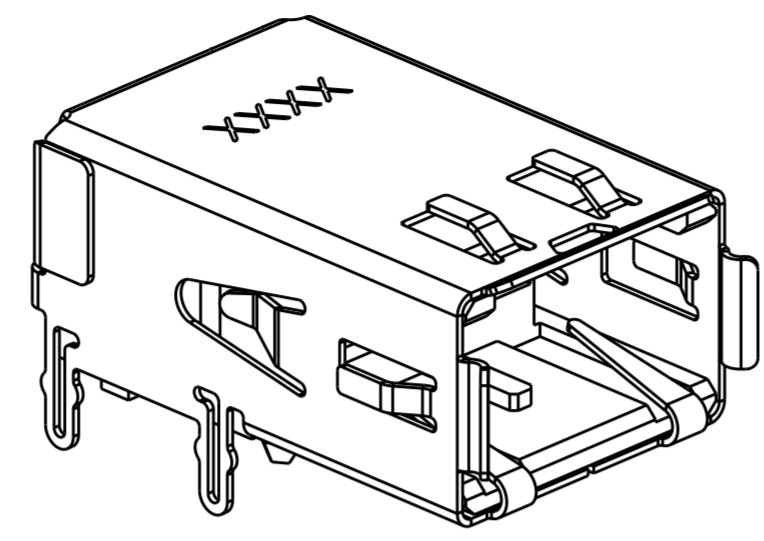
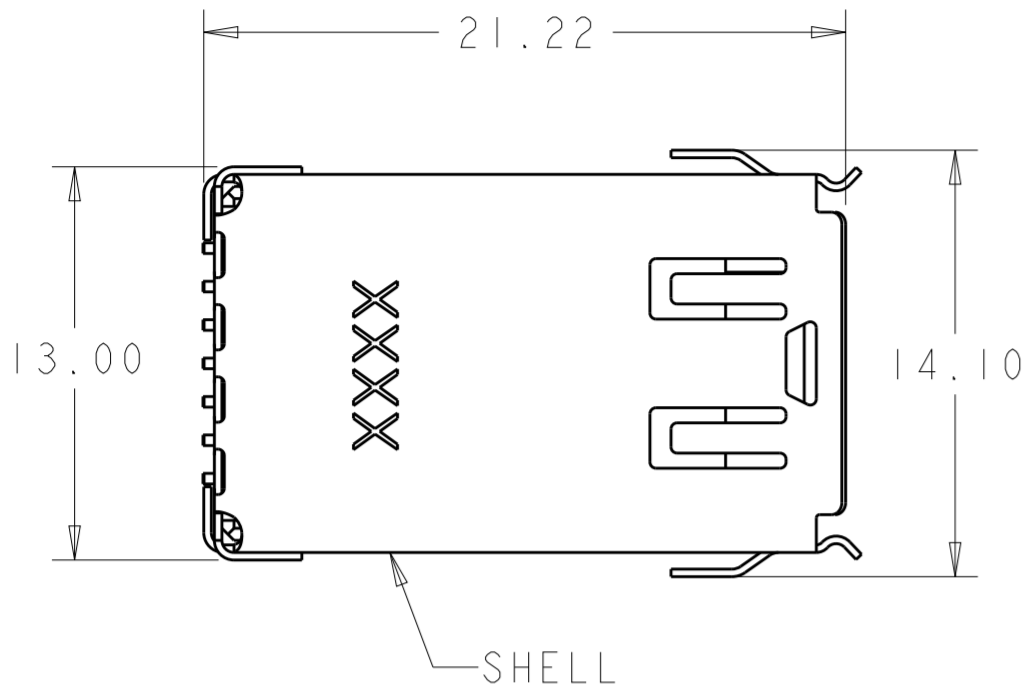
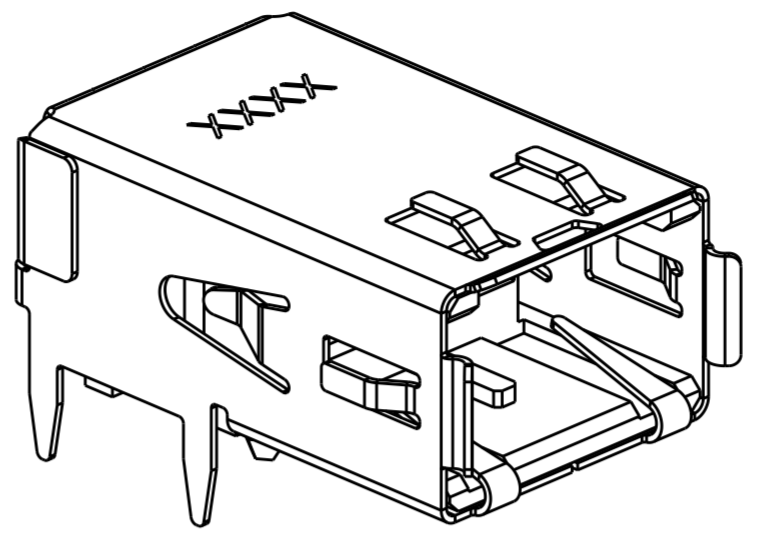


THIS DRAWING IS UNPUBLISHED. RELEASED FOR PUBLICATION 20
 © COPYRIGHT 20 BY TYCO ELECTRONICS CORPORATION. ALL RIGHTS RESERVED.

LOC	DIST	REVISIONS					
GP	00	P	LTR	DESCRIPTION	DATE	DWN	APVD
		01		REVISED PER EC 0S13-0253-05	18APR06	JG	JG
		A		REVISED PER ECO-06-007876	07DEC06	JDP	SAS
		AI		REVISED PER ECO-06-029973	22DEC2006	CJV	SAS
		B		REVISED PER ECO-18-002756	27FEB2019	TX	SH

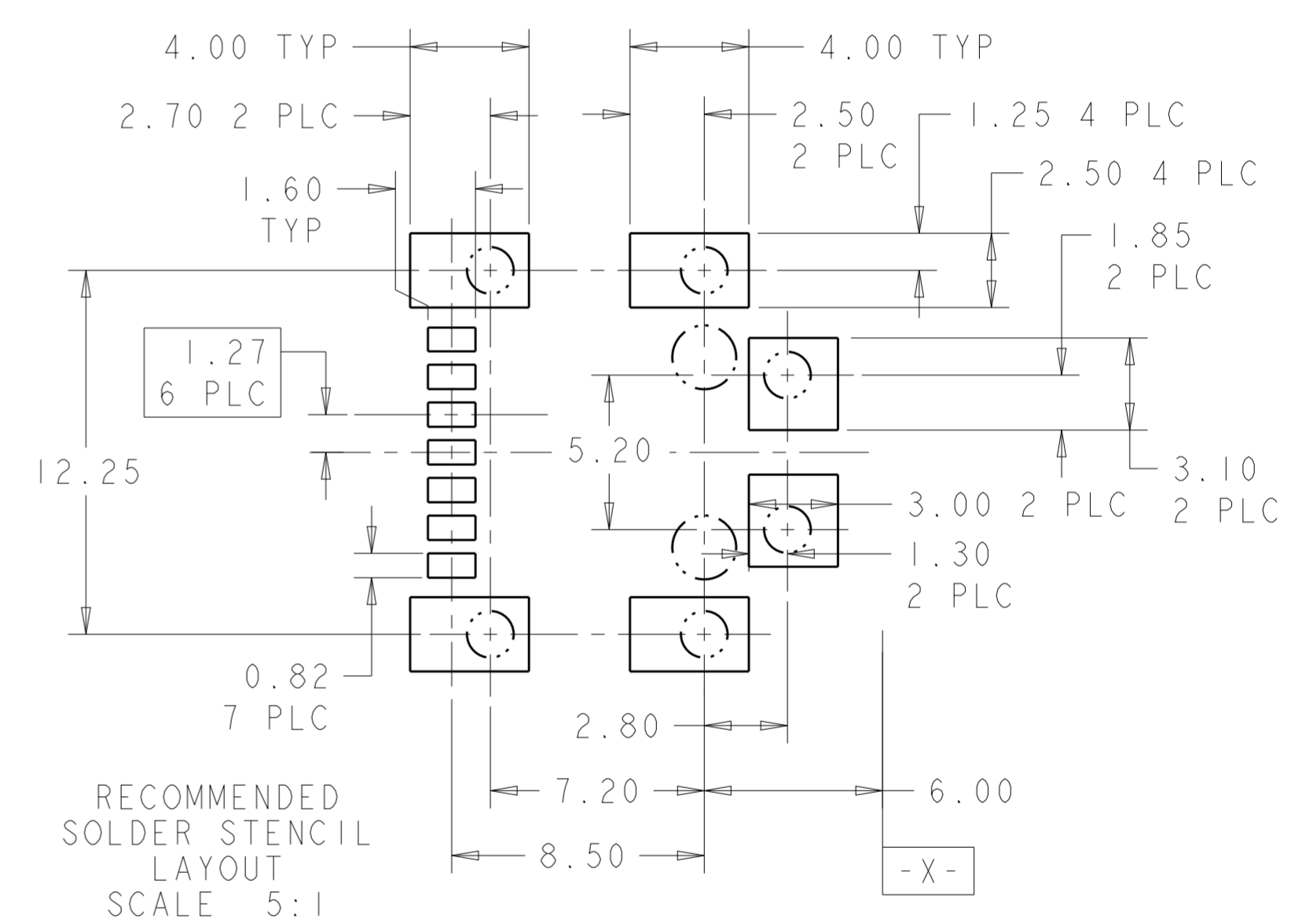
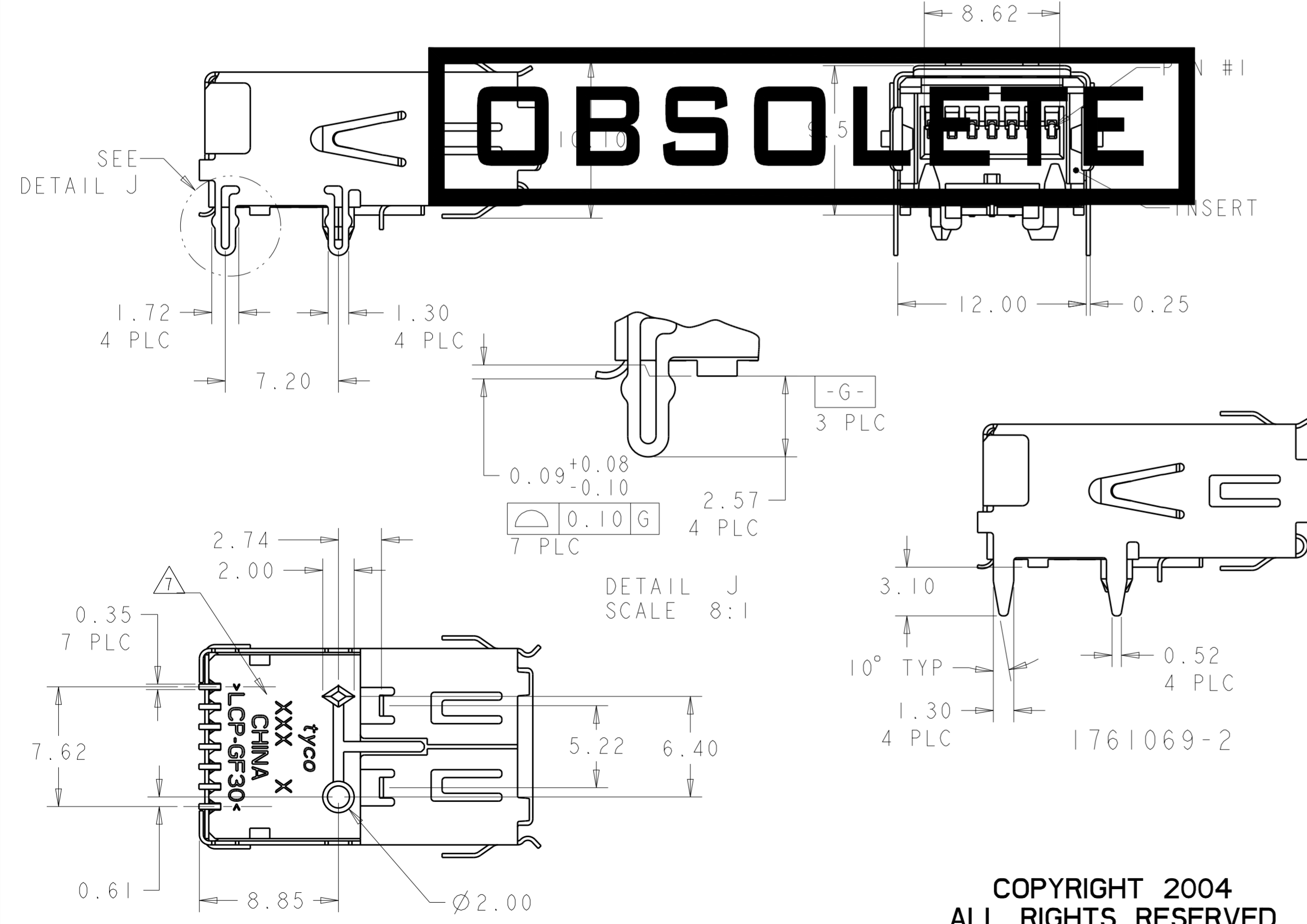


1761069-1
SOLDER TAIL WITH BOARDLOCK



1761069-2
SOLDER TAIL

- 1 INSERT: LCP, UL 94V-0 RATED.
CONTACTS: COPPER ALLOY
SHELL: PHOSPHOR BRONZE.
- 2 CONTACTS: 1.27µm MINIMUM GOLD OVER
3.81µm MINIMUM NICKEL ON MATING END.
3.81µm MINIMUM MATTE TIN OVER
1.27µm MINIMUM NICKEL ON SOLDER TAILS.
SHELL: 3µm MINIMUM TIN OVER
1.27µm MINIMUM NICKEL.
- 3 DATUM AND BASIC DIMENSION ESTABLISHED BY CUSTOMER.
- 4 LOCATION OF STANDOFF CONTACTING THE BOARD.
- 5 PACKAGED IN TRAY.
- 6 PACKAGED TAPE AND REEL.
- 7 TYCO LOGO, COUNTRY OF ORIGIN, MATERIAL CODE, BUILDING NUMBER AND MOLD CAVITY ID ARE FROSTED ON THIS SURFACE.



RECOMMENDED
SOLDER STENCIL
LAYOUT
SCALE 5:1

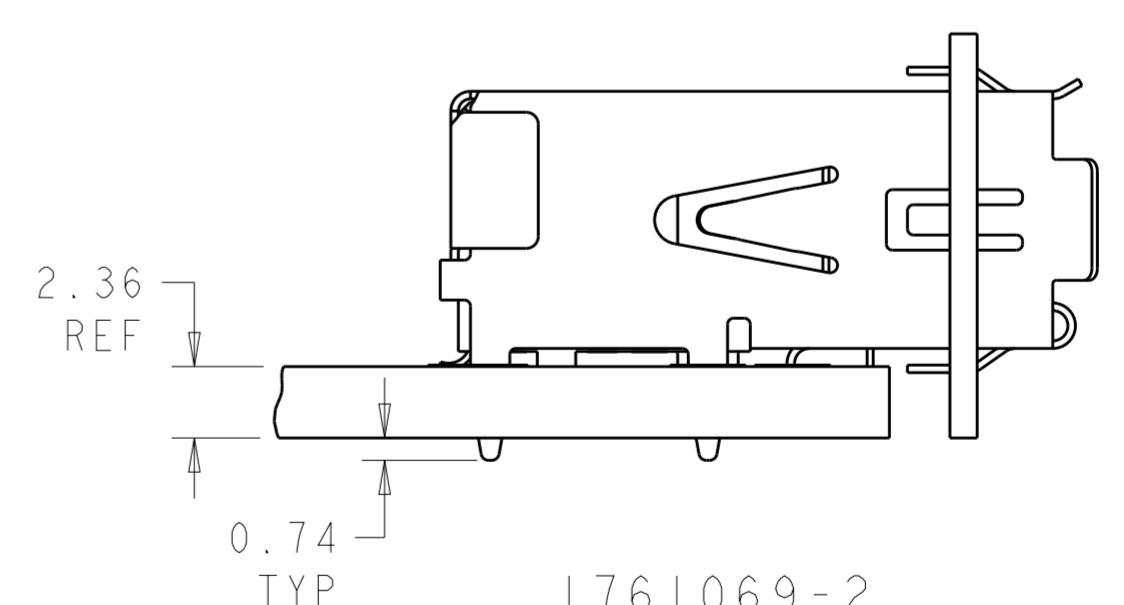
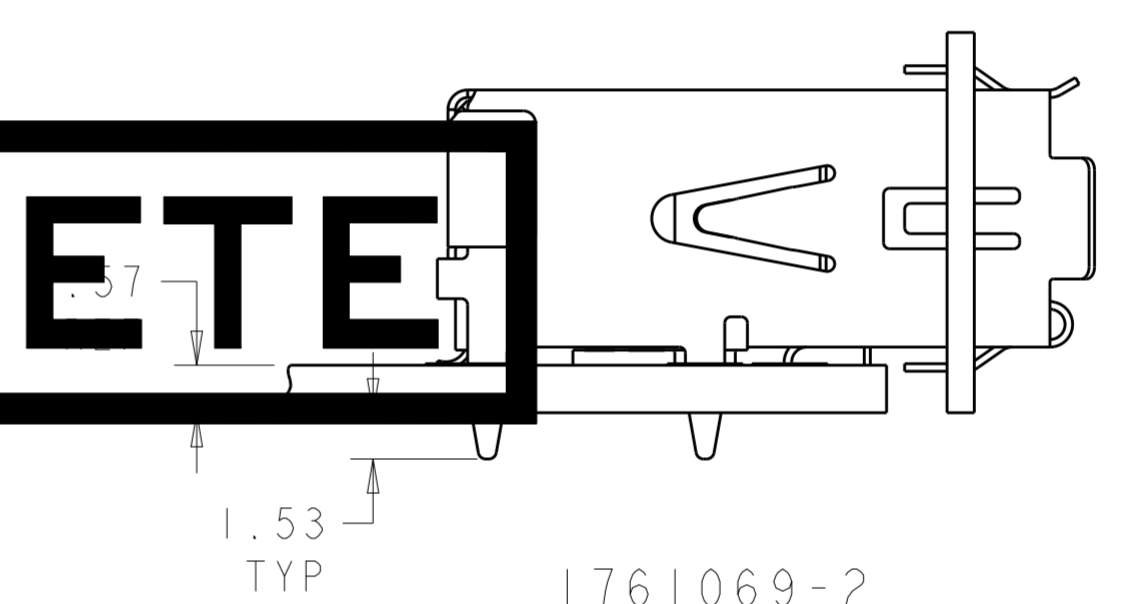
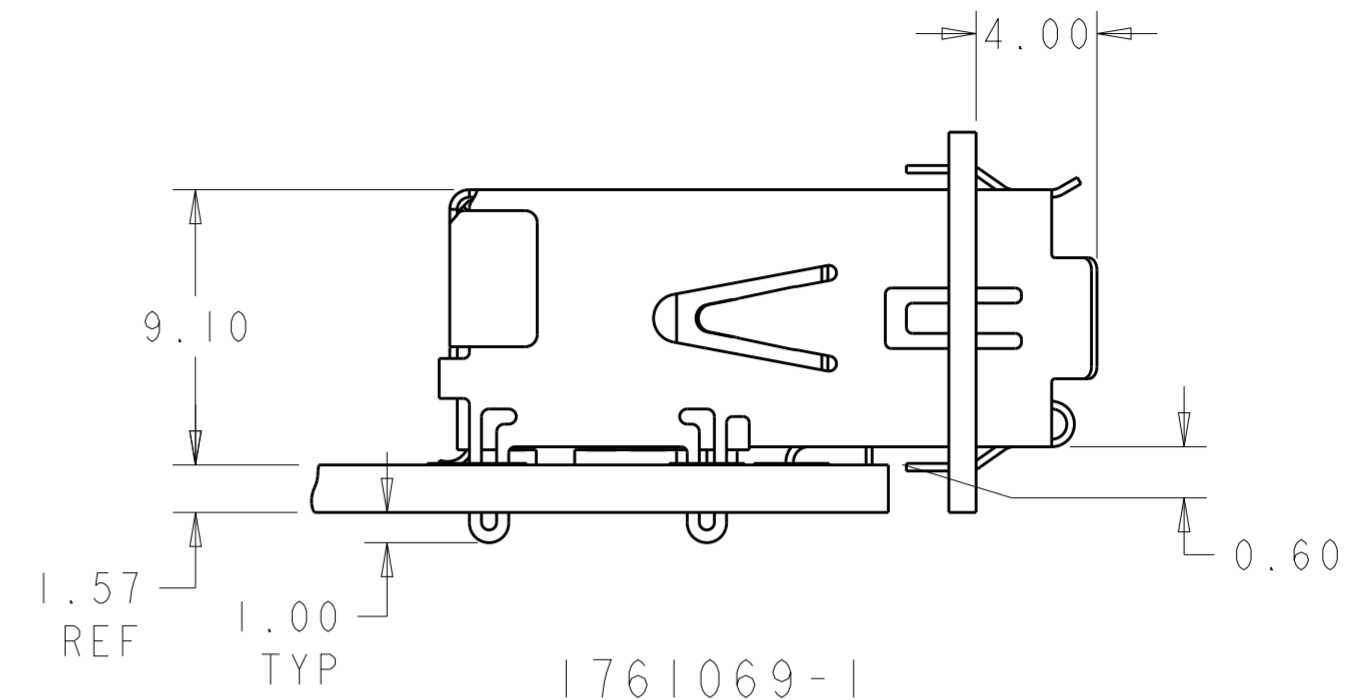
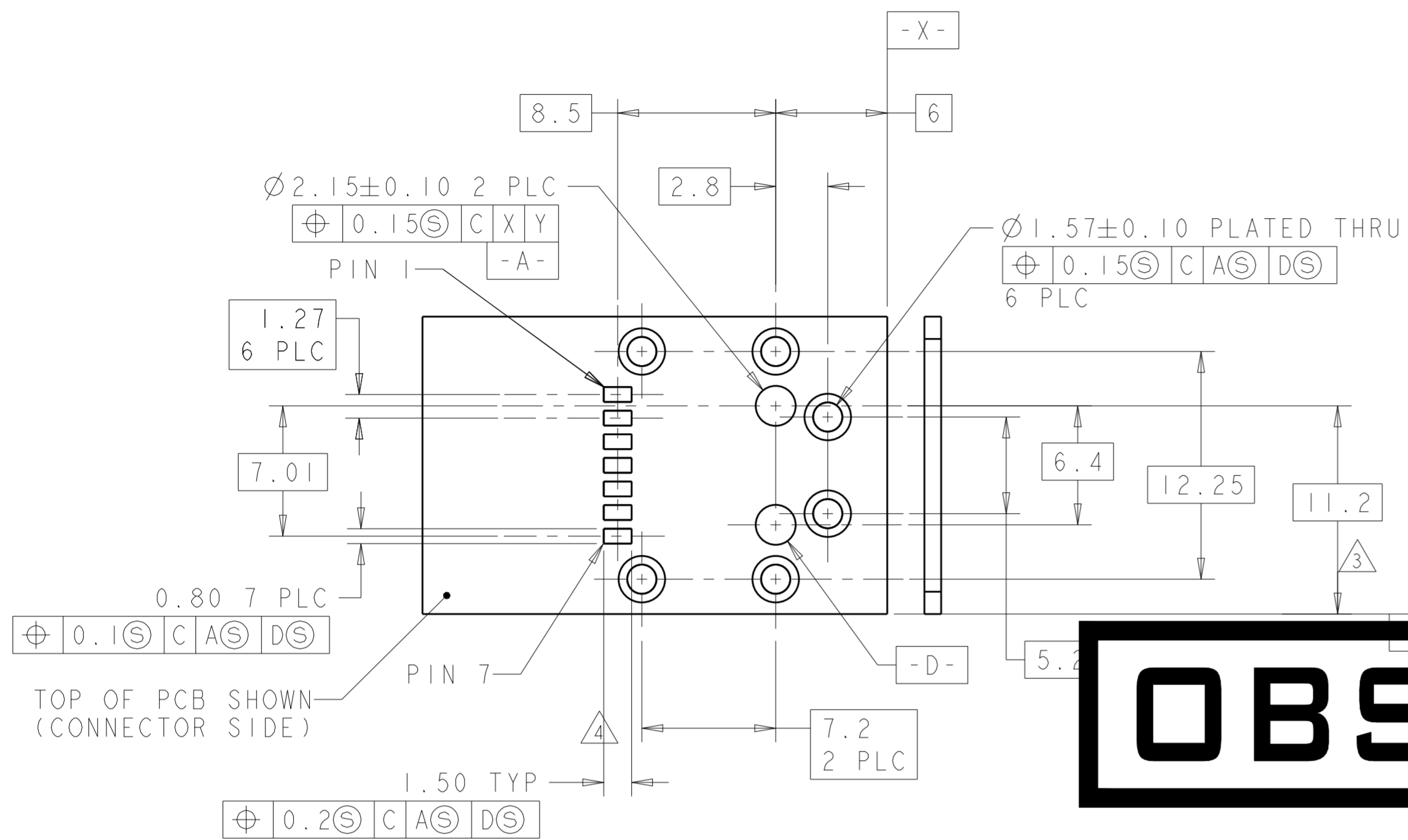
OBSOLETE	6	SAME AS 1761069-1	1761069-4
OBSOLETE	5	SAME AS 1761069-2	1761069-3
OBSOLETE	6	SOLDER TAIL	1761069-2
OBSOLETE	5	SOLDER TAIL WITH BOARDLOCK	1761069-1
PACKAGING		DESCRIPTION	PART NUMBER

**COPYRIGHT 2004
ALL RIGHTS RESERVED
TYCO ELECTRONICS CORP**

THIS DRAWING IS A CONTROLLED DOCUMENT FOR TYCO ELECTRONICS CORPORATION. IT IS SUBJECT TO CHANGE AND THE CONTROLLING ENGINEERING ORGANIZATION SHOULD BE CONTACTED FOR THE LATEST REVISION.		DWN J. GERACE 23APR04	Tyco Electronics Harrisburg, PA 17105-3608	
DIMENSIONS: mm		CHK C. ROHDE 23APR04	NAME RECEPTACLE ASSEMBLY, INFINIBAND, SURFACE MOUNT, SINGLE ROW, HSSDC2	
TOLERANCES UNLESS OTHERWISE SPECIFIED: 0 PLC ± 1 PLC ± 2 PLC ±0.13 3 PLC ± 4 PLC ± ANGLES ±3° FINISH		APVD M. WALMSLEY 23APR04	SIZE A2	
MATERIAL		PRODUCT SPEC 108-1965	CAGE CODE 00779	DRAWING NO G-1761069
		APPLICATION SPEC 114-13028	RESTRICTED TO	
		WEIGHT 2.71	SCALE 4:1	SHEET 1 OF 3
		CUSTOMER DRAWING		REV B

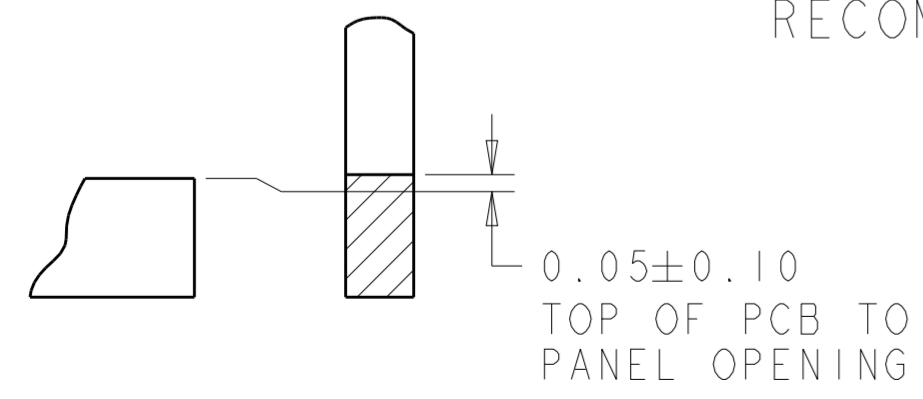
THIS DRAWING IS UNPUBLISHED. RELEASED FOR PUBLICATION 20
 © COPYRIGHT 20 BY TYCO ELECTRONICS CORPORATION. ALL RIGHTS RESERVED.

LOC	DIST	REVISIONS					
GP	00	P	LTR	DESCRIPTION	DATE	DWN	APVD
		-		SHEET 1			



OBSELETE

RECOMMENDED PCB AND PANEL LAYOUT
 CONNECTOR SIDE SHOWN

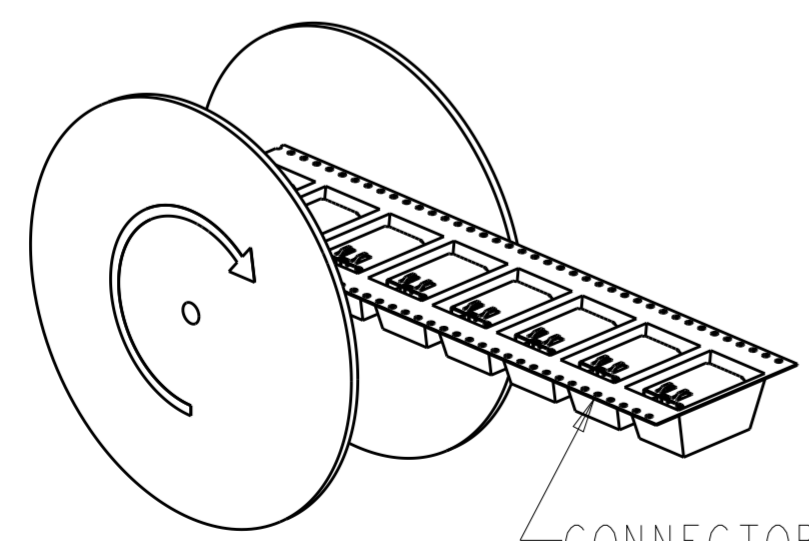
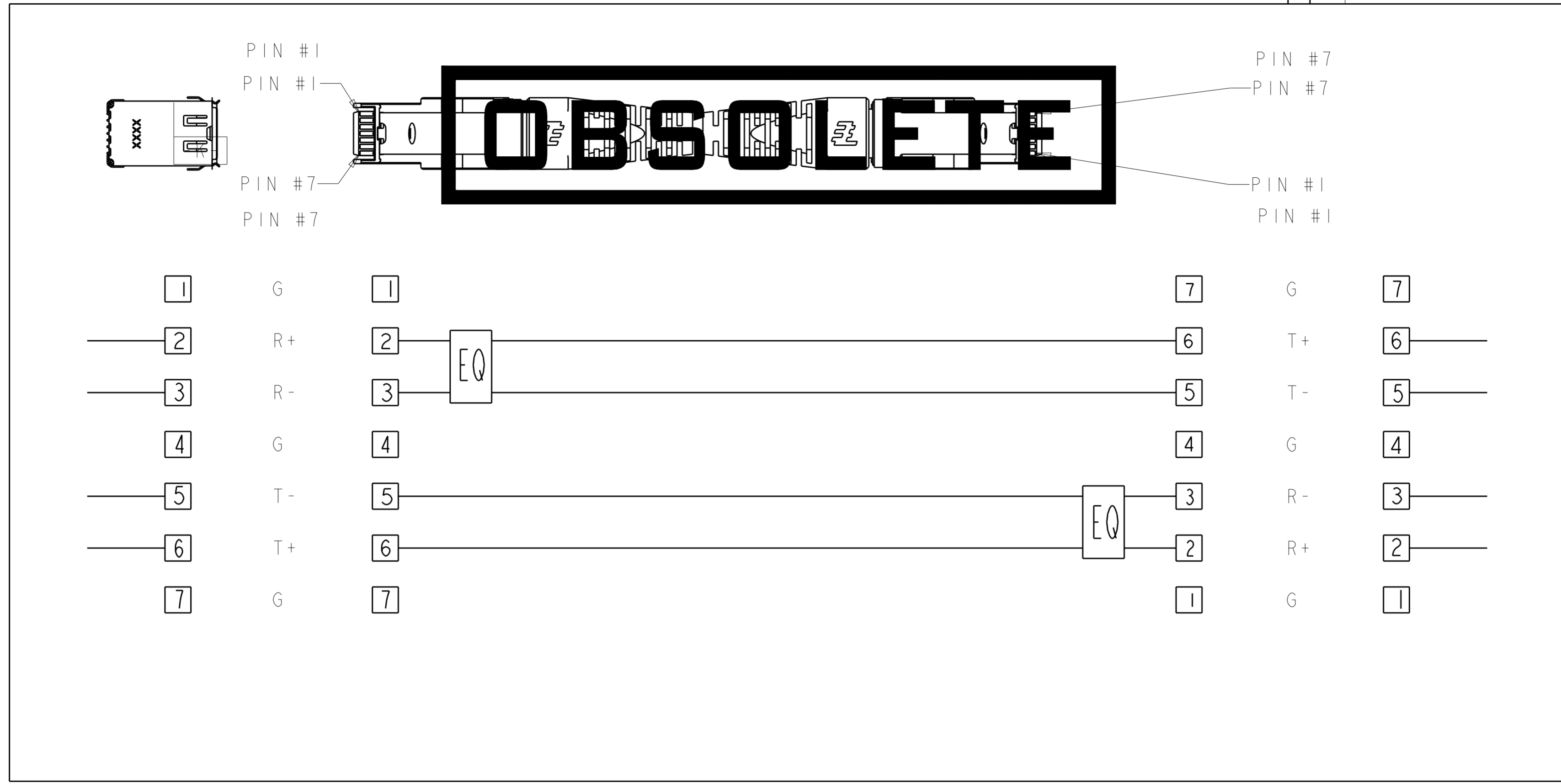


**COPYRIGHT 2004
 ALL RIGHTS RESERVED
 TYCO ELECTRONICS CORP**

THIS DRAWING IS A CONTROLLED DOCUMENT FOR TYCO ELECTRONICS CORPORATION. IT IS SUBJECT TO CHANGE AND THE CONTROLLING ENGINEERING ORGANIZATION SHOULD BE CONTACTED FOR THE LATEST REVISION.		DWN J. GERACE 23APR04	Tyco Electronics Harrisburg, PA 17105-3608	
DIMENSIONS: mm		CHK C. ROHDE 23APR04	NAME RECEPTACLE ASSEMBLY, INFINIBAND, SURFACE MOUNT, SINGLE ROW, HSSDC2	
TOLERANCES UNLESS OTHERWISE SPECIFIED: 0 PLC ± 1 PLC ± 2 PLC ±0.13 3 PLC ± 4 PLC ± ANGLES ±3° FINISH		APVD M. WALMSLEY 23APR04	PRODUCT SPEC 108-1965	
MATERIAL		APPLICATION SPEC 114-13028	SIZE A2	RESTRICTED TO
		WEIGHT	CAGE CODE 00779	DRAWING NO 1761069
		CUSTOMER DRAWING	SCALE 4:1	SHEET 2 OF 3
			REV B	

THIS DRAWING IS UNPUBLISHED. RELEASED FOR PUBLICATION 20
 © COPYRIGHT 20 BY TYCO ELECTRONICS CORPORATION. ALL RIGHTS RESERVED.

LOC	DIST	REVISIONS					
GP	00	P	LTR	DESCRIPTION	DATE	DWN	APVD
		-		SEE SHEET 1			



CONNECTOR MATING END THIS SIDE

TAPE AND REEL PACKAGING ORIENTATION SCALE: NTS

PIN ASSIGNMENTS REFERENCE ONLY SCALE: NTS

COPYRIGHT 2004 ALL RIGHTS RESERVED TYCO ELECTRONICS CORP

<small>THIS DRAWING IS A CONTROLLED DOCUMENT FOR TYCO ELECTRONICS CORPORATION. IT IS SUBJECT TO CHANGE AND THE CONTROLLING ENGINEERING ORGANIZATION SHOULD BE CONTACTED FOR THE LATEST REVISION.</small>		DWN J. GERACE 23APR04 CHK C. ROHDE 23APR04 APVD M. WALMSLEY 23APR04	tyco Electronics Tyco Electronics Harrisburg, PA 17105-3608
DIMENSIONS: mm 	TOLERANCES UNLESS OTHERWISE SPECIFIED: 0 PLC ± 1 PLC ± 2 PLC ±0.13 3 PLC ± 4 PLC ± ANGLES ± FINISH	PRODUCT SPEC 108-1965 APPLICATION SPEC 114-13028 WEIGHT -	NAME RECEPTACLE ASSEMBLY, INFINIBAND, SURFACE MOUNT, SINGLE ROW, HSSDC2 SIZE A2 CAGE CODE 00779 DRAWING NO. C-1761069 RESTRICTED TO
MATERIAL -		CUSTOMER DRAWING	SCALE 4:1 SHEET 3 OF 3 REV B