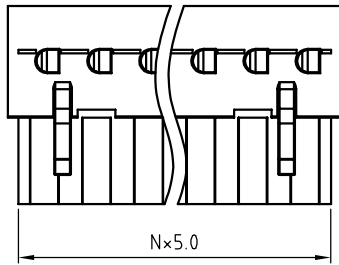


SIGN	DATE	DESCRIPTION	APPROVER
		<i>THIS IS CAD DRAWING, DO NOT REVISE MANUALLY!!!</i>	



N=Number of poles

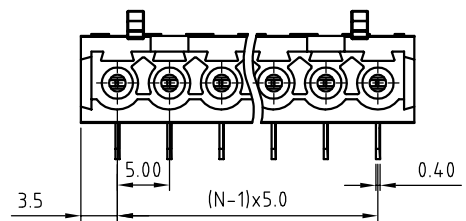
Material

- Wire guard: PhBz(CuSn)
- Surface of solder fail: Tin plated
- Insulator (housing): Thermoplastic (UL94V-0)

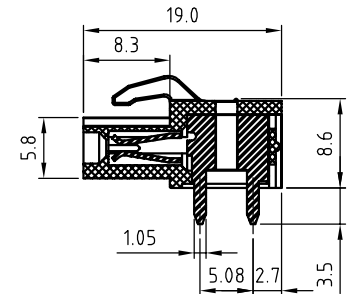
Electrical

- Voltage rating: 300VAC
- Current rating: 10A
- Withstanding Voltage: 1.6kv
- Operating temperature: -30°C to +105°C
- Soldering temperature: 250°C±10°C/5 Sec

RoHS Compliant



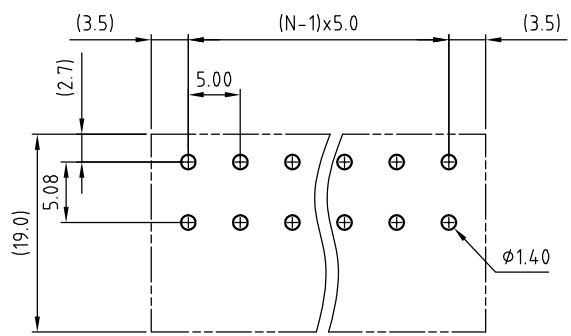
P.C.B LAYOUT



PART NUMBER:

OSTV7XX7151

No. of Poles	COLOR
02 2 Pole	0: Black
03 3 Pole	5: Green (Standard)
...	6: Blue
24 24 Pole	8: Light Grey



THESE DRAWINGS AND SPECIFICATIONS ARE THE PROPERTY OF ON-SHORE TECHNOLOGY, INC. AND SHALL NOT BE REPRODUCED, COPIED OR USED IN ANY MANNER WITHOUT THE PRIOR WRITTEN CONSENT OF ON-SHORE TECHNOLOGY, INC.



TITLE		OSTV7 5.0mm Series 90° Right angle 2p-24p			
PART NO.	OSTV7XX7151	DWG NO.	OSTV7XX7151.DWG		
APPROVED	CHECKED	DESIGNED	DRAWN	CUST NO.	Tolerance
Shi Jun 2006.11.10	Shi Jun 2006.11.10	Tason 2006.03.04	Tason 2006.04.04		X. ±0.5 X.X ±0.3 X.XX ±0.1 X° ±1°
				SHEET: 01/01	UNIT: mm SCALE: 0.2500 REV: B