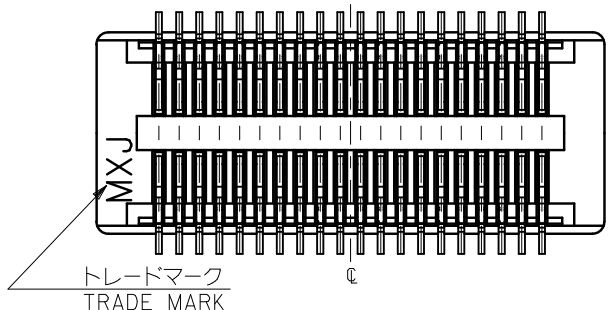


参考基板レイアウト (マウント面)
P.C.BOARD PATTERN
DIMENSION. (REF.)
(MOUNTING AREA)

30極以下品形状
SHAPE OF 30 CIRCUITS OR LESS

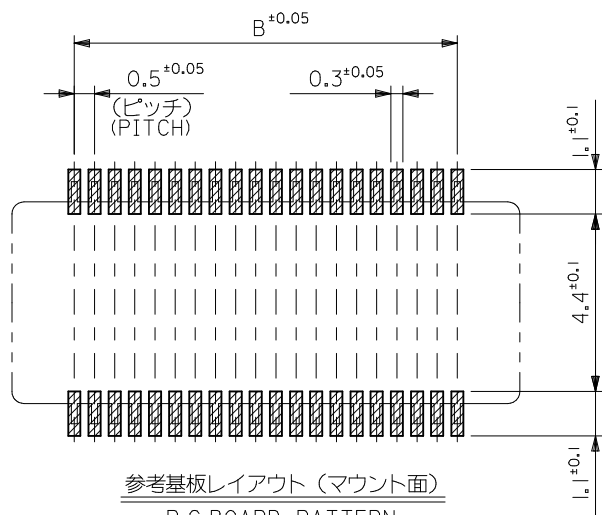
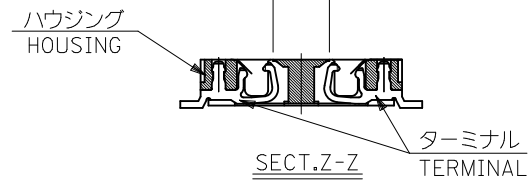
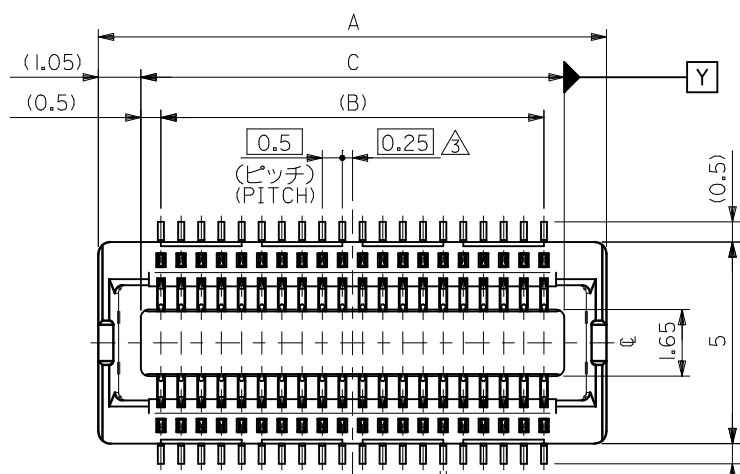


- 注記 NOTES:
1. 使用材料 MATERIAL
ハウジング: 液晶ポリマー ガラス充填, UL94V-0 (黒)
HOUSING: LIQUID CRYSTAL POLYMER (GLASS FILLED)
UL94V-0, (COLOR: BLACK)
ターミナル: リン青銅 (t=0.15)
TERMINAL: PHOSPHOR BRONZE (t=0.15)
 2. メッキ仕様 PLATING
金メッキ 0.25 MICROMETER MINIMUM (コンタクト部)
GOLD 0.25 MICROMETER MINIMUM. (CONTACT AREA)
金メッキ 0.4 MICROMETER MAXIMUM (テール部)
GOLD 0.4 MICROMETER MAXIMUM. (TAIL AREA)
下地メッキ: ニッケルメッキ 1.5 MICROMETER MINIMUM
UNDER PLATING: NICKEL 1.5 MICROMETER MINIMUM

- △ (全極数/2) = 偶数の場合に適用。
APPLY FOR (CIRCUIT/2) = EVEN.
4 嵌合相手: 55560 シリーズ, 53794 シリーズ
MATE WITH: 55560 SERIES, 53794 SERIES.
5 テール平坦度は 0.1 MAXIMUM.
TAIL COPLANARITY TO BE 0.1 MAXIMUM.

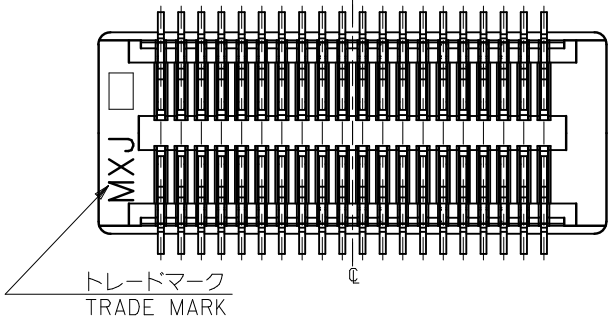
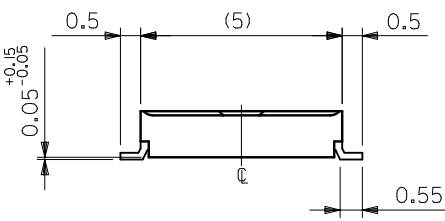
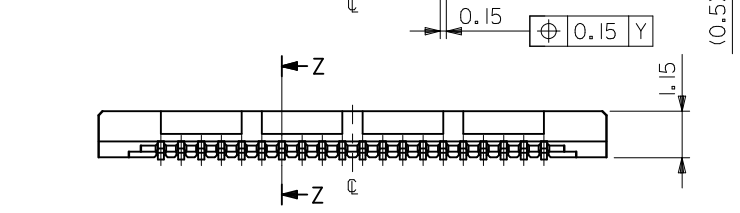
8.0	7.0	10.1	54722-0301	30
6.5	5.5	8.6	54722-0241	24
6.0	5.0	8.1	54722-0221	22
5.5	4.5	7.6	54722-0201	20
4.5	3.5	6.6	54722-0161	16
C	B	A	MATERIAL. NO	極数 CIRCUIT

REVISED EC NO: J2010-1532 DRWK: YAMANE 2010/02/01 CHKD: SARUYAMA 2010/02/01 APPR: MASASO 2010/02/01	GENERAL TOLERANCES (UNLESS SPECIFIED)		DIMENSION STYLE MM ONLY		SCALE ---	DESIGN UNITS METRIC	THIRD ANGLE PROJECTION	
	10 UNDER	±0.20	DRAWN BY S. AIHARA	DATE 2000/10/05	TITLE 0.5 B-TO-B CONN REC HOUSING ASSY (HGT=1.5) (SHEET 1 OF 2)			
	10 OVER 30 UNDER	±0.25	CHECKED BY T. ITO	DATE 2000/10/05	MOLEX INCORPORATED			
	30 OVER	±0.3	APPROVED BY M. FUKUSHIMA	DATE 2000/10/05	DOCUMENT NO. SD-54722-007	SHEET NO. 1 OF 2		
	ANGULAR ±3 °	DRAFT WHERE APPLICABLE MUST REMAIN WITHIN DIMENSIONS		SEE CHART				
		THIS DRAWING CONTAINS INFORMATION THAT IS PROPRIETARY TO MOLEX INCORPORATED AND SHOULD NOT BE USED WITHOUT WRITTEN PERMISSION						



参考基板レイアウト (マウント面)
P.C.BOARD PATTERN
DIMENSION. (REF.)
(MOUNTING AREA)

34極以上品形状
SHAPE OF 34CIRCUITS OR MORE



注記 NOTES:

1. 使用材料 MATERIAL
 ハウジング: 液晶ポリマー ガラス充填, UL94V-0 (黒)
 HOUSING: LIQUID CRYSTAL POLYMER (GLASS FILLED)
 UL94V-0, (COLOR: BLACK)
 ターミナル: リン青銅 (t=0.15)
 TERMINAL: PHOSPHOR BRONZE (t=0.15)
2. メッキ仕様 PLATING
 金メッキ 0.25 MICROMETER MINIMUM (コンタクト部)
 GOLD 0.25 MICROMETER MINIMUM. (CONTACT AREA)
 金メッキ 0.4 MICROMETER MAXIMUM (テール部)
 GOLD 0.4 MICROMETER MAXIMUM. (TAIL AREA)
 下地メッキ: ニッケルメッキ 1.5 MICROMETER MINIMUM
 UNDER PLATING : NICKEL 1.5 MICROMETER MINIMUM

- △ (全極数/2) = 偶数の場合に適用。
 APPLY FOR (CIRCUIT/2) = EVEN.
 4 嵌合相手: 55560 シリーズ, 53794 シリーズ
 MATE WITH : 55560 SERIES, 53794 SERIES.
 5 テール平坦度は 0.1 MAXIMUM.
 TAIL COPLANARITY TO BE 0.1 MAXIMUM.

20.5	19.5	22.6	54722-0801	80
15.5	14.5	17.6	54722-0601	60
13.0	12.0	15.1	54722-0501	50
10.5	9.5	12.6	54722-0401	40
9.0	8.0	11.1	54722-0341	34
C	B	A	MATERIAL. NO	極数 CIRCUIT

MODEL NO. 54722-***1

SEE SHEET 1 OF 2 EC NO: J2010-1532 DRW: KYAMANE 2010/02/01 CHKD: SHARUYAMA 2010/02/01 APPR: MASASAO 2010/02/01	GENERAL TOLERANCES (UNLESS SPECIFIED)		DIMENSION STYLE MM ONLY		SCALE ---	DESIGN UNITS METRIC	THIRD ANGLE PROJECTION
	10 UNDER	±0.20	DRAWN BY S. AIHARA	DATE 2001/02/13	TITLE 0.5 B-TO-B CONN REC HOUSING ASSY (HGT=1.5) (SHEET 2 OF 2)		
	10 OVER 30 UNDER	±0.25	CHECKED BY T. ITO	DATE 2001/02/13	MOLEX INCORPORATED		
	30 OVER	±0.3	APPROVED BY M. FUKUSHIMA	DATE 2001/02/13	DOCUMENT NO. SD-54722-007	SHEET NO. 2 OF 2	
	ANGULAR ±3 °	SEE CHART		THIS DRAWING CONTAINS INFORMATION THAT IS PROPRIETARY TO MOLEX INCORPORATED AND SHOULD NOT BE USED WITHOUT WRITTEN PERMISSION			
	DRAFT WHERE APPLICABLE MUST REMAIN WITHIN DIMENSIONS						