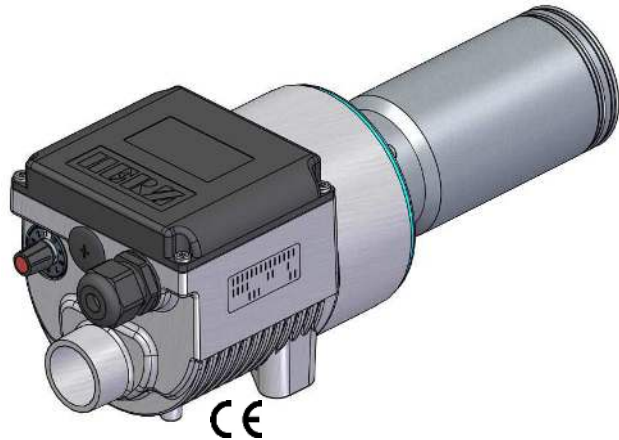


Air heater type L62 to 9,0 KW



- Function:** Air heater with external air supply by means of fan or compressed air.
CAUTION !!! Device is not pressure-resistant !!!
- Configuration:** Default: Temperature control with potentiometer (1 – 9)
 - alternatively with external potentiometer (cable length 5 meter) or
 - external control by control unit or SPS (cable length per meter)
 Device is equipped with a reliable heating element protection. The integrated device protection turns off the device when tripped, the fault must be with a "reset" reset again.
- Features:** Special designs with internal thermocouple (cable length 1 or 5 meter)
 - for devices with electronic equipment max. supply air temperature 50°C/122°F
 - the unit is available without electronics (without heating element and device protection)
 - for devices without electronic equipment max. supply air temperature 80°C/176°F
 (Special design up to max. 100°C/212°F)
- Power:** 4,3 KW - 9,0 KW
Voltages: 230 VAC, 400-480 VAC (2Ph), 400-480 VAC

Technical Data:

Item number / Basic versions	Potentiometer	5102156	5102169	5102183	on request	5102161	5102171	5202092	5102175	5102084
	external control	5102157	5102165	5102176	on request	5102162	5113725	5202090	5102178	5700067
	without electronic	5102160	5102173	5109138*	5102155	5102164	5102177	5202091	5102168	on request
Voltage	VAC	230	400 - 480 (2Ph)	400 – 440 (2Ph) (480 (2Ph))*	230 (3PH)		400 - 480			
Frequency	Hz	50 / 60								
Power	KW	4,4	5,8 - 8,4	8,6 – 10,5 (12,4)*	6,6	8,1	4,4 - 6,3	6,1 – 9,0	7,6 – 11,0	9,0 – 13,0
Current	A	19,1	14,5 - 17,5	21,6 – 23,9 (25,8)*	16,6	20,3	6,3 - 7,6	8,8 – 10,8	11,0 – 13,2	13,9 – 15,6
Max. temperature	°C/°F	700/1292								
Min. air volume	l/min	300	520	600	620	740	450	580	710	680
Weight	kg	2,9								
Air intake	Ø mm	38								
Air outlet	Ø mm	55								
Heater tube	Ø mm	62 / 74								
Dimensions	mm (L x W x H)	360 x 123 x 124								
Conformity mark										
Protection class I										

Air heater type L62 to 9,0 KW

Product description:	Connection scheme:
<ol style="list-style-type: none"> 1. Cable fitting mains supply 2. Cable fitting control cable for external control 3. Potentiometer 0-9 (no Potentiometer for devices without electronic and external control) 4. Mounting on bottom of housing M 8 (screw depth 16 mm) 5. Heating element pipe (type L= 62mm; type XL = 92 mm) 6. Cover 7. Data plate 8. Air intake Ø 38mm 	<ol style="list-style-type: none"> 1. L1, N or L1, L2 or L1, L2, L3 Main connection according to data plate 2. ⊕ earth 3. 1 – 3 potential-free changeover contact (230VAC, 1A) <ul style="list-style-type: none"> - 2 → 1 = close - 2 → 3 = open 4. +/- external control signal from for example SPS or Controller (PWM 12 – 24VDC max. 5,0Hz) <p>NOTE: In the execution of 400-440VAC (2Ph), only the terminals L1, L2 and PE(protective earth) occupied. The L3 terminal is blocked by a jumper. For devices without electronics, the terminals + / - and 1/2/3 not available!</p>

NOTE:

After activation of the heating element and / or equipment protection is indicated on the devices with electronics has a relay contact this disorder. The built-in relay, will give the following model with the terminals 1-3 (3), a potential-free changeover contact. This signal can only be a "reset" back off, that is, the device must be energized.

Measures in case the heating element and protection:

Unit from the mains, after 3 seconds automatically reset the electronics. Check the air supply (air flow, pressure, fan filter). Restore power supply.

Air heater type L62 to 9,0 KW

Available versions:

Item No.	Description
5102156	Air heater type L62 230 VAC 4,4 KW with potentiometer
5102157	Air heater type L62 230 VAC 4,4 KW externally controllable (PWM 12-24 VDC, 1 Hz)
5102160	Air heater type L62 230 VAC 4,4 KW without electronic
5102169	Air heater type L62 400-480 VAC 2Ph 5,8-8,4 KW with potentiometer
5102165	Air heater type L62 400-480 VAC 2Ph 5,8-8,4 KW externally controllable (PWM 12-24 VDC, 1 Hz)
5102173	Air heater type L62 400-480 VAC 2Ph 5,8-8,4 KW without electronic
5102183	Air heater type L62 400-440 VAC 2Ph 8,6-10,5 KW with potentiometer
5102176	Air heater type L62 400-480 VAC 2Ph 8,6-10,5 KW externally controllable (PWM 12-24 VDC; 1 Hz)
5109138	Air heater type L62 400-480 VAC 2Ph 8,6-12,4 KW without electronic
5102155	Air heater type L62 230 VAC 3Ph 6,6 KW without Elektronik
5102161	Air heater type L62 230 VAC 3PH 8,1 KW with potentiometer
5102162	Air heater type L62 230 VAC 3Ph 8,1 KW externally controllable (PWM 12-24 VDC, 1 Hz)
5102164	Air heater type L62 230 VAC 3Ph 8,1 KW without electronic
5102171	Air heater type L62 400-480 VAC 4,4-6,3 KW with potentiometer
5113725	Air heater type L62 400-480 VAC 4,4-6,3 KW externally controllable (PWM 12-24 VDC, 1 Hz)
5102177	Air heater type L62 400-480 VAC 4,4-6,3 KW without electronic
5202092	Air heater type L62 400-480 VAC 6,1-9,0 KW with potentiometer
5202090	Air heater type L62 400-480 VAC 6,1-9,0 KW externally controllable (PWM 12-24 VDC, 1 Hz)
5202091	Air heater type L62 400-480 VAC 6,1-9,0 KW without electronic
5102175	Air heater type L62 400-480 VAC 7,6-11,0 KW with potentiometer
5102178	Air heater type L62 400-480 VAC 7,6-11,0 KW externally controllable (PWM 12-24 VDC, 1 Hz)
5102168	Air heater type L62 400-480 VAC 7,6-11,0 KW without electronic
5102084	Air heater type L62 400-480 VAC 9-13 KW with potentiometer
5700067	Air heater type L62 400-480 VAC 9-13 KW externally controllable (PWM 12-24 VDC; 1 Hz)













Air heater type L62 to 9,0 KW

Available modifications:

Item number	Type	Modification
5005014	S02	External potentiometer for heating including 5m control line; 3 pole; Potentiometer is soldered to the end of the cable; including potentiometer knob red;
The basic device for this modification is always standard with a potentiometer		
5005021.6	S05	Internal PID control via internal potentiometer without digital display;
5005010.6	S06	Internal thermocouple including 2m compensation cable with open ends green (+) white (-);
5005017	S17	Device with 2m silicone connection cable. Open ended cables; the ends are marked; Inlet temperature max. 100°C/212°F;
5005033	S20	The device has no electronics but has a built-in solid state relay; there is a 2-pole connection terminal for connecting the control line; exclusive control cable;
5005036.5	S23	Device with tube adapter without protective tube; Standard is with protective tube;

Air heater type L62 to 9,0 KW

Accessories:

Item No.	Description
5107246	 Flange connector, slideable
5107245	 Round nozzle \varnothing 40 mm, slideable
5107265	 Angled nozzle, length 120 x 112mm
5107247	 Extension tube 200 x 40 mm, slideable
5107253	 Tubular nozzle 700 x 550 x 1.7 mm (L1 x L2 x W)
5107260	 Wide slot nozzle 85 x 15mm
5107259	 Wide slot nozzle 150 x 12mm
5105977	 Wide slot nozzle 200 x 9mm
5107263	 Wide slot nozzle 250 x 12mm
5107262	 Wide slot nozzle 300 x 4mm
5105991	 Wide slot nozzle 500 x 4mm
5106177	 Shrinking reflector 50 x 400mm; socket mounted on the side

Air heater type L62 to 9,0 KW

Combination possibilities for devices WITH electronic *:

Measuring point: 3.0 mm after the air outlet pipe adapter – without nozzle, measured at the hottest point
Hose length: 1,0 m
Air supply: Blower 400 Volt, 50 Hz (HD = High pressure blower, MD = Medium pressure blower)
Air flow: NI / min = standard liters per minute according to DIN 1343

CAUTION: Air flow and temperature are indicative which can change due to external influences and changes air hose diameter and length!

Blower type	Quantity, air heater type; voltage; power	Air flow at 50 Hz with heating [NI / min.]	Maximum temperature at 50 Hz [°C/°F]
HD140	1 x L62; 400VAC(2Ph); 5,8KW	1300	340/644
	2 x L62; 400VAC(2Ph); 5,8KW	2 x 730	530/986
HD240	4 x L62; 400VAC(2Ph); 5,8KW	4 x 1000	410/770
	6 x L62; 400VAC(2Ph); 5,8KW	6 x 700	550/1022
MD10	1 x L62; 400VAC(2Ph); 5,8KW	720	570/1058
	2 x L62; 400VAC(2Ph); 5,8KW	2 x 640	580/1076
	4 x L62; 400VAC(2Ph); 5,8KW	4 x 590	600/1112
MD14	1 x L62; 400VAC(2Ph); 5,8KW	860	490/914
	2 x L62; 400VAC(2Ph); 5,8KW	2 x 770	500/932
	4 x L62; 400VAC(2Ph); 5,8KW	4 x 750	500/932
HD140	1 x L62; 400VAC(2Ph); 8,6KW	1370	380/716
	2 x L62; 400VAC(2Ph); 8,6KW	2 x 750	600/1112
HD240	4 x L62; 400VAC(2Ph); 8,6KW	4 x 1020	480/896
	1 x L62; 400VAC(2Ph); 8,6KW	840	570/1058
MD10	2 x L62; 400VAC(2Ph); 8,6KW	2 x 800	570/1058
	4 x L62; 400VAC(2Ph); 8,6KW	4 x 660	620/1148
	1 x L62; 400VAC(2Ph); 8,6KW	1000	500/932
MD14	2 x L62; 400VAC(2Ph); 8,6KW	2 x 960	500/932
	4 x L62; 400VAC(2Ph); 8,6KW	4 x 840	530/986
	1 x L62; 400VAC; 7,6KW	1320	450/842
HD140	2 x L62; 400VAC; 7,6KW	2 x 750	690/1274
	4 x L62; 400VAC; 7,6KW	4 x 1000	550/1022

Air heater type L62 to 9,0 KW

Combination possibilities for devices WITH electronic *:

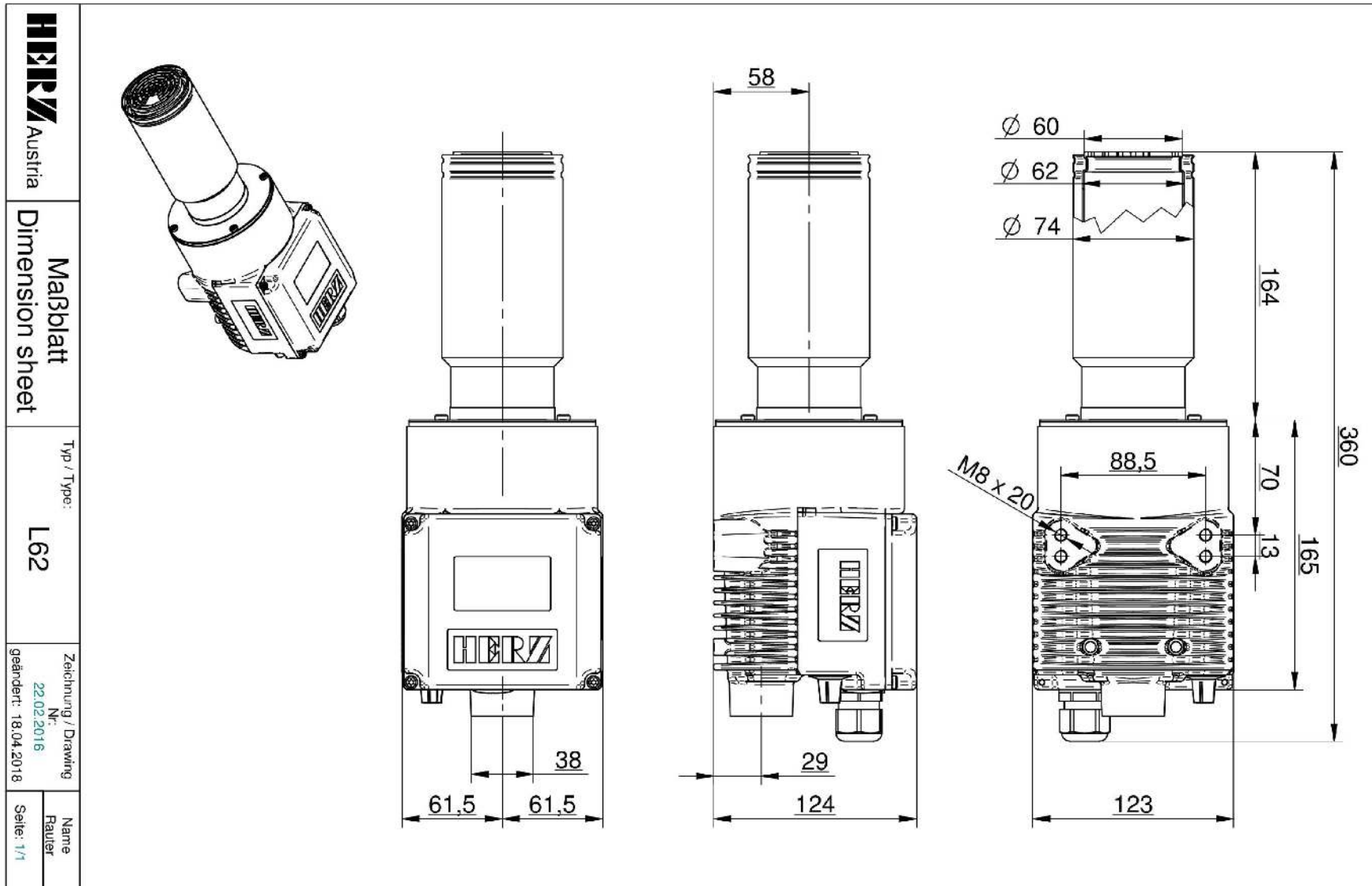
Measuring point: 3.0 mm after the air outlet pipe adapter – without nozzle, measured at the hottest point
Hose length: 1,0 m
Air supply: Blower 400 Volt, 50 Hz (HD = High pressure blower, MD = Medium pressure blower)
Air flow: NI / min = standard liters per minute according to DIN 1343

CAUTION: Air flow and temperature are indicative which can change due to external influences and changes air hose diameter and length!

Blower type	Quantity, air heater type; voltage; power	Air flow at 50 Hz with heating [NI / min.]	Maximum temperature at 50 Hz [°C/°F]
MD10	1 x L62; 400VAC; 7,6KW	660	660/1220
MD14	1 x L62; 400VAC; 7,6KW	790	630/1166
	2 x L62; 400VAC; 7,6KW	2 x 750	660/1220
HD140	4 x L62; 400VAC; 7,6KW	4 x 690	680/1256
	1 x L62; 400VAC; 4,4KW	1380	280/536
HD240	2 x L62; 400VAC; 4,4KW	2 x 750	440/824
	4 x L62; 400VAC; 4,4KW	4 x 1010	350/662
MD10	1 x L62; 400VAC; 4,4KW	830	420/788
MD14	1 x L62; 400VAC; 4,4KW	990	370/698
	2 x L62; 400VAC; 4,4KW	2 x 960	370/698
	4 x L62; 400VAC; 4,4KW	4 x 810	410/770

*Data without guarantee

Air heater type L62 to 9,0 KW



Änderungen vorbehalten / Changes reserved

Air heater type L62 to 9,0 KW

HERZ GmbH

Kunststoff- & Wärmetechnologie
Biberweg 1
DE – 56566 Neuwied
Tel.: +49 (0)2622-8855-0
Fax: +49 (0)2622-8855-135
Fax: +49 (0)2622-8855-136
www.herz-gmbh.com
info@herz-gmbh.com

HERZ Austria GmbH

Kunststoff- & Wärmetechnologie
Gleinser Weg 27
AT – 6141 Schönberg / Tirol
Tel.: +43 (0)5225-63113
Fax: +43 (0)5225-6311385
www.herz-austria.at
herz.schoenberg@herz-gmbh.com

HERZ Hungária Kft.

Műanyag- és hőlégtéchnika
Pesti út 284
HU – 2225 Üllő
Tel.: +36 (06)29-522400
Fax: +36 (06)29-522410
www.herz-hungaria.hu
herz@herz-hungaria.hu

HERZ Bulgaria OOD

Boul. Assen Yordanov 10
BG – 1592 Sofia
Tel.: +359 (0)2-9790351
www.herz-bulgaria.com
office@herz-bulgaria.com

HERZ GmbH

Kunststoff- & Wärmetechnologie
Am Arenberg 26A
DE – 86456 Gablingen
Tel.: +49 (0)8230-85085
Fax: +49 (0)8230-85087
www.herz-gmbh.com
robert.einberger@herz-gmbh.com

HERZ Austria GmbH

Kunststoff- & Wärmetechnologie
Johann-Galler-Str. 20 IZ – NÖ – Nord
AT – 2120 Wolkersdorf i. Weinviertel
Tel.: +43 (0)2245-82494-0
Fax: +43 (0)2245-82494-9
www.herz-austria.at
herz.wolkersdorf@herz-gmbh.com

HERZ Polska Sp.z o. o.

Technologie obróbki tworzyw sztucznych
Ul. Kostrzyńska 30
PL – 02-979 Warszawa
Tel.: +48 (0)22-8428583
Fax: +48 (0)22-8429700
www.herz-polska.pl
herz@herz-polska.pl

