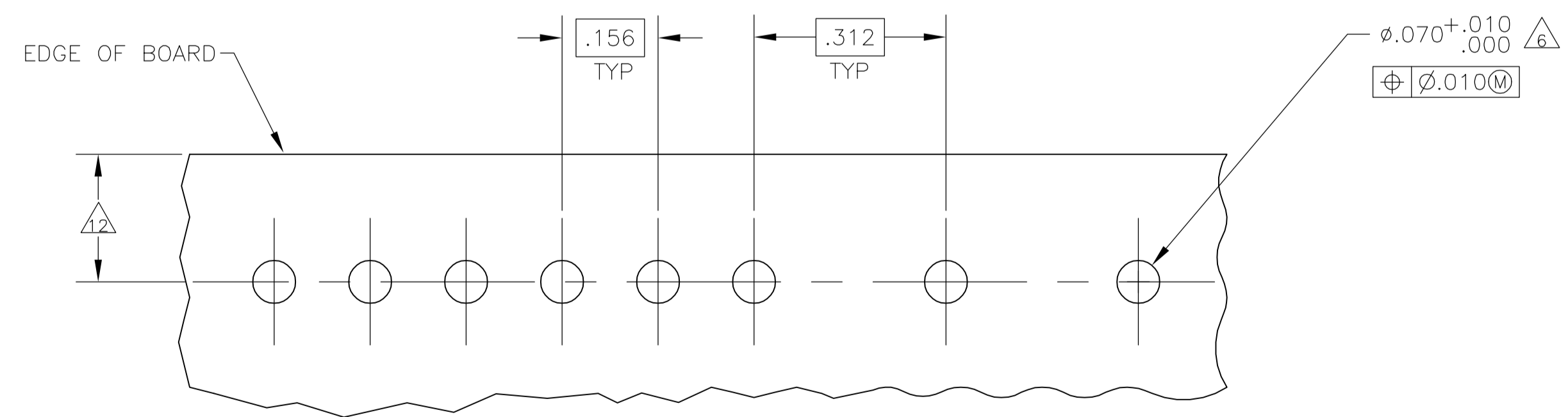
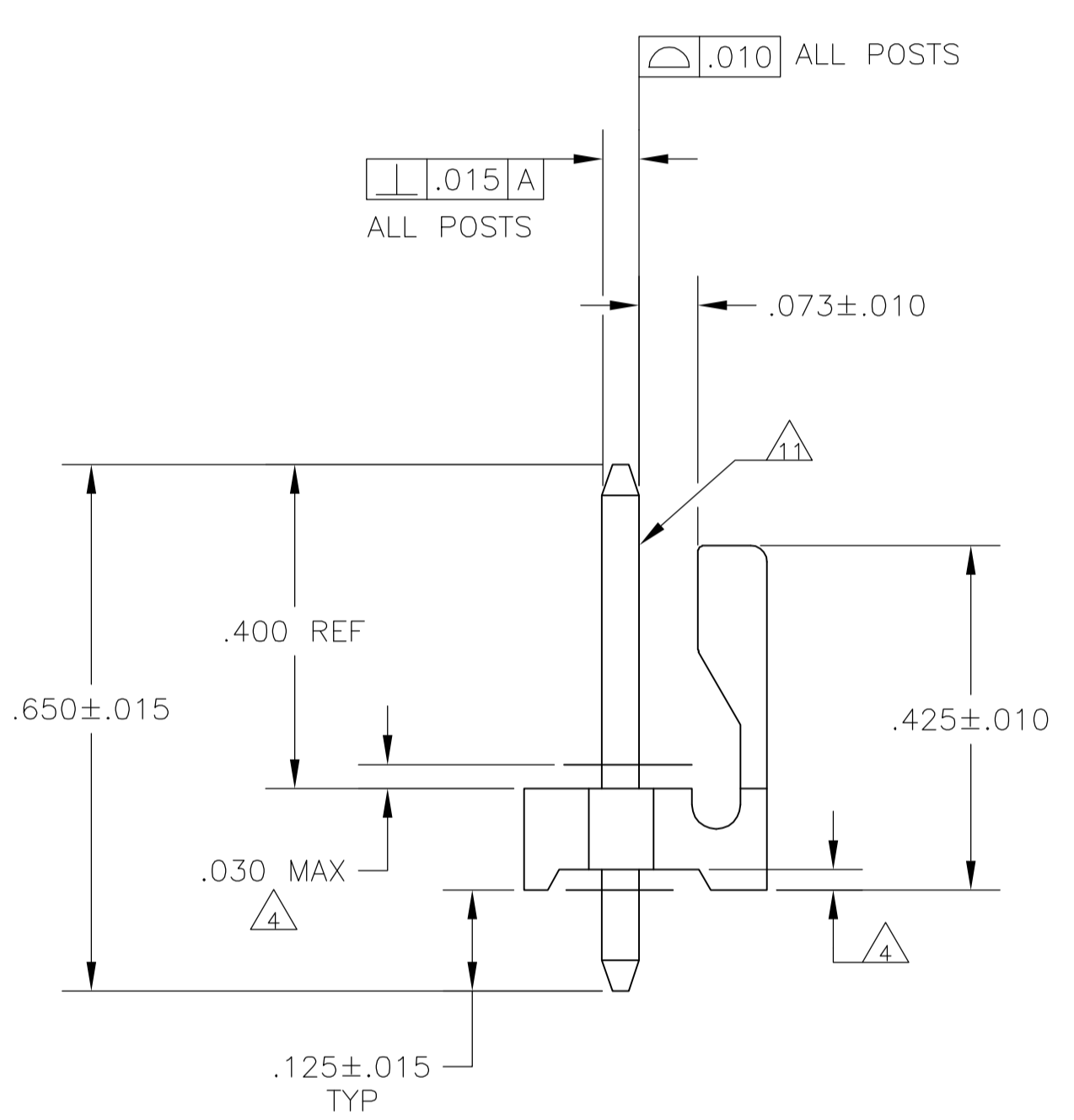
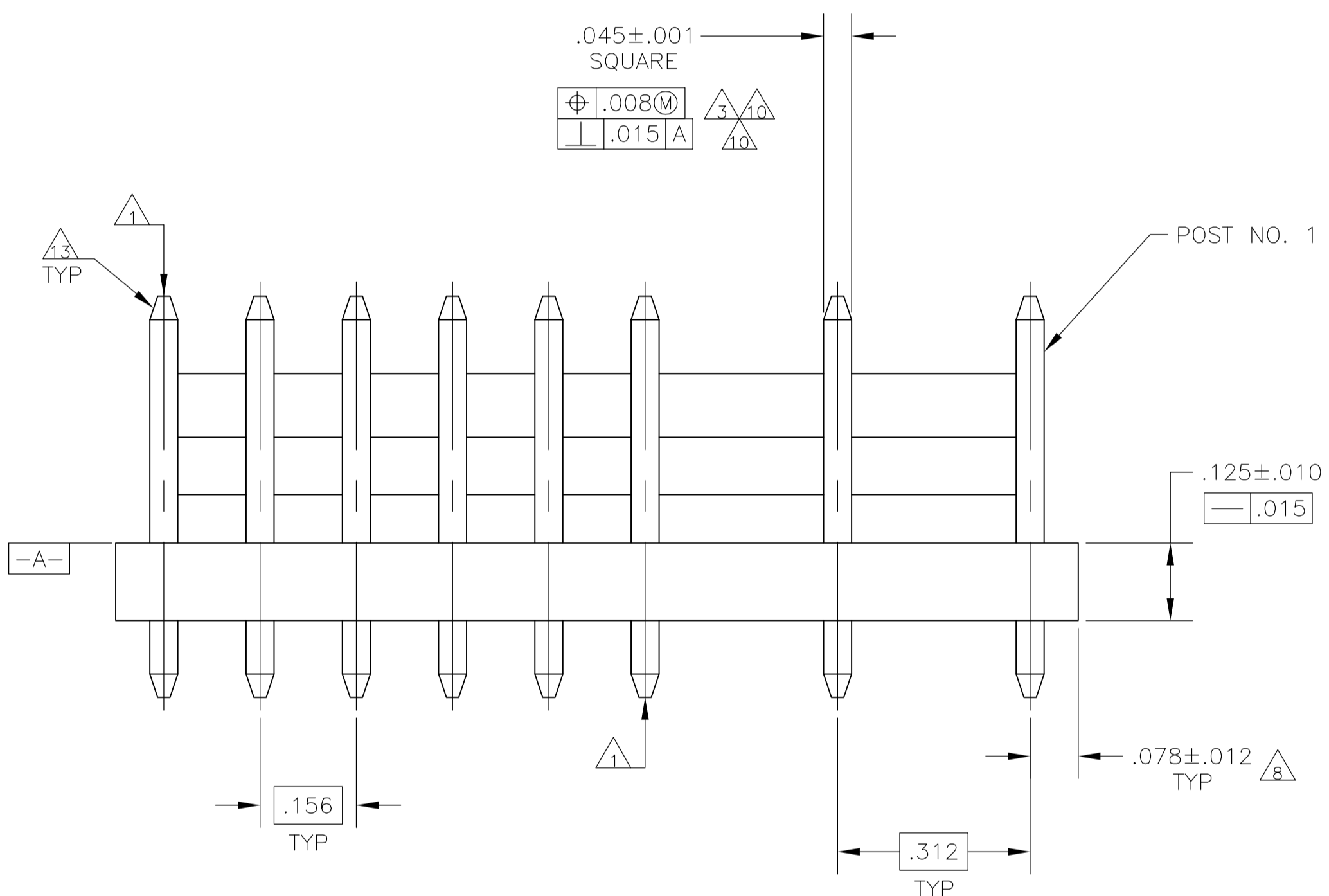
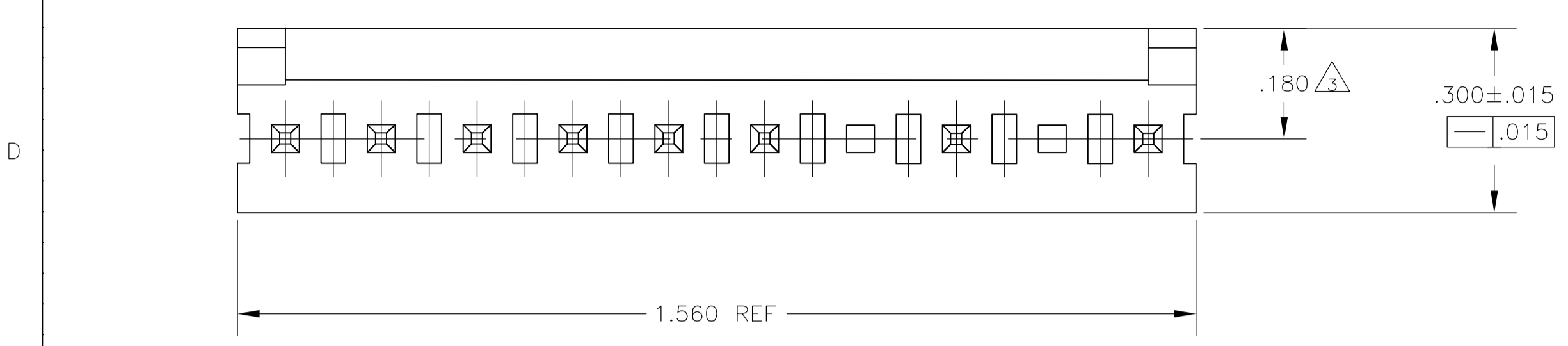


LOC	DIST	REVISIONS				
CM	54	REV	DESCRIPTION	DATE	DWN	APVD
A			ECO-05-015519	17MAR06	BSV	DB



RECOMMENDED MOUNTING HOLE PATTERN FOR .063 THICK P.C. BOARD

- 1. POST TO WITHSTAND 13 NEWTONS (3 LBS.) MIN. AXIAL FORCE IN BOTH DIRECTIONS SHOWN WITHOUT DISLODGING.
- 2. TOLERANCES APPLY TO SOLDER SIDE OF BOARD.
- 3. MEASURED AT SURFACE \square -A-
- 4. PLASTIC FLASH PERMITTED IN THIS AREA.
- 5. PARTS COMPLY WITH AMP SOLDERABILITY SPEC. NO. 109-11-2.
- 6. ONE HOLE MAY BE UNDERSIZED (.065 - .060 DIA.) FOR ASSEMBLY RETENTION DURING WAVE SOLDERING.
- 7. MATERIAL:
 HEADER - THERMOPLASTIC POLYESTER GLASS-FILLED 94V-0(NATURAL)
 POST - COPPER ALLOY (TIN PLATED)
- 8. COORDINATE DIMENSION APPLIES FROM CENTER OF ACTUAL FEATURE.
- 9. PLASTIC BURRS CAUSED BY CUT-OFF TOOLING ARE PERMITTED WITHIN THE MAXIMUM TOLERANCE ENVELOPE.
- 10. POST TO BE MEASURED WHEN STRIP IS HELD FLAT.
- 11. POST MUST WITHSTAND TWO 90° BENDS AGAINST EXTRUSION WITHOUT BREAKING.
- 12. DIMENSION SHOULD BE .175 WHEN MATING WITH A MTA-156 CONNECTOR ASSEMBLY OR A SL-156 CONNECTOR ASSEMBLY.
- 13. PIN BURR OF .005 MAX. VERTICAL AND .003 MAX. HORIZONTAL PERMITTED AT POST TIPS ON BOTH ENDS.

.065	1.65	1.560	39.62
.063	1.60	.700	17.78
.060	1.52	.450	11.43
.045	1.14	.425	10.80
.030	0.76	.312	7.92
.015	0.38	.300	7.62
.012	0.30	.180	4.57
.010	0.25	.175	4.45
.008	0.20	.156	3.96
.005	0.13	.125	3.18
.003	0.08	.078	1.98
.001	0.03	.073	1.85
.000	0.00	.070	1.78
IN	MM	IN	MM

CONVERSION TABLE

2 & 4	10	1-647265-0
POST NO. OMITTED	NUMBER OF POSITIONS	PART NUMBER

THIS DRAWING IS A CONTROLLED DOCUMENT.

DIMENSIONS: INCHES	TOLERANCES UNLESS OTHERWISE SPECIFIED:	DIN B LEWIS 15JUL98	CHK R SWING 15JUL98	APVD C JONES 15JUL98
0 PLC ± -	1 PLC ± -	2 PLC ± -	3 PLC ± .005	4 PLC ± -
ANGLES ± -	FINISH ± -	MATERIAL		

THIS DRAWING IS A CONTROLLED DOCUMENT.

DIN B LEWIS	15JUL98	Tyco Electronics Corporation	Harrisburg, PA 17105-3608
CHK R SWING	15JUL98	NAME	MTA-156 HEADER ASSEMBLY, FRICTION LOCK STRAIGHT .045 SQUARE POST, TIN PLATED, SPECIAL, OMITTED POSTS 2 & 4
APVD C JONES	15JUL98	SIZE	A1
PRODUCT SPEC	APPLICATION SPEC	SCALE	5:1
WEIGHT	RESTRICTED TO	SHEET	1 OF 1
CUSTOMER DRAWING	SCALE	SHEET	REV A

