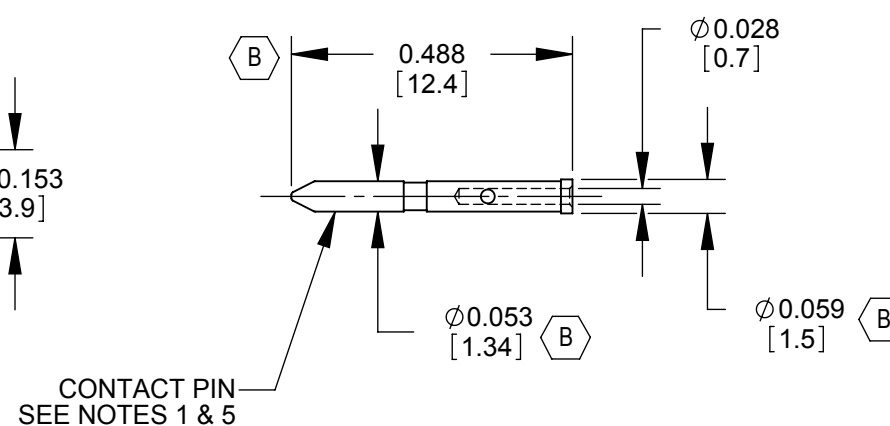
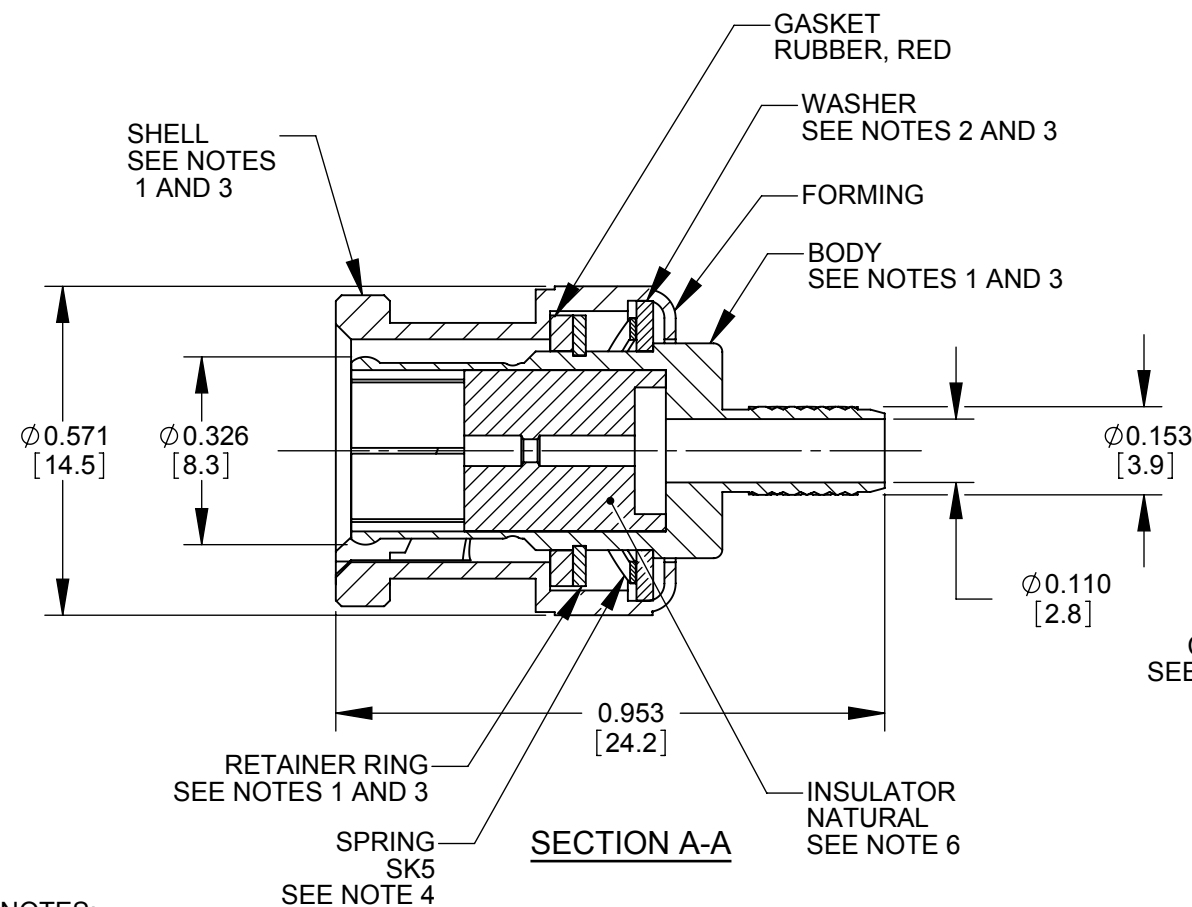
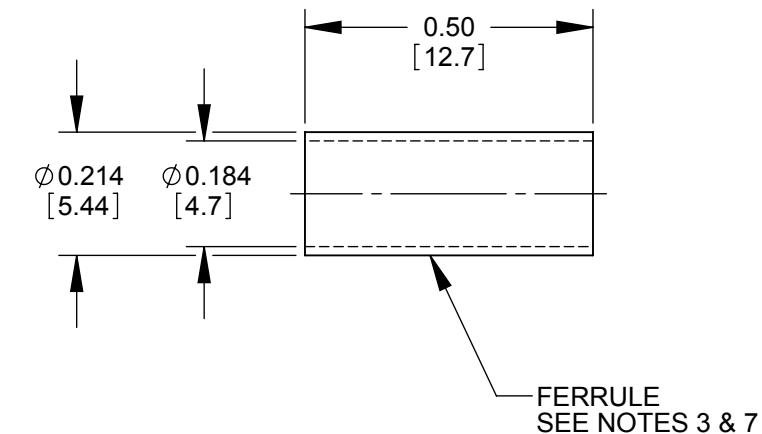


ALTERNATE KNURL DESIGN

RECOMMENDED  
CABLE STRIPPING DIMENSIONS  
SWITCHCRAFT STRIPPING TOOL #PTS1



CONTACT PIN  
SEE NOTES 1 & 5



FERRULE  
SEE NOTES 3 & 7

NOTES:

FINISH (PLATING THICKNESS IN MICRO-INCHES)

1. BRASS PER QQ-B-626
2. BRASS PER QQ-B-613
3. NICKEL PLATING 100 MIN THICK OVER COPPER STRIKE.
4. NICKEL PLATING 200 MIN THICK OVER COPPER STRIKE.
5. GOLD PLATING 50 MIN THICK OVER NICKEL PLATING 100 MIN THICK OVER COPPER STRIKE.
6. TEFLON MIL-P-19468
7. JIS H 3250, C2600
8. CRIMPED FERRULE HEX CRIMP SIZE 0.178.
9. CRIMPED CONTACT PIN SQUARE CRIMP SIZE 0.042OR HEX CRIMP SIZE 0.041.
10. ALL DIMENSIONS ARE REFERENCE.
11. THIS PRODUCT IS RoHS COMPLIANT.

CUSTOMER DRAWING

					☆ STAR SYMBOL DENOTES CRITICAL DIMENSION	THIS DRAWING DESCRIBES A DESIGN CONSIDERED PROPRIETARY IN NATURE, DEVELOPED AND MANUFACTURED BY SWITCHCRAFT INC. AND IS RELEASED ON A CONFIDENTIAL BASIS FOR IDENTIFICATION PURPOSES ONLY.							
					UNLESS OTHERWISE SPECIFIED	SIZE	WIDTH	MULT	LBS/M	TEMPER			
					1. ALL DIMENSIONS IN INCHES - TWO PLACE DECIMALS ±0.01 - THREE PLACE DECIMALS ±0.005 - ANGLES ±1° - ALL DIA. CONCENTRIC WITHIN 0.005 T.I.R.	FINISH		MATERIAL					
					2. FEATURES ON THE SAME CENTERLINE MUST BE ALIGNED WITHIN ±0.002	SPEC No.		SPEC No.					
					3. REMOVE ALL BURRS	FIRST USED ON		SCALE 3:1					
B	26364	3-31-09	RS	TJK	DATE DRAWN	BY	CHKD	APVD	Switchcraft®				
A	26142	3-12-09	RF	TJK	10-31-06	RF	RF	TJK					
REV	ECO NUMBER	DATE	BY	APVD	NAME		PART No.		REV				
REVISIONS					DO NOT SCALE DRAWING					75 OHM BNC CONNECTOR 1855A CABLE, RoHS		HP75BNC12X	B