

COMPUCABLE PLUS

PROVIDING CONNECTIVITY SOLUTIONS

New Brand Logo, Formally Known as




Toolless Plug Adapter Installation Manual

1

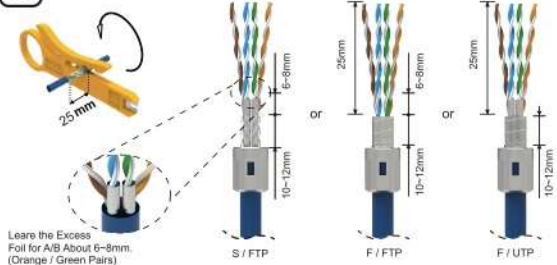


2




3

Organize the Braided / Drain Wire / Foil for about 10-12mm.

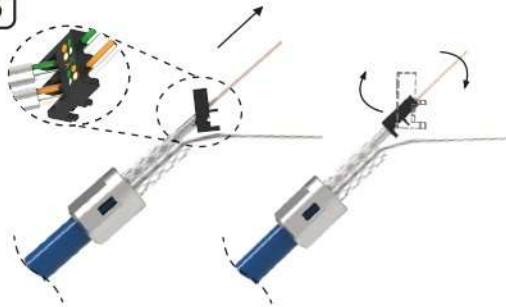


4


Note the Wire Scheme Map & Angle to penetrate A/B Wires.



5



6



7

Flush front Row Wires.



8


Flush front Row Wires.




9



10



11



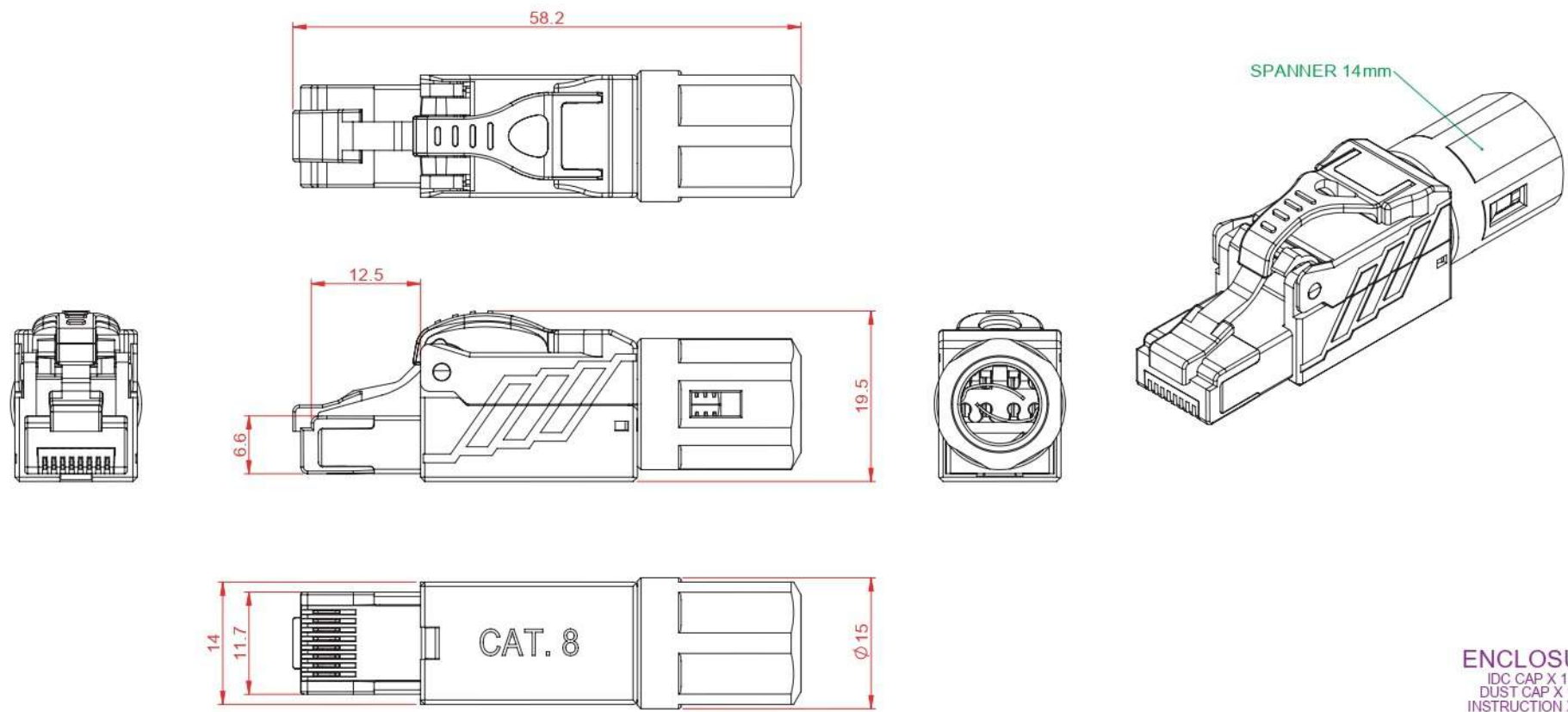
12



NOTE: ALL MATERIAL COMPLIANT ROHS STANDARD

ACCORDING TO : ANSI/TIA-568.2-D
 ISO/IEC 11801-1
 IEC 60603-7
 IEEE 802.3bt Power over Ethernet Plus Plus(4PPoE) application
 IEC 60512-99-002 Mating and un-mating connectors under electrical load

| REVISION INFORMATION | | | |
|----------------------|-----------|-------------|-------------------|
| Rev. | Rev. Date | Modified By | Brief Description |
| | | | |



MATERIAL

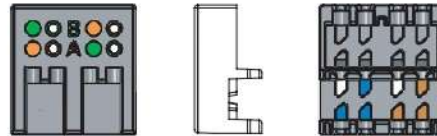
SHIELD CONTACT : NICKEL SILVER ALLOY.
 PLUG HOUSING : ZINC ALLOY, NICKEL PLATED.
 CONTACT HOLDER : PC, UL94V-0.
 PLUG CONTACTS : PHOSPHOR BRONZE, 50U" GOLD PLATED ON CONTACT AREA.
 IDC PLASTIC : PC, UL94V-0.
 IDC TERMINALS : PHOSPHOR BRONZE, TIN OVER NICKEL UNDERCOAT.

PHYSICAL CHARACTERISTICS

INSERTION LIFE : 750 MATING CYCLES.
 PLUG RETENTION FORCE : 11 LBF MINIMUM.
 INSERTION FORCE : 30 N MAXIMUM.
 RETENTION TIME : UP TO 20 TIMES.
 CONTACT COMPATIBILITY : ACCOMMODATES 22 TO 26 AWG SOLID OR STRANDED.
 CABLE JACKET DIAMETER : 0.3 mm TO 0.8 mm
 OPERATING TEMPERATURE RANGE : -10 °C TO 60 °C.
 STORAGE TEMPERATURE RANGE : -40 °C TO 64 °C.
 HUMIDITY : 10% TO 90% RH (NON-CONDENSING).

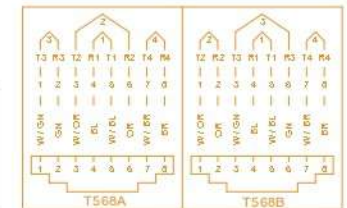
ELECTRICAL

INSULATION RESISTANCE : 100 MΩ MINIMUM.
 DC CURRENT RATING : 1.3 A @ 0.5 V.
 INPUT TO OUTPUT D.C. RESISTANCE FOR SHIELD : 100 MΩ MAXIMUM.
 INPUT TO OUTPUT D.C. RESISTANCE : 200 MΩ MAXIMUM.
 CONTACT RESISTANCE : 20 mΩ MAXIMUM.
 VOLTAGE PROOF (CONTACT TO CONTACT) : 1000 V D.C. OR A.C. PEAK.
 VOLTAGE PROOF (CONTACT TO SHIELD) : 1500 V D.C.



IDC CAP

Cat 8
 56Y4
 E145249



COMPUABLEPLUS
 PROVIDING CONNECTIVITY SOLUTIONS

| NO. | PART NAME | SPECIFICATION DESCRIPTION | QTY | UNIT |
|-----|-----------|---------------------------|-----|------|
| ③ | | | | |
| ② | | | | |
| ① | | | | |

Unless specified on the drawing, tolerances are per the follows:
 .x +1
 .xx +0.2
 .xxx +0.05

| | | |
|---------------|-----------------|---|
| DRAWN BY Shou | DATE: 4/13/2020 | DESCRIPTION: Cat.8 RJ45 Tool Less Shielded Plug |
| CHECKED BY | SHEET 1 of 3 | ITEM NO. 101425 |
| APPROVED BY | SCALE 1:1 | REV. 00 UNIT:mm |