

THIS DRAWING CONTAINS INFORMATION THAT IS PROPRIETARY TO J.S.T. AND SHALL NOT BE USED OR SHOWN WITHOUT WRITTEN PERMISSION.

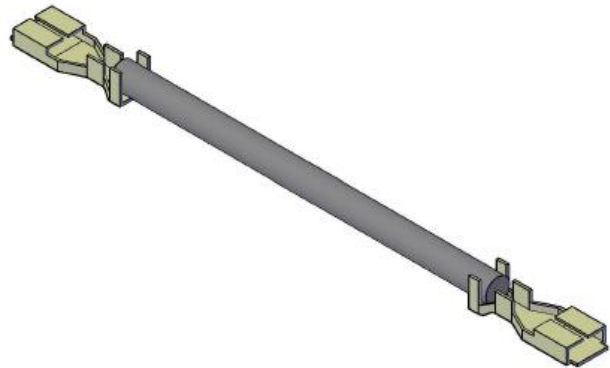
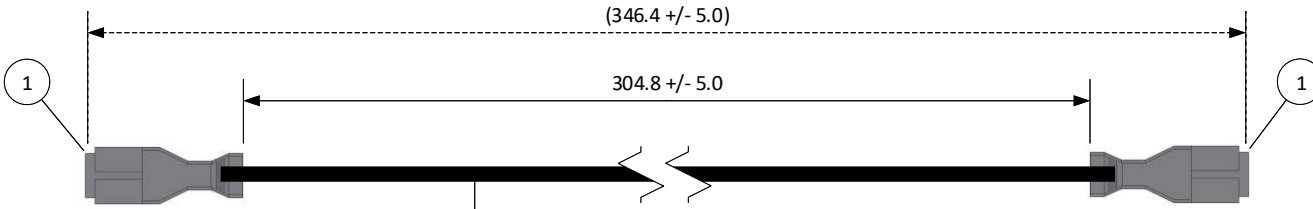
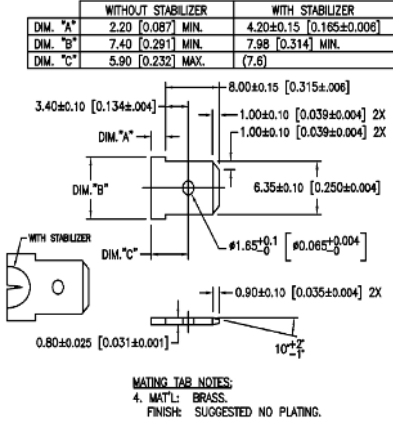
4		3		2		1	
ITEM	CONNECTOR PART NO.	DESCRIPTION	IPI CHECK	EOR CHECK	Applicable Tooling		
1	SRSF-91-250AS	RSF CONTACT, BRASS			APPLICATOR		
2	UL1015, 12 AWG	BLACK					

Applicable Housings

NO. OF CIRCUITS	KEYLESS HOUSING PART NO.
2	RSFP-2V-00
3	RSFP-3V-00
4	RSFP-4V-00
5	RSFP-5V-00
6	RSFP-6V-00
7	RSFP-7V-00
8	RSFP-8V-00
9	RSFP-9V-00
10	RSFP-10V-00
11	RSFP-11V-00
12	RSFP-12V-00

Other housings and configurations are available. Please contact JST for details.

SUGGESTED MATING TAB NO SCALE



SCALE	CUSTOMER NAME	CUSTOMER PART NO.
1:1		
DIMENSIONS	DESCRIPTION	
All dimensions are in MM with a tolerance of +/- 3.0 unless otherwise specified.	12" LIF, POS LOCK, .250, DOUBLE-END LEADS, BRASS, F-F	
DRAWN BY	ASSEMBLY PART NO.	
STEVEN PILKINGTON	ASRSFSRSF12K305A	
CHECKED BY	DRAWING NO. & REVISION	REVISED
JUSTIN BAKER	GAM-135	3/15/2016

REV.	DESCRIPTION	DATE	BY

4

3

2

1