



GM33

CO Transmitter(Wall Type)



| Features |

- Electrochemical Sensor with a long life, good long term stability and high accuracy
- It has lower sensitivity to interferant gases
- High repeatability

| Applications |

Monitoring for HVAC / Air conditioning system / Instrument testing equipment / Environmental control and monitoring system / Ventilation system control for indoor parking garages and building

※ Application for environmental monitoring only. Not for CO industrial environmental and life support system.

| Specification |

Input

Sensor type	Electrochemistry CO Sensor
Measuring range	On request
Operating range	0 ... 500 PPM

Output

Output	0 ... 10 V / 4 ... 20 mA / RS-485 / RS-485 & analog
Signal connection	3-wire
Sensitivity	< ±10 PPM of measured value
Load resistance	≤ 500 Ω for 4 ... 20 mA ; ≥ 10 KΩ for 0 ... 10 V
Output calibration	Factory software calibration
Response time(t90)	< 60 s

linear accuracy(at 25 ±2°C , 40 ±10%RH)

CO	± 3 % of F.S. (Best zero-point)
----	---------------------------------

Electrical

Medium	Non-aggressive gas(HAVC system)
Medium temperature	0 ... 50°C
Operating temperature	0 ... 50°C
Operating humidity	5 ... 95%RH(Non-condensing)
Storage temperature	-10 ... +60°C
Tolerance of zero-point	<±10 PPM

Electrical

Power supply	AC 12 ... 30 V & DC 8 ... 35 V
Current consumption	DC 24 V : 60 mA / DC 12 V : 180 mA AC 24 V : 140 mA / AC 12 V : 230 mA
Electrical connection	M12(4P or 5P)metal connector (With 2 m cable)

Installation

Installation	Wall type
Fixed seat	Screw on base

Protection

IP rating	Body : IP65 / Sensor : IP20
Electrical protection	■ Polarity protection ■ Over-voltage ■ Short-circuit

Certification

Certification	CE
---------------	----

Material

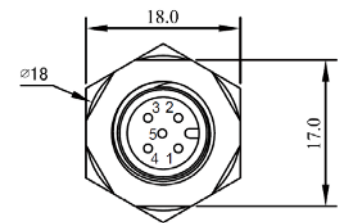
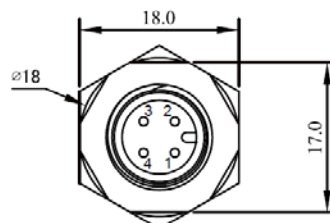
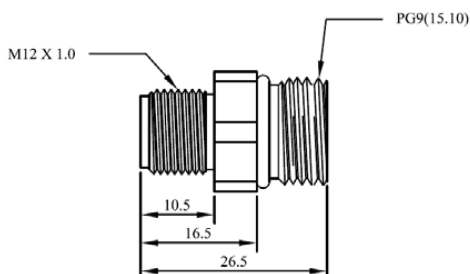
Housing	PC fire-proof class(UL94V-2)
Weight	162 g

*Please make sure the product and the device which connect with RS-485 are on common ground, avoid damaged product.

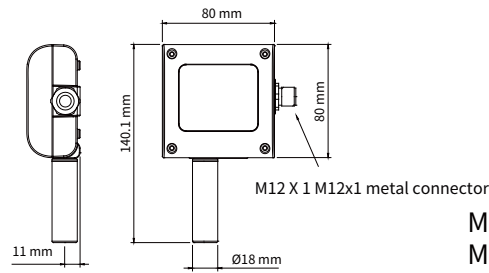
| Electric Connector | Unit : mm

【M type (M12-4PIN metal connector)
RS-485 or analogue

【M type (M12-5PIN metal connector)
RS-485+analogue

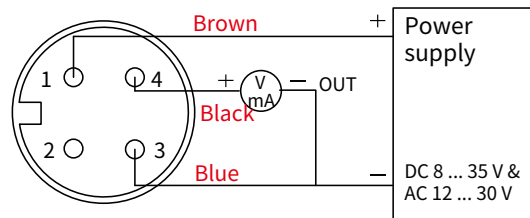


| Dimension |



M type (4P) : RS-485 or analog
 M type (5P) : RS-485 + analog

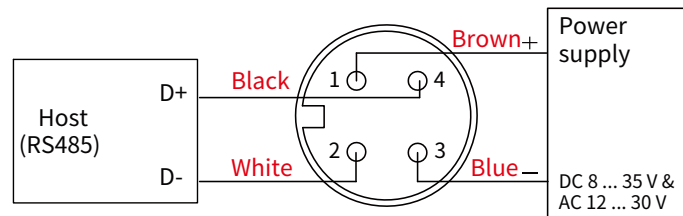
| Analog Diagram |



M12 connector

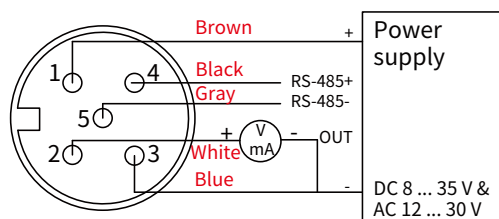
M type (4P)

| RS-485 Diagram |



M type (4P)

| Analog+RS-485 Diagram |



M type (M12, 5P) connector

| Ordering Guide |

