


## MEMS inclinometer kit based on IIS2ICLX



## Features

- User friendly IIS2ICLX board
- Complete IIS2ICLX pinout for a standard DIL 24 socket
- Double-sided adhesives included for easy mounting on equipment to be measured
- Fully compatible with and STEVAL-MKI109V3 motherboard
- RoHS compliant

## Description

The [STEVAL-MKI209V1K](#) evaluation board has an embedded [IIS2ICLX](#) inclinometer sensor, which is connected through flat cable to a simple adapter board ([STEVAL-MKIGIBV2](#)) to render it compatible with [STEVAL-MKI109V3](#).

The sensor is soldered precisely in the center of the board and double-sided adhesives are provided to allow users to conveniently mount the board on equipment destined for vibration analysis. Alternatively, you can mount the board using the holes located in each corner of the PCB.

The [STEVAL-MKIGIBV2](#) can be plugged into a standard DIL 24 socket. The kit provides the complete IIS2ICLX pin-out and comes ready-to-use with the required decoupling capacitors on the VDD power supply line.

This adapter is supported by the [STEVAL-MKI109V3](#) motherboard with high performance 32-bit microcontroller functioning as a bridge between the sensor and a PC, on which it is possible to use the downloadable graphical user interface (Unico GUI), or dedicated software routines for customized applications.

Product summary	
MEMS inclinometer kit based on IIS2ICLX	<a href="#">STEVAL-MKI209V1K</a>
ultra-high-stability, ultra-low-noise and ultra-low-power two-axis linear accelerometer with digital output	<a href="#">IIS2ICLX</a>
ST MEMS adapter motherboard based on STM32F401VE compatible ST MEMS adapters	<a href="#">STEVAL-MKI109V3</a>
Application	IoT for Smart Things

# 1 Schematic diagrams

Figure 1. STEVAL-MKI209V1 board schematic

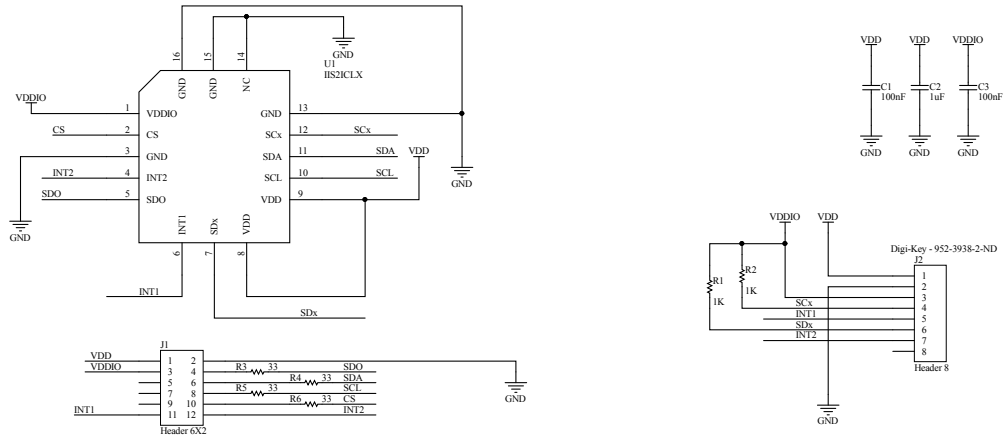
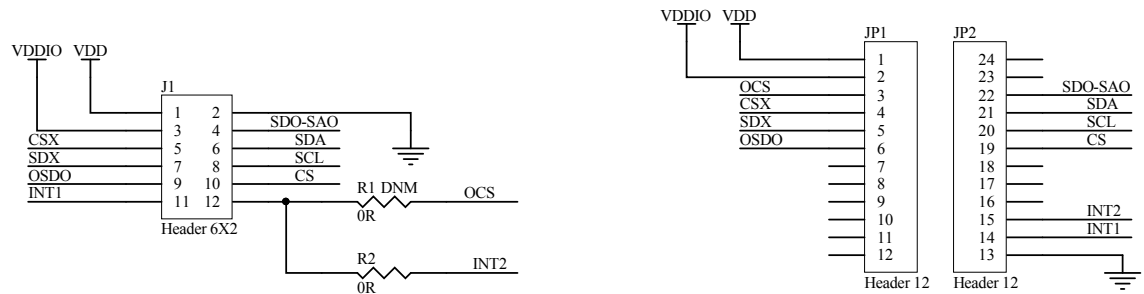


Figure 2. STEVAL-MKIGIB2V1 board schematic



## Revision history

**Table 1. Document revision history**

Date	Version	Changes
11-Dec-2019	1	Initial release.

**IMPORTANT NOTICE – PLEASE READ CAREFULLY**

STMicroelectronics NV and its subsidiaries (“ST”) reserve the right to make changes, corrections, enhancements, modifications, and improvements to ST products and/or to this document at any time without notice. Purchasers should obtain the latest relevant information on ST products before placing orders. ST products are sold pursuant to ST’s terms and conditions of sale in place at the time of order acknowledgement.

Purchasers are solely responsible for the choice, selection, and use of ST products and ST assumes no liability for application assistance or the design of Purchasers’ products.

No license, express or implied, to any intellectual property right is granted by ST herein.

Resale of ST products with provisions different from the information set forth herein shall void any warranty granted by ST for such product.

ST and the ST logo are trademarks of ST. For additional information about ST trademarks, please refer to [www.st.com/trademarks](http://www.st.com/trademarks). All other product or service names are the property of their respective owners.

Information in this document supersedes and replaces information previously supplied in any prior versions of this document.

© 2019 STMicroelectronics – All rights reserved