

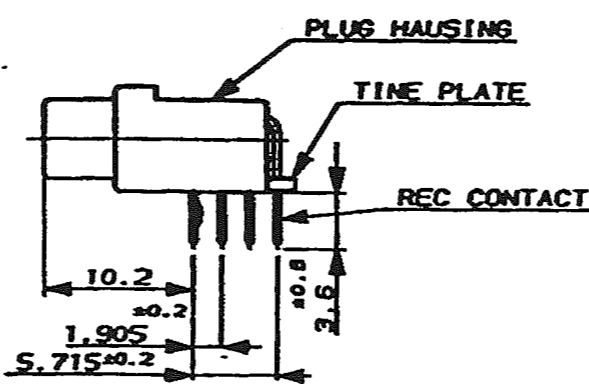
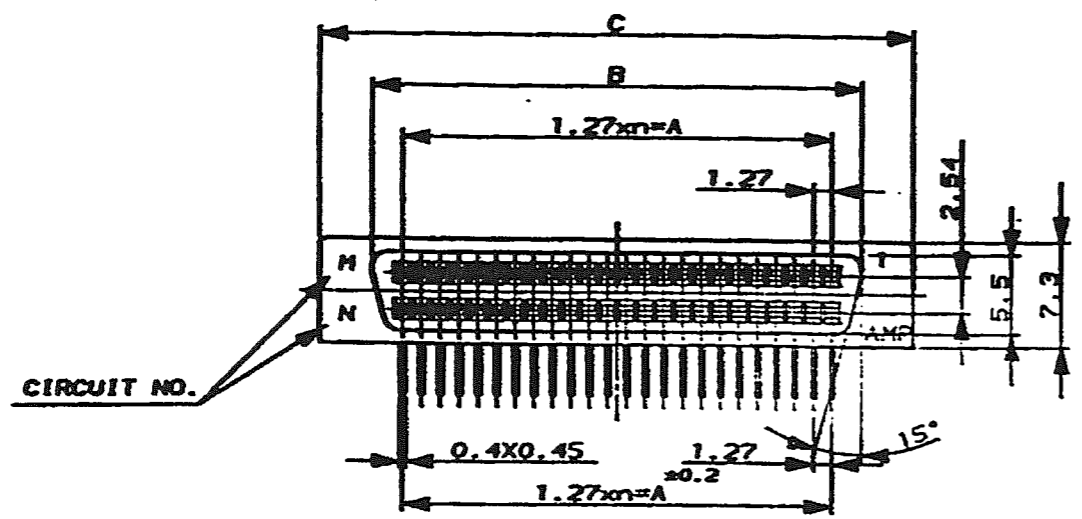
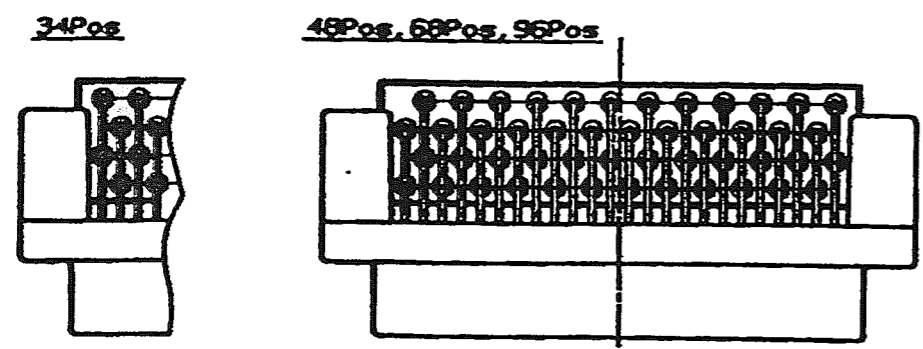
NUMBER C-174682



METRIC

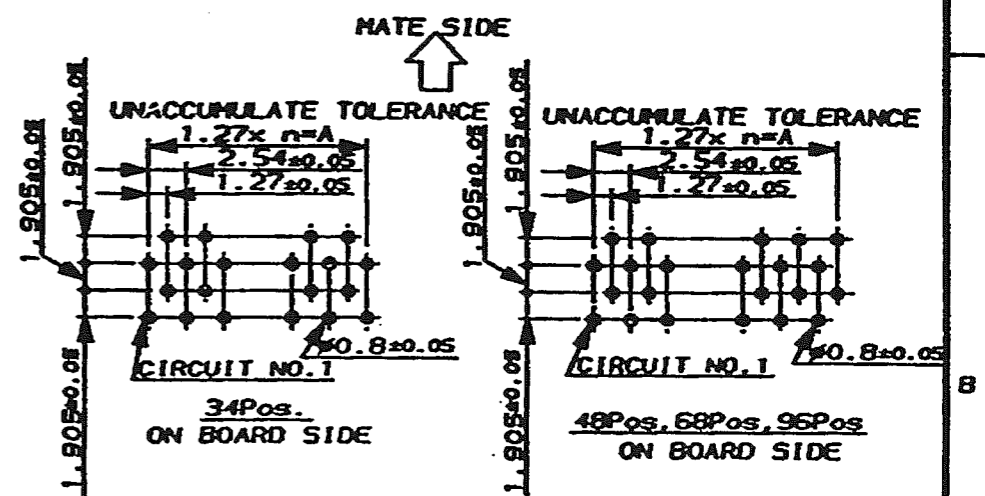
DIMENSIONS IN MILLIMETERS. DO NOT SCALE PRINT

PRINT DIST

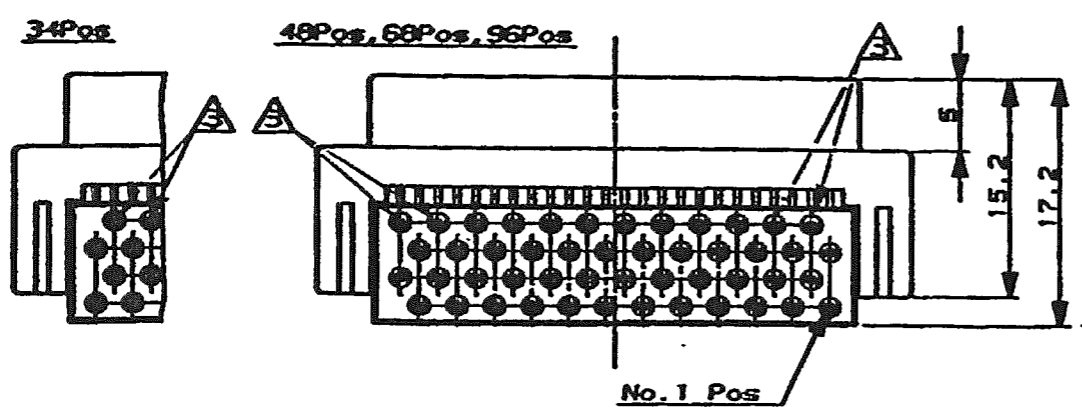


NOTES;

- 1 MATERIAL AND FINISH
 PLUG HOUSING AND TIME PLATE
 , THERMOPLASTIC (UL94V-0) COLOR: BLACK
 REC. CONTACT
 , PHOS-BRONZE FINISH: OVER NICKEL
 MATING END: 0.0002 MIN. DR
 0.00076 MIN. GOLD
 TERMINATION END: TIN-LEAD
 OVER SEALING TREATMENT.
- 2 P.C.B LAYOUT AND P.C.B TREATMENT (REF.)
 USE A P.C.B SURFACE ARE TREATED WITH SOLDER RESIST.



△ KINK POSITIONS (4 POSITIONS)



Au PL. 0.00076 MIN.	06	48	69-69	63-96	41-20	47	96	6-174682-8
	68	34	47-47	45-28	51-22	33	48	6-174682-7
	48	24	29-21	33-38	40-52	23	48	6-174682-6
Au PL. 0.0002 MIN.	34	17	20-32	24-29	31-53	75	34	6-174682-5
	06	48	69-69	63-96	41-20	47	96	174682-8
	68	34	47-47	45-28	51-22	33	48	174682-7
REMARK	CIRCUIT NO.	DIMENSION	n	POS.	PART NO.			

D	REVISED FJBD-0789-03	T.T.H.M	10/23/03	WIRE RANGE	INSULATION DIA	NAME	tyco Electronics Tyco Electronics AMP K.K. Kawasaki, Japan			
C	REVISED ECNJ-B447	Y.S.RN	3/4/94	MATERIAL	FINISH	PLUG ASS'Y HORIZONTAL (W/KINK) FOR AMPLITE OSO SERIES I B-TO-B CONN.				
B	7-8, 6-7, 6-5, 3-4, 2-1 AND EQ. I-PTCS	Y.S.RN	3/29/94	DR.	12/23/07	DE.	GENERAL TOLERANCE	SIZE	LOC	NUMBER
A	NO. 1 0.76mm J-10368	Y.S.	9/16	DR.	Yo. SATO	DE.	0-0.10 : ±0.2 10-0.10 : ±0.25 30-0.10 : ±0.3	A3	J	C-174682
Q	ECN, J-10187	Yo. S	2/1/00	CHK.	1-23-88	APP.	SCALE	REV.	SHEET	
LTR	REVISION RECORD	DR	CHK	DATE	RAIKUNALBA	APP.	2-1	D	10F2	

CUSTOMER DRAWING

NUMBER C-174682

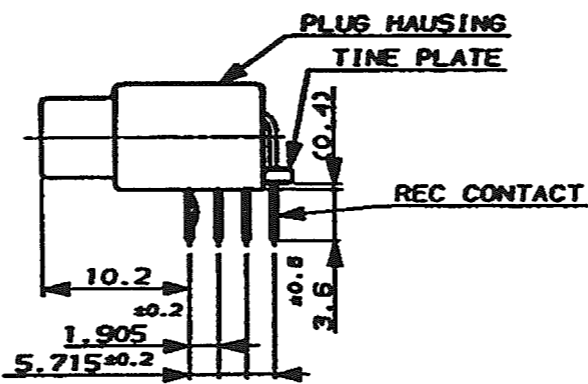
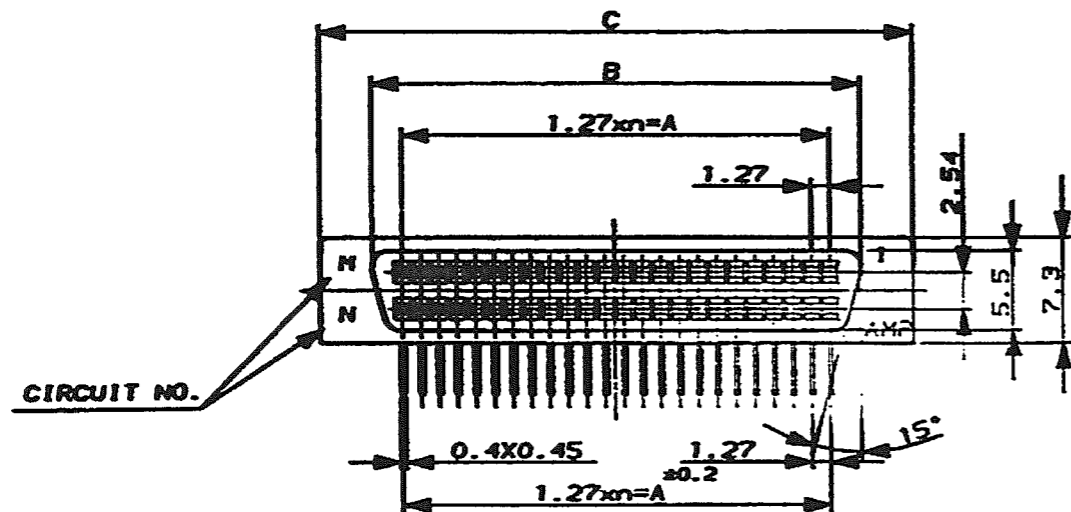
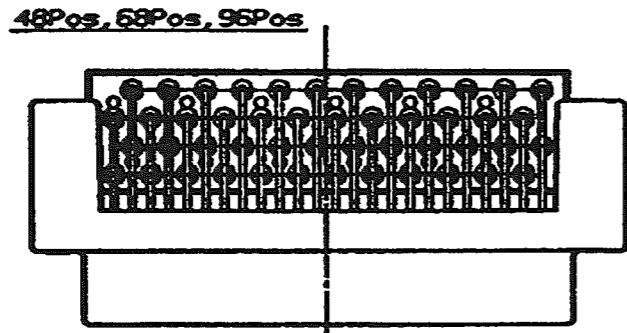



METRIC

DIMENSIONS IN MILLIMETERS. DO NOT SCALE PRINT

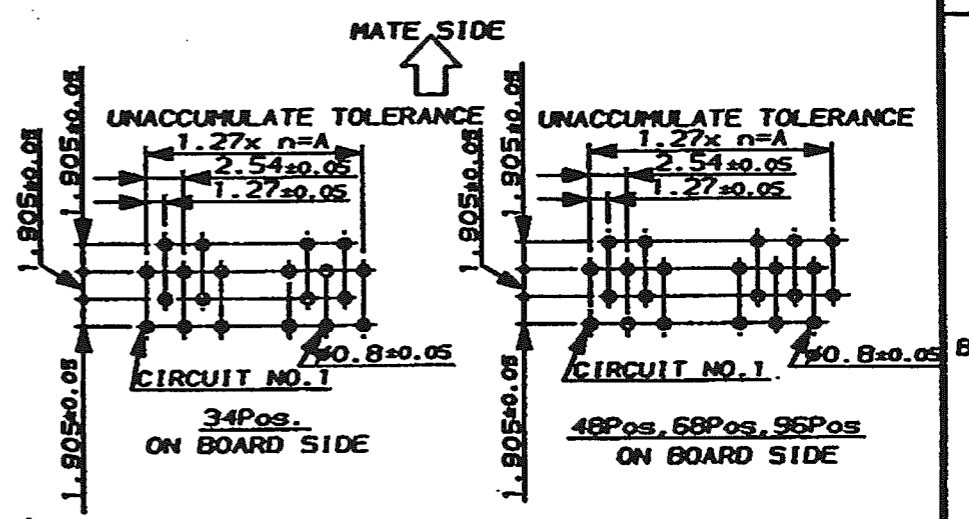
PRINT DIST

REV. 10/88

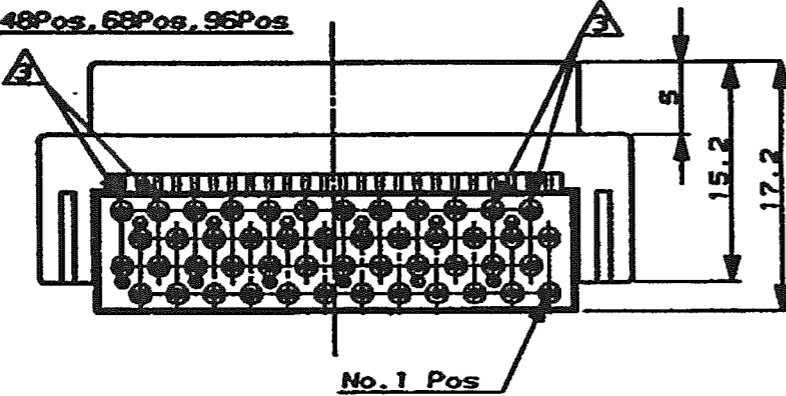
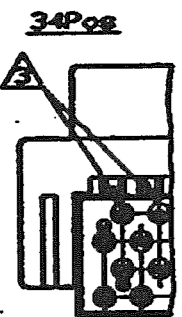


NOTES,

- 1 MATERIAL AND FINISH
 PLUG HOUSING AND TIME PLATE
 , THERMOPLASTIC (UL94V-0) COLOR: BLACK
 REC. CONTACT
 , PHOS-BRONZE FINISH: OVER NICKEL
 MATING END: 0.0002 MIN OR
 0.00075 MIN GOLD
 TERMINATION END: TIN-LEAD
 OVER SEALING TREATMENT.
- 2 P.C.B LAYOUT AND P.C.B TREATMENT (REF.)
 USE A P.C.B SURFACE ARE TREATED WITH SOLDER RESIST.



3 KINK POSITIONS (4 POSITIONS)



CONTEMPLATION.

	36	48	59-69	63-86	71-00	42	96	8-174682-8
AU PL.	68	34	41.91	46.08	53.22	33	68	8-174682-7
0.00075 MIN	48	24	29.21	33.38	40.52	23	48	8-174682-6
	34	17	20.32	24.49	31.63	16	34	8-174682-5
	36	48	59-69	63-86	71-00	42	96	8-174682-8
AU PL.	68	34	41.91	46.08	53.22	33	68	3-174682-7
0.0002 MIN	48	24	29.21	33.38	40.52	23	48	3-174682-6
	34	17	20.32	24.49	31.63	16	34	3-174682-5
REMARK	CIRCUIT NO.	DIMENSION	n	POS.	PART NO.			

SEE SHEET 1 OF 2

LTR	REVISION RECORD	DR	CHK	DATE

WIRE RANGE		INSULATION DIA		NAME	
MATERIAL		FINISH		PLUG ASS'Y HORIZONTAL (W/KINK) FOR AMPLITE OSO SERIES I'B-70-B CONN.	
DR. Yo, SATO 12/23/87		DE. T, DOI 1-23-88		GENERAL TOLERANCE	
CHK. R, NISHIMURA 1-23-88		APP. T, DOI 1-23-88		SIZE LOC NUMBER	
				A3 J C-174682	
				SCALE REV. SHEET	
				2-1 D 20F2	

CUSTOMER DRAWING