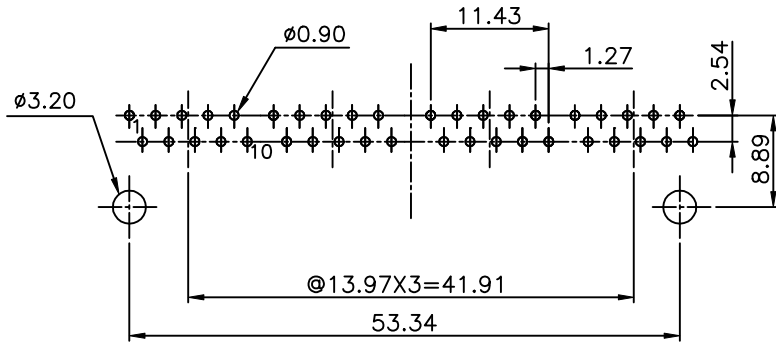
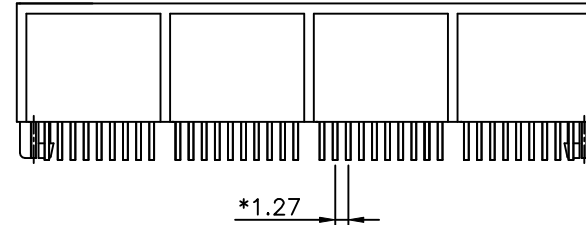
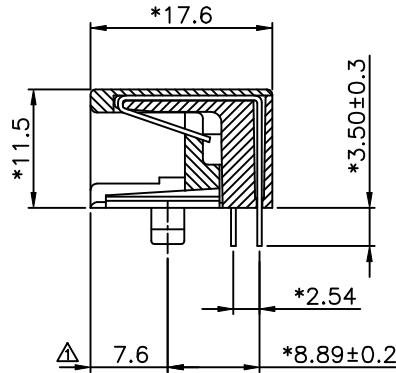
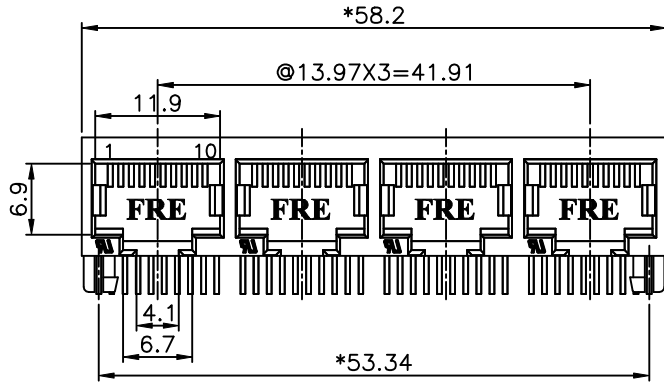


REVISION RECORD				
REV	ECO	DESCRIPTION	DRFT	CHKD
Δ		MODIFY DIM	ANKUE 8/2/05	



PC Board Layout Component Side Shown

NOTES:

ELECTRICAL:

- VOLTAGE RATING : 125 VAC RMS.
- CURRENT RATING : 1.5 AMP.
- CONTACT RESISTANCE : 30 MILLIOHMS MAX.
- INSULATION RESISTANCE : 1000 MEGOHMS MIN @ 500 VDC.
- DIELECTRIC STRENGTH : 1000 VAC RMS 60Hz, 1MIN.

MECHANICAL:

- HOUSING MATERIAL: GLASS FILLED POLYESTER UL 94V-0.
- CONTACT MATERIAL: PHOSPHOR BRONZE ϕ 0.46mm.
- PLATING : GOLD PLATING OVER NICKEL.
- OPERATING LIFE : 750 CYCLES MIN.
- PCB RETENTION PRE-SOLDER: 1 LB MIN.
- PCB RETENTION POST-SOLDER: 10 LBS MIN.

ENVIRONMENTAL:

- STORAGE: -40°C TO +85°C.
- OPERATION: 0°C TO 70°C.
- WAVE SOLDERING TEMPERATURE: 230~250° (3~5SECONDS).

MATES WITH MODULAR PLUG CONFORMING TO

FCC PART 68, SUBPART F.

CUL FILE NO. E163191

LEAD FREE PART NUMBER: E560X-00C06X-L

NO. OF CONTACT
8-8 CONTACTS
1- 10 CONTACTS

1- 3u" 2- 6u" 3-15u"
4-30u" 5-50u" 6-Pd20u"

DETACHED LISTS	MM (INCH)	DFTO ANKUE DATE 6/1/05	FULL RISE ELECTRONIC CO., LTD	
	TOLERANCES EXCEPT AS NOTED	CHKD SAMMY DATE 2005/8/2		
	MM	MFO DATE	TITLE 11.5 SIDE ENTRY PCB GANG JACK 10P	
	.0 ± 0.2 ±	APPVLLUSHENG DATE 2005/8/2		
.00 ± 0.15 ±	MATERIAL :	DRAWING NO. GE563011-LC	SIZE A3	REV 1
.000 ± 0.075 ±	ANGLES ± 0.5	QT'Y :	DO NOT SCALE DRAWING SHEET OF	
THIRD ANGLE PROJECTION	FINISH :	SCALE : 2:1		