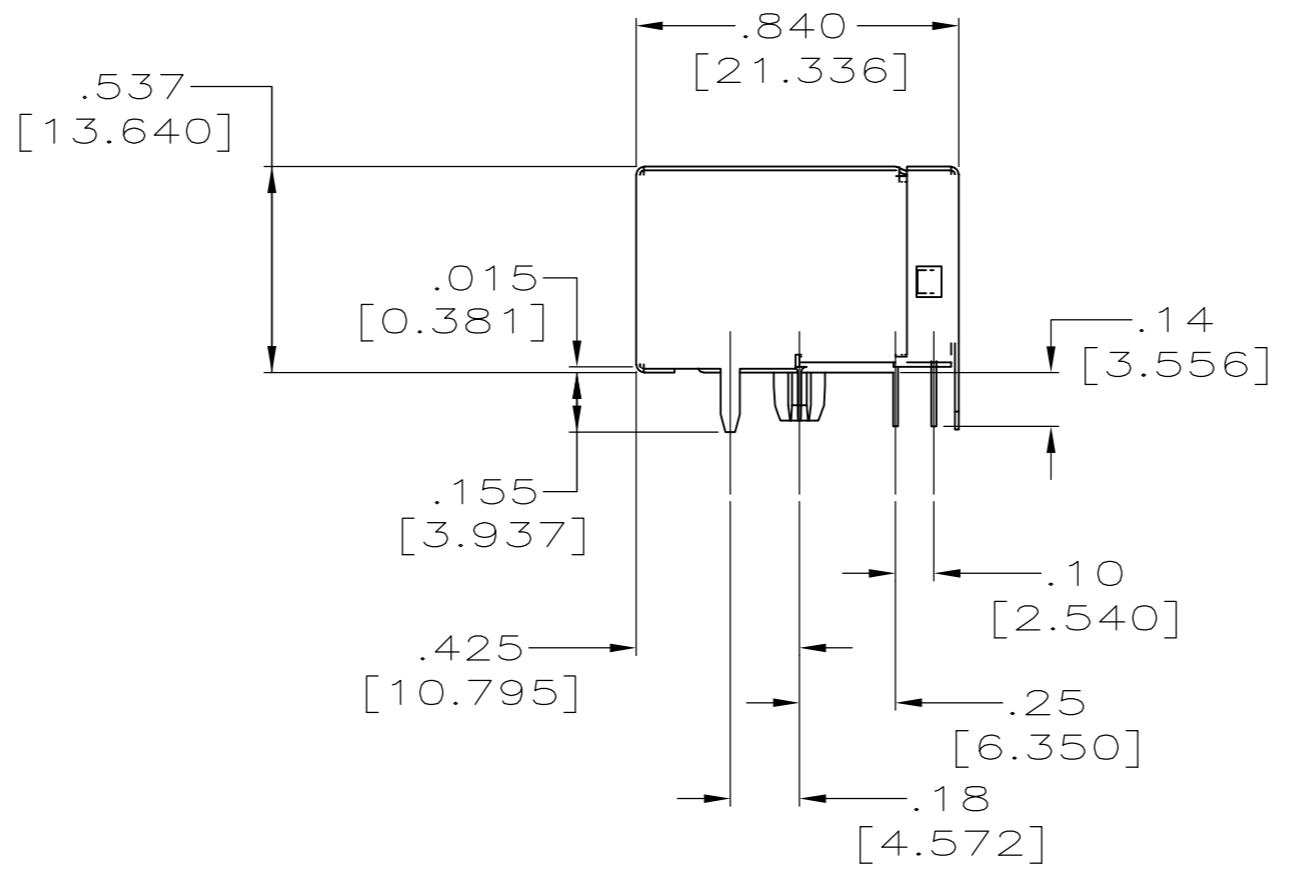
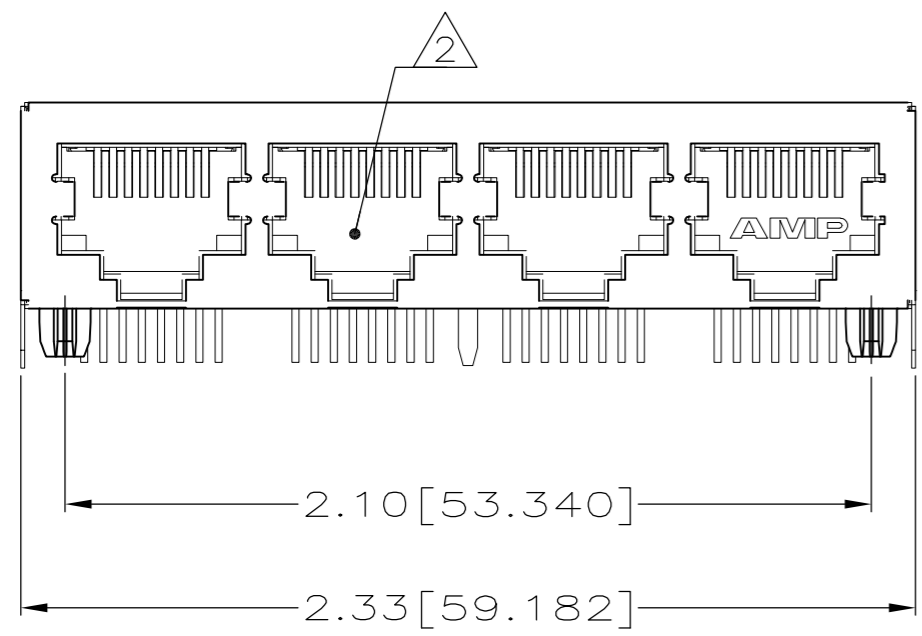
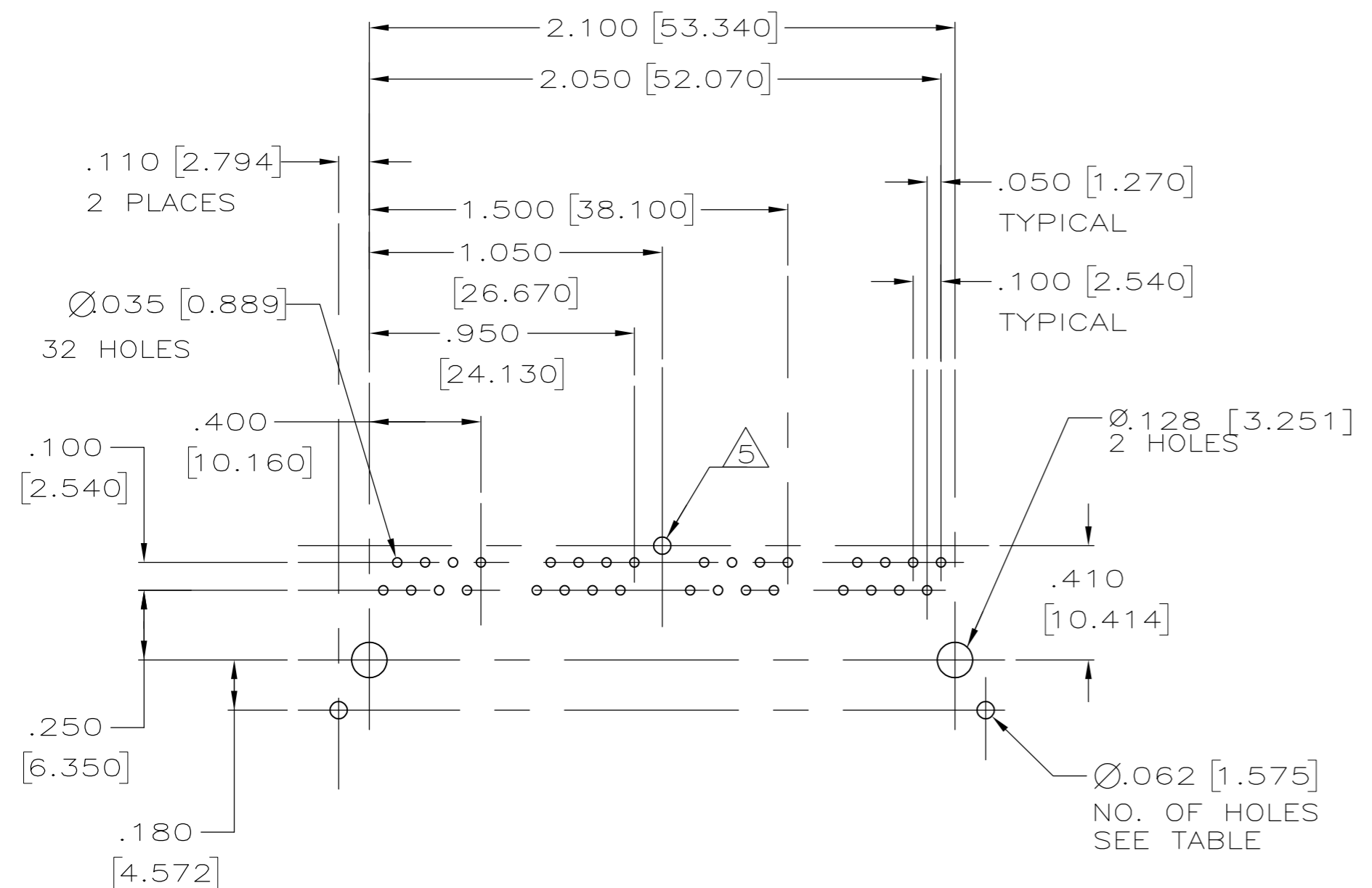


THIS DRAWING IS UNPUBLISHED. RELEASED FOR PUBLICATION
 © COPYRIGHT BY TYCO ELECTRONICS CORPORATION. ALL RIGHTS RESERVED.

LOC	DIST	REVISIONS			
P	LTR	DESCRIPTION	DATE	DWN	APVD
AA	22	B	REV PER ECR-10-018501	9SEP2010	DZ MQ.W



- 1 MATERIAL: HOUSING - PCT POLYESTER, BLACK, IR COMPATIBLE, UL 94V-0.
 TERMINALS - .013[0.33] THICK PHOS BRONZE PLATED WITH .000050[1.27µm] MIN THICK HARD GOLD IN LOCALIZED AREA AND .000150[3.81µm] MIN THICK MATTE TIN IN SOLDER AREA OVER .000050 [1.27µm] MIN THICK NICKEL UNDERPLATE.
 SHIELD - .010[0.254] THICK COPPER ALLOY PLATED WITH .000050[1.27µm] MIN NICKEL, PCB GROUND TABS DIPPED WITH .000080[2.03µm] MIN TIN.
- 2 JACK CAVITY CONFORMS TO FCC RULES AND REGULATIONS, PART 68 SUBPART F.
- 3. ALL DIMENSIONS SHOWN ARE NOMINAL UNLESS OTHERWISE SPECIFIED.
- 4. ALL DIMENSIONS SHOWN IN BRACKETS [] ARE IN MILLIMETERS.
- 5 THIS HOLE IS REQUIRED FOR 557571-1.



SUGGESTED PC BOARD LAYOUT
 (COMPONENT SIDE)
 SEE APPLICATION SPECIFICATION

THIS DRAWING IS A CONTROLLED DOCUMENT.		DWN 15JUN2005 G. ATTADIA - DOCK5	3		3 GROUND TABS	557571-1
DIMENSIONS: INCHES		CHK 15JUN2005 J. WESTMAN	NO. OF HOLES		DESCRIPTION	PART NUMBER
TOLERANCES UNLESS OTHERWISE SPECIFIED:		APVD 15JUN2005 S. FLICKINGER	Tyco Electronics Corporation Harrisburg, Pa 17105-3608		Tyco Electronics Corporation	
0 PLC ± -		PRODUCT SPEC	NAME		MODULAR JACK ASSEMBLY, 4 PORT, 8 POSITION, RIGHT ANGLE, SHIELDED	
1 PLC ± -		APPLICATION SPEC	SIZE		RESTRICTED TO	
2 PLC ± .01[0.25]		108-1163	CAGE CODE		-	
3 PLC ± .005[0.13]		114-2048	DRAWING NO		-	
4 PLC ± -		WEIGHT	A2 00779		-	
ANGLES ± -		CUSTOMER DRAWING	SCALE 1:1		SHEET 1 OF 1	
FINISH		REV B				