



## Main

|  |                                  |
|--|----------------------------------|
| Range of Product                             | Harmony Electromechanical Relays |
| Series name                                  | Miniature                        |
| Product or Component Type                    | Plug-in relay                    |
| Device short name                            | RXM                              |
| Contacts type and composition                | 4 C/O                            |
| [Uc] control circuit voltage                 | 230 V AC 50/60 Hz                |
| [Ithe] conventional enclosed thermal current | 6 A -40...131 °F (-40...55 °C)   |
| Status LED                                   | With                             |
| Control Type                                 | Without lockable test button     |
| Utilisation coefficient                      | 20 %                             |

## Complementary

|  |   |
|--|---|
| Shape of pin                           | Flat  |
| [Ui] rated insulation voltage          | 250 V IEC<br>300 V CSA<br>300 V UL  |
| [Uimp] rated impulse withstand voltage | 2.5 kV 1.2/50 µs  |
| Contacts material                      | AgNi  |
| [Ie] rated operational current         | 3 A 28 V DC) NC IEC<br>3 A 250 V AC) NC IEC<br>6 A 28 V DC) NO IEC<br>6 A 250 V AC) NO IEC<br>6 A 277 V AC) UL<br>8 A 30 V DC) UL |
| Maximum switching voltage              | 250 V IEC   |
| Resistive rated load                   | 6 A 250 V AC<br>6 A 28 V DC   |
| Maximum switching capacity             | 1500 VA/168 W   |
| Minimum switching capacity             | 170 mW 10 mA, 17 V  |
| Operating rate                         | <= 1200 cycles/hour under load<br><= 18000 cycles/hour no-load  |
| Mechanical durability                  | 10000000 cycles   |
| Electrical durability                  | 100000 cycles resistive   |
| Average coil consumption in VA         | 1.2 60 Hz   |
| Average consumption                    | 1.2 VA 60 Hz  |
| Drop-out voltage threshold             | >= 0.15 Uc  |
| Operate time                           | 20 ms   |
| Release time                           | 20 ms   |
| Average coil resistance                | 15000 Ohm 20 °C +/- 15 %  |
| Rated operational voltage limits       | 184...253 V AC  |
| Safety reliability data                | B10d = 100000   |
| Protection category                    | RT I  |
| Test levels                            | Level A   |
| Operating position                     | Any position  |
| Net Weight                             | 0.08 lb(US) (0.037 kg)  |
| Device presentation                    | Complete product  |

## Environment

|                                       |  |
|---------------------------------------|--|
| Dielectric strength                   | 1300 V AC between contacts with micro disconnection<br>2000 V AC between coil and contact<br>2000 V AC between poles |
| Product Certifications                | UL<br>Lloyd's<br>GOST<br>CSA<br>CE   |
| Standards                             | UL 508<br>CSA C22.2 No 14<br>EN/IEC 61810-1  |
| Ambient Air Temperature for Storage   | -40...185 °F (-40...85 °C)   |
| Ambient air temperature for operation | -40...131 °F (-40...55 °C)   |
| Vibration resistance                  | 3 gn +/- 1 mm 10...150 Hz)5 cycles in operation<br>5 gn +/- 1 mm 10...150 Hz)5 cycles not operating                  |
| IP degree of protection               | IP40 conforming to EN/IEC 60529  |
| Shock resistance                      | 10 gnin operation<br>30 gnnot operating  |
| Pollution degree                      | 2  |

## Ordering and shipping details

|                       |                               |
|-----------------------|-------------------------------|
| Category              | 21127 - ZELIO ICE CUBE RELAYS |
| Discount Schedule     | CP2                           |
| GTIN                  | 3389119217316                 |
| Nbr. of units in pkg. | 1                             |
| Package weight(Lbs)   | 1.38 oz (39 g)                |
| Returnability         | No                            |
| Country of origin     | CN                            |

## Packing Units

|                              |                         |
|------------------------------|-------------------------|
| Unit Type of Package 1       | PCE                     |
| Package 1 Height             | 1.61 in (4.1 cm)        |
| Package 1 width              | 1.10 in (2.8 cm)        |
| Package 1 Length             | 0.83 in (2.1 cm)        |
| Unit Type of Package 2       | S01                     |
| Number of Units in Package 2 | 120                     |
| Package 2 Weight             | 10.68 lb(US) (4.845 kg) |
| Package 2 Height             | 5.91 in (15 cm)         |
| Package 2 width              | 5.91 in (15 cm)         |
| Package 2 Length             | 15.75 in (40 cm)        |
| Unit Type of Package 3       | S02                     |
| Number of Units in Package 3 | 220                     |
| Package 3 Weight             | 19.92 lb(US) (9.035 kg) |
| Package 3 Height             | 5.91 in (15 cm)         |
| Package 3 width              | 11.81 in (30 cm)        |
| Package 3 Length             | 15.75 in (40 cm)        |

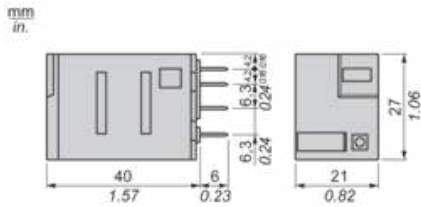
## Offer Sustainability

|                            |  |
|----------------------------|--|
| Sustainable offer status   | Green Premium product  |
| California proposition 65  | WARNING: This product can expose you to chemicals including: Nickel compounds, which is known to the State of California to cause cancer, and Di-isodecyl phthalate (DIDP), which is known to the State of California to cause birth defects or other reproductive harm. For more information go to <a href="http://www.P65Warnings.ca.gov">www.P65Warnings.ca.gov</a> |
| REACH Regulation           | <a href="#">REACH Declaration</a>  |
| REACH free of SVHC         | Yes  |
| EU RoHS Directive          | Pro-active compliance (Product out of EU RoHS legal scope) <a href="#">EU RoHS Declaration</a>   |
| Toxic heavy metal free     | Yes  |
| Mercury free               | Yes  |
| RoHS exemption information | <a href="#">Yes</a>  |
| China RoHS Regulation      | <a href="#">China RoHS Declaration</a>   |
| Environmental Disclosure   | <a href="#">Product Environmental Profile</a>  |
| WEEE                       | The product must be disposed on European Union markets following specific waste collection and never end up in rubbish bins.   |

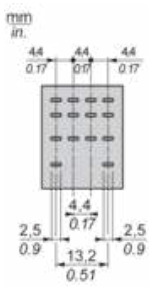
## Contractual warranty

|          |           |
|----------|-----------|
| Warranty | 18 months |
|----------|-----------|

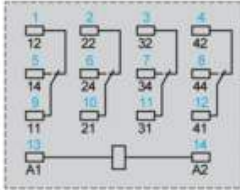

Dimensions



Pin Side View



## Wiring Diagram



Symbols shown in blue correspond to Nema marking.

Electrical Durability of Contacts

Durability (inductive load) = durability (resistive load) x reduction coefficient.

Resistive AC load



X Switching capacity (kVA)

Y Durability (Number of operating cycles)

A RXM2AB...

B RXM3AB...

C RXM4AB...

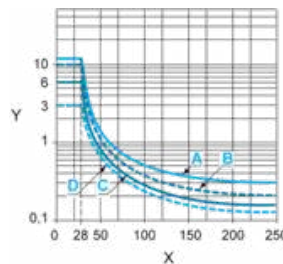
D RXM4GB...

Reduction coefficient for inductive AC load (depending on power factor  $\cos \phi$ )



Y Reduction coefficient (A)

Maximum switching capacity on resistive DC load



X Voltage DC

Y Current DC

A RXM2AB...

B RXM3AB...

C RXM4AB...

D RXM4GB...

Note : These are typical curves, actual durability depends on load, environment, duty cycle, etc.