





SmartPROTO Board

SmartPROTO board features female IDC10 connector and two prototyping areas which enable you place your own components and assemble an accessory board which can be connected with mikroElektronika development boards. First prototyping area features 8 lines with 5 prototyping pads, each of which is connected to one IDC10 pin. The other prototyping area is consisted of 15 double lines each with 5 pads. Additional power lines are provided too.



Technical Specifications

Applications

Place additional components onto prototyping area and quickly assemble custom accessory board for your development system.

Key features

- ▶ Female IDC10 header compatible with mikroE development boards.
- ▶ Two prototyping areas on-board.

Operating Voltage

Board can be used with both 3.3V and 5V systems.

Key Benefits

- ▶ Board is clearly marked, which makes it easier to connect with external electronics
- ▶ Flexible solution suitable for all MCU architectures

MIKROE-197

SmartPROTO Board