

10 9 8 7 6 5 4 3 2 1

F

E

D

C

B

A

F

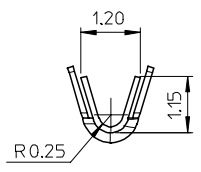
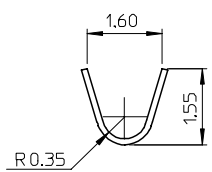
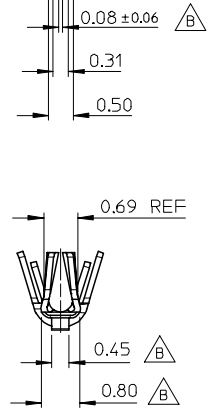
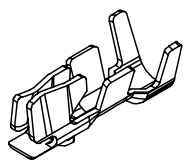
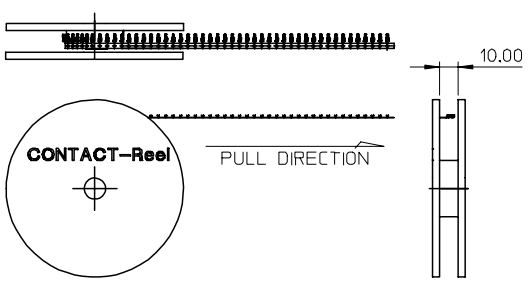
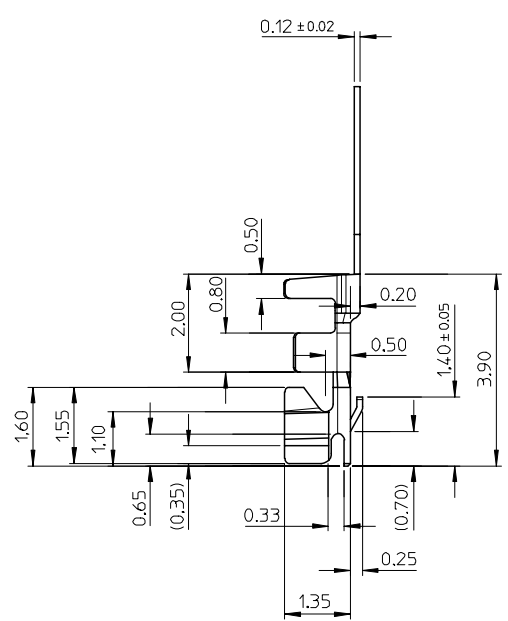
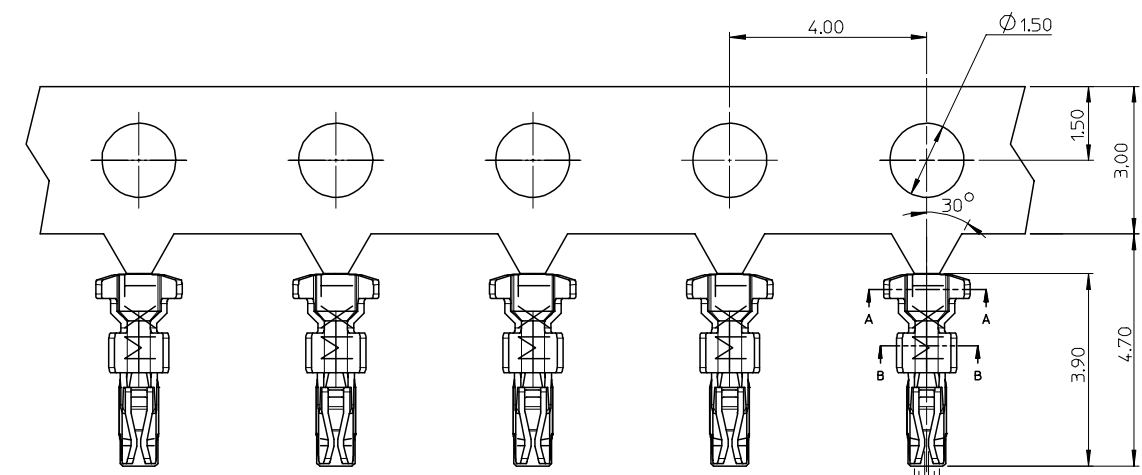
E

D

C

B

A



SECTION A-A
INSULATION BARREL

SECTION B-B
WIRE BARREL

- NOTES:
1. MATERIAL: PHOSPHOR BRONZE, THICKNESS: 0.12 mm.
 2. PLATING: SEE TABLE
 3. PRODUCT SPECIFICATION REFER TO PS-48226-001.
 4. CRIMPING SPECIFICATION REFER TO CS-48229-001.
 5. PACKAGING SPECIFICATION REFER TO PK-48229-001.
 6. TEST SUMMARY REFER TO TS-48226-001.
 7. APPLICABLE HOUSING: 48228 SERIES.
 8. LEAD-FREE AND RoHS COMPLIANT PRODUCT.

MOLEX PART NO.	PLATING
48229-0001	GOLD FLASH OVER ALL THICKNESS:0.025 MICROMETER MINIMUM NICKEL UNDERPLATED OVER ALL
48229-0002	TIN PLATED (MATT) OVERALL, THICKNESS=2.54 MICROMETER MINIMUM NICKEL UNDERPLATED OVER ALL
48229-0003	TIN PLATED (BRIGHT) OVERALL, THICKNESS=2.54 MICROMETER MINIMUM NICKEL UNDERPLATED OVER ALL

REVISED	DESCRIPTION
EC NO: SH20070165	2006/12/12
DRW:KXA001	2006/12/12
CHKD:	2006/12/12
APPR:WMSCHANG	2006/12/12

QUALITY SYMBOLS	DESCRIPTION
▽=0	
▽=0	

GENERAL TOLERANCES (UNLESS SPECIFIED)	
mm	INCH
4 PLACES ± ---	± ---
3 PLACES ± ---	± ---
2 PLACES ± 0.25	± ---
1 PLACE ± 0.25	± ---
ANGULAR ± 3 °	
DRAFT WHERE APPLICABLE MUST REMAIN WITHIN DIMENSIONS	

DIMENSION STYLE	
MM ONLY	
DRAWN BY	DATE
BERNIE	2006/04/24
CHECKED BY	DATE
ROGER TSAI	2006/04/24
APPROVED BY	DATE
ALLEN LIN	2006/04/24
MATERIAL NO.	
SEE TABLE	
SIZE	
A3	

SCALE	DESIGN UNITS	THIRD ANGLE PROJECTION
10:1	METRIC	
TITLE		
1.0 MM WIRE TO BOARD CONNECTOR TERMINAL		
MOLEX INCORPORATED		
DOCUMENT NO.	SHEET NO.	
SD-48229-001	1 OF 1	
THIS DRAWING CONTAINS INFORMATION THAT IS PROPRIETARY TO MOLEX INCORPORATED AND SHOULD NOT BE USED WITHOUT WRITTEN PERMISSION		

9 8 7 6 5 4 3 2 1