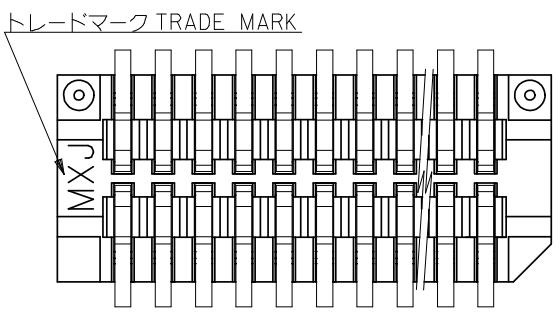
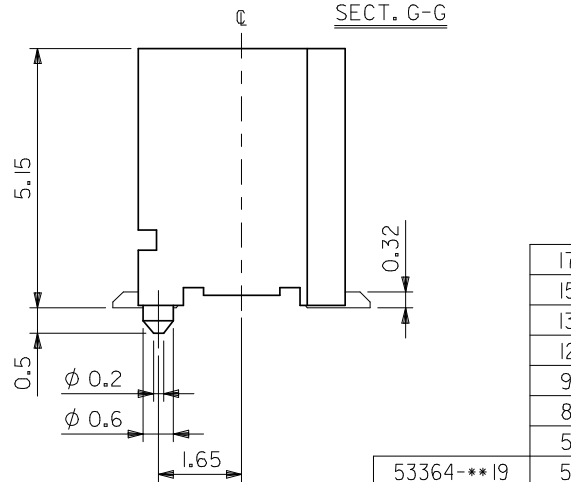
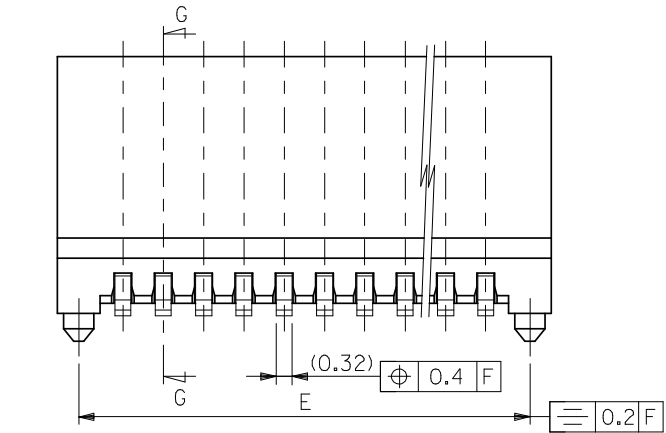


注記 NOTES

1. 嵌合相手: 52465 シリーズ
MATES WITH: 52465 SERIES
2. ウェハーの ϕ から隣接するピンの ϕ 迄の位置を示す。
SHOW POSITION FROM ϕ OF WAFER TO ϕ OF ADJACENT PINS.
3. 本製品は 53364-**17 の鉛フリー品である。
THIS PRODUCT IS LEAD FREE OF 53364-**17



53364-**19	E	D	C	B	A	MATERIAL NO.	極数	CKT.
MODEL NO.								

17.0	0.4	17.8	16.9	15.2	53364-4019	40
15.4	0.4	16.2	15.3	13.6	53364-3619	36
13.0	0.8	13.8	12.9	11.2	53364-3019	30
12.2	0.4	13.0	12.1	10.4	53364-2819	28
9.0	0.4	9.8	8.9	7.2	53364-2019	20
8.2	0.8	9.0	8.1	6.4	53364-1819	18
5.8	0.4	6.6	5.7	4.0	53364-1219	12
5.0	0.8	5.8	4.9	3.2	53364-1019	10

REVISED EC NO: J2008-3931 DRWN: MAKURAA 2008/05/26 CHKD: T. HARIYAMA 2008/05/26 APPR: NUKITA 2008/08/21	GENERAL TOLERANCES (UNLESS SPECIFIED)		DIMENSION STYLE MM ONLY		SCALE ---		DESIGN UNITS METRIC		THIRD ANGLE PROJECTION	
	10 UNDER	±0.2	DRAWN BY M. NABEI		DATE		TITLE		0.8 BOARD TO BOARD CONN. WAFER ASS ST.SMT -LEAD FREE- MOLEX INCORPORATED SD-53364-001 SHEET NO. 1 OF 1	
	10 OVER 30 UNDER	±0.25	CHECKED BY K. TOJO		DATE		DOCUMENT NO.			
	30 OVER	±0.3	APPROVED BY M. SASAO		DATE		SEE TABLE			
ANGULAR ±3 °		MATERIAL NO.		DOCUMENT NO.		SHEET NO.				
DRAFT WHERE APPLICABLE MUST REMAIN WITHIN DIMENSIONS		SIZE A3		THIS DRAWING CONTAINS INFORMATION THAT IS PROPRIETARY TO MOLEX INCORPORATED AND SHOULD NOT BE USED WITHOUT WRITTEN PERMISSION						