

PRODUCT NUMBER
SEE TABLE

PUSH TO
INSTALL

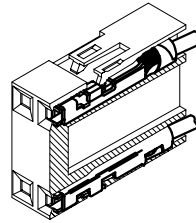


FIGURE 1
NOTE 3

TO TEST LATCH
RETENTION

HAND TOOL HT-80

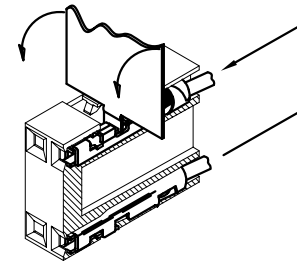


FIGURE 2
NOTE 4

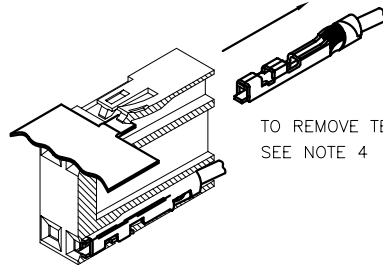
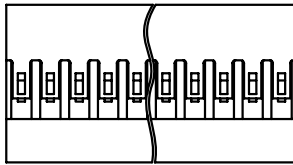
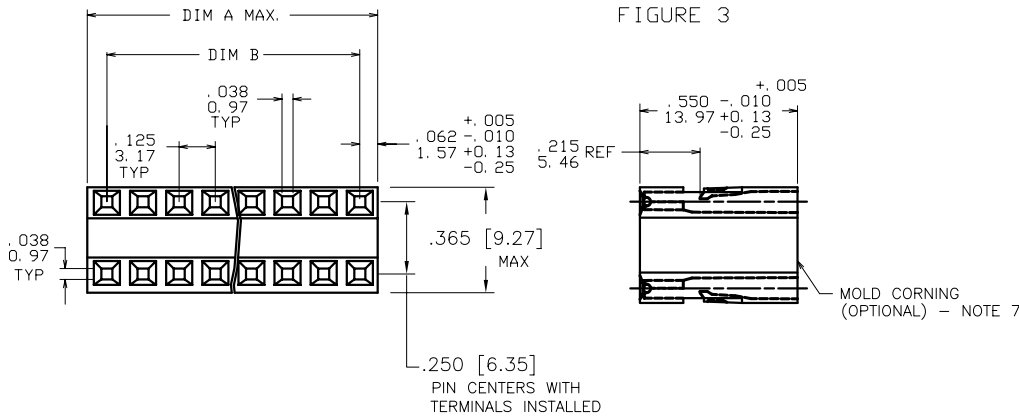


FIGURE 3

TO REMOVE TERMINAL
SEE NOTE 4

NOTES:

- ①. MOLDING MATERIAL: MODIFIED POLYPHENYLENE ETHER, COLOR: BLACK, MEETING UL 94V-0.
- ②. PIN LENGTH TO BE .210/5.33 MIN. RECOMMENDED PIN LENGTH IS .225±0.015 [5.72±0.38].
- ③. TO LATCH TERMINAL PUSH AS SHOWN IN FIGURE 1. BE SURE THAT LATCH SNAPS DOWN.
- ④. TO REMOVE TERMINAL; PUSH TERMINAL FORWARD, LIFT LATCH WITH HAND TOOL AS SHOWN IN FIGURES 2 & 3. DAMAGE TO LATCH MAY OCCUR IF LIFTED MORE THAN A 25° ANGLE TO THE TOP OF HOUSING.
- ⑤. SEE MINI PV™ TERMINAL TA-75 FOR CORRECT CRIMP HEIGHT FOR EACH DIFFERENT WIRE SIZE. IF THIS SPECIFICATION IS NOT MET LATCHING WILL NOT BE SATISFACTORY. PRODUCT SPECIFICATION: BUS-12-067.
- ⑥. THIS HOUSING IS INTENDED FOR USE WITH MINI PV™ TERMINAL WITH 22-36 GAUGE WIRE.
- ⑦. MOLDING IS PRIMARY MANUFACTURING METHOD. SOLVENT BONDING IS OPTIONAL.
- ⑧. PRODUCT MEETS EUROPEAN UNION DIRECTIVES AND OTHER COUNTRY REGULATIONS AS DESCRIBED IN GS-22-008.
- ⑨. THE PRODUCT IS NOT INTENDED TO BE EXPOSED TO MANUFACTURING SOLDER PROCESS.



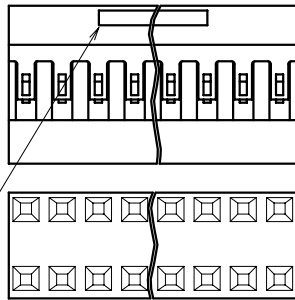
FCIconnect.com

Copyright FCI

mat'l. code SEE NOTE 1				surface	tolerance	projection	product family
J v51043 LSS 1995-09-20				tolerances unless otherwise specified			PV HOUSINGS
K v03-1357 PJ 2004-02-06	angles	linear	XX+01/XX-3	INCH/MM		title	
L v05-0713 DAI 2005-07-28	0°±2'		XXX+005/XXX-13	scale 2:1		MINI LATCH HOUSING DR	
M v06-0419 HTB 2006-05-02	dr	L. SANDERS	XXXX+0020/XXX+051			.125 [3.18] X .250 [6.35] CC	
N v07-0492 HTB 2007-07-27	engr	T. HANNA				dwg no sheet 1 of 3 size	
	chr	T. BREWBAKER				65352 A3	
	appd	T. BREWBAKER				type Product Customer Drawing	
sheet	revision	N	N	N			
index	sheet	1	2	3			

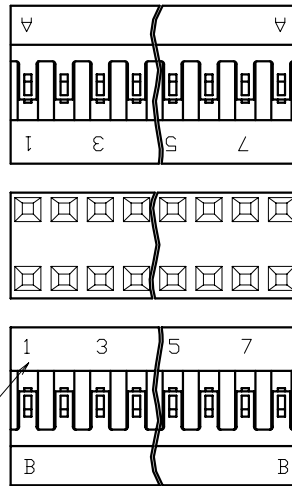
PRODUCT NUMBER
SEE TABLE

STYLE A



STAMP .060/1.52 HIGH
CHARACTERS

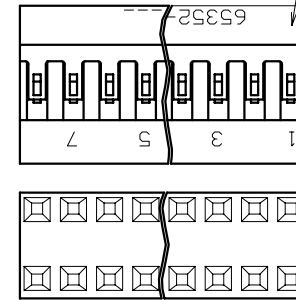
STYLE B



MARK 1,3,5,7,ETC LETTERS
AS SHOWN .060/1.52 HIGH
CHARACTERS BOTH SIDES.
ALSO MARK "A" ON FIRST
AND LAST POS OF ONE SIDE
AND "B" ON FIRST AND LAST
POS OF THE OTHER AS
SHOWN

STYLE C

NOTE 16



MARK COMPANY LOGO, PART NO,
AND CAVITY NO APPROX AS
SHOWN, IN WHITE .060/1.52
HIGH CHARACTERS, ON HOUSINGS
WITH 10 OR MORE CAVITIES. ON
HOUSINGS WITH LESS THAN 10
CAVITIES, MARK CAVITY
NUMBERS ONLY.



Copyright FCJ

mat'l. code SEE NOTE 1				surface ✓	tolerance	projection ⊕	product family PV HOUSINGS
ltr	ecr no	dr	date	tolerances unless otherwise specified		INCH/MM	title
N				angles	linear	scale 1:1	MINI LATCH HOUSING DR
				0°±2'	xxx+01/xx+3 xxx+05/xx+13 xxxx+0020/xxx+051		.125 [3.18] X .250 [6.35]CC
				dr	L. SANDERS 2005-09-26	FCJ	dwg no 65352
				engr	T. HANNA 2005-09-26		sheet 2 of 3
				chr	T. BREWBAKER 2005-09-26		size A3
				appd	T. HANNA 2005-09-26		type Product Customer Drawing
sheet	revision						
index	sheet						

PRODUCT NO.	NO OF POS	DIM A MAX	DIM B
65352-001LF	2 X 36	4.500/114.30	4.375/111.13
65352-002LF	2 X 35	4.375/111.13	4.250/107.95
65352-003LF	2 X 34	4.250/107.95	4.125/104.78
65352-004LF	2 X 33	4.125/104.78	4.000/101.60
65352-005LF	2 X 32	4.000/101.60	3.875/98.43
65352-006LF	2 X 31	3.875/98.43	3.750/95.25
65352-007LF	2 X 30	3.750/95.25	3.625/92.08
65352-008LF	2 X 29	3.625/92.08	3.500/88.90
65352-009LF	2 X 28	3.500/88.90	3.375/85.73
65352-010LF	2 X 27	3.375/85.73	3.250/82.55
65352-011LF	2 X 26	3.250/82.55	3.125/79.38
65352-012LF	2 X 25	3.125/79.38	3.000/76.20
65352-013LF	2 X 24	3.000/76.20	2.875/73.03
65352-014LF	2 X 23	2.875/73.03	2.750/69.85
65352-015LF	2 X 22	2.750/69.85	2.625/66.68
65352-016LF	2 X 21	2.625/66.68	2.500/63.50
65352-017LF	2 X 20	2.500/63.50	2.375/60.33
65352-018LF	2 X 19	2.375/60.33	2.250/57.15
65352-019LF	2 X 18	2.250/57.15	2.125/53.98
65352-020LF	2 X 17	2.125/53.98	2.000/50.80
65352-021LF	2 X 16	2.000/50.80	1.875/47.63
65352-022LF	2 X 15	1.875/47.63	1.750/44.45
65352-023LF	2 X 14	1.750/44.45	1.625/41.28
65352-024LF	2 X 13	1.625/41.28	1.500/38.10
65352-025LF	2 X 12	1.500/38.10	1.375/34.93
65352-026LF	2 X 11	1.375/34.93	1.250/31.75
65352-027LF	2 X 10	1.250/31.75	1.125/28.58
65352-028LF	2 X 9	1.125/28.58	1.000/25.4
65352-029LF	2 X 8	1.000/25.4	.875/22.23
65352-030LF	2 X 7	.875/22.23	.750/19.05
65352-031LF	2 X 6	.750/19.05	.625/15.88
65352-032LF	2 X 5	.625/15.88	.500/12.7
65352-033LF	2 X 4	.500/12.7	.375/9.53
65352-034LF	2 X 3	.375/9.53	.250/6.35
65352-035LF	2 X 2	.250/6.35	.125/3.18

PRODUCT NO.	NO OF POS	DIM K MAX	DIM L	SPECIAL MARKING	SPECIAL MISC	CUSTOMER RESTRICTED
65352-036LF	2 X 10	1.250/31.75	1.125/28.58	STYLE A	x	x
65352-037LF	2 X 20	2.500/63.5	2.375/60.33	STYLE A	x	x
65352-038LF	2 X 20	2.500/63.5	2.375/60.33	STYLE B		x
65352-039LF	2 X 22	2.750/69.85	2.625/66.68	STYLE B		x
65352-040LF	2 X 13	1.625/41.28	1.500/38.1	STYLE B		x
65352-041LF	2 X 12	1.500/38.1	1.375/34.93	STYLE B		x
65352-042LF	2 X 9	1.125/28.58	1.000/25.4	STYLE B		x
65352-043LF	2 X 14	1.750/44.45	1.625/41.28	STYLE A	x	x
65352-044LF	2 X 14	1.750/44.45	1.625/41.28	STYLE C		



FCconnect.com

Copyright FCJ

mat'l. code		surface		tolerance		projection		product family	
SEE NOTE 1		✓				⊕		PV HOUSINGS	
ltr	ecr no	dr	date	tolerances unless otherwise specified		INCH/MM		title	
N				angles	linear	.XX+01/XX+3		MINI LATCH HOUSING DR	
						.XXX+005/XXX+13		.125 [3.18] X .250 [6.35]CC	
				0'±2'		XXXX+0020/XXX+051		scale 1:1	
		dr	L. SANDERS	1995-09-19			FCJ		dwg no
		enr	T. HANNA	1995-09-19					sheet 3 of 3
		chr	T. BREWBAKER	1995-09-19					size
		appd	T. HANNA	1995-09-19					A3
sheet	revision								type
index	sheet								Product Customer Drawing