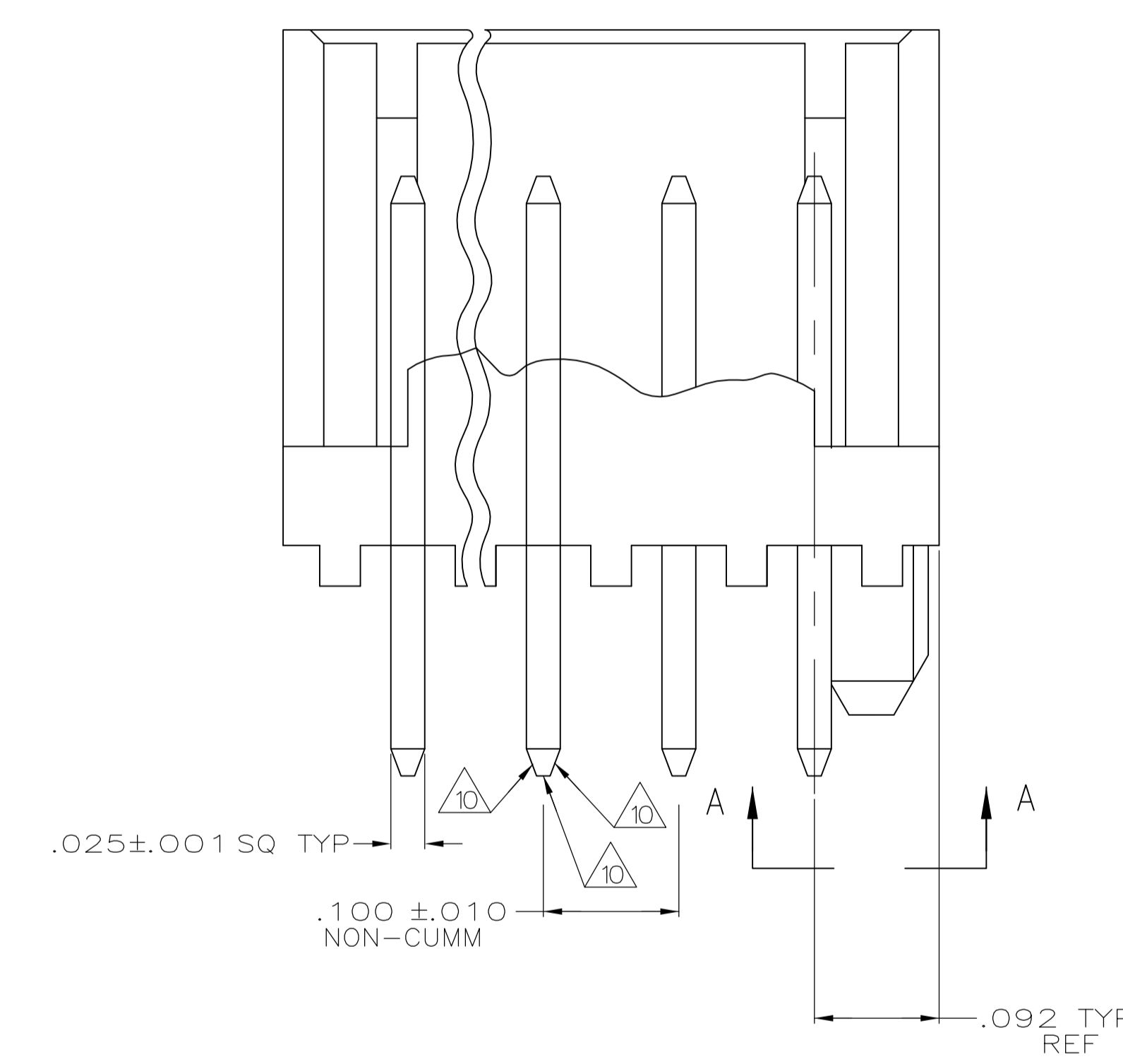
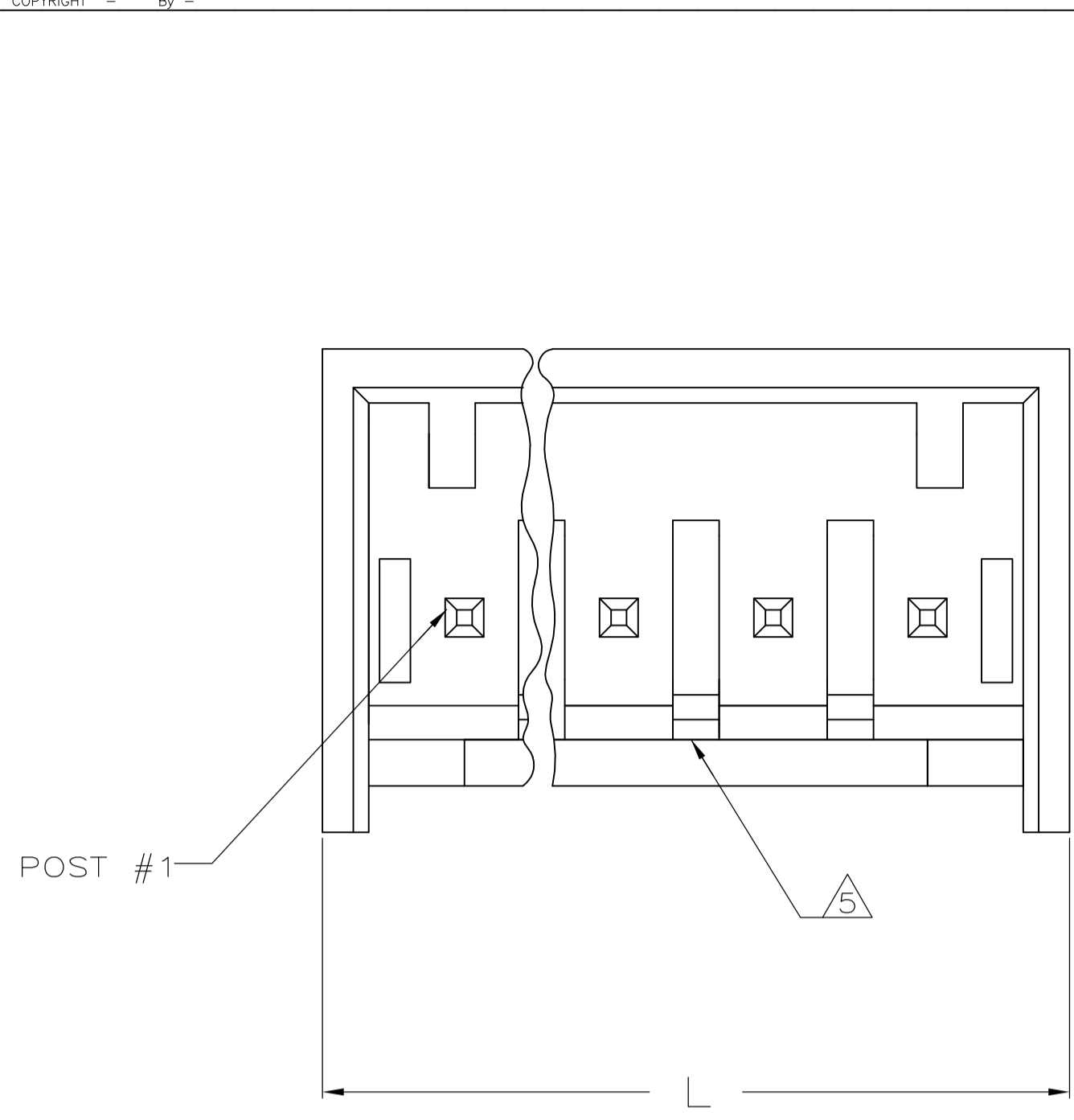
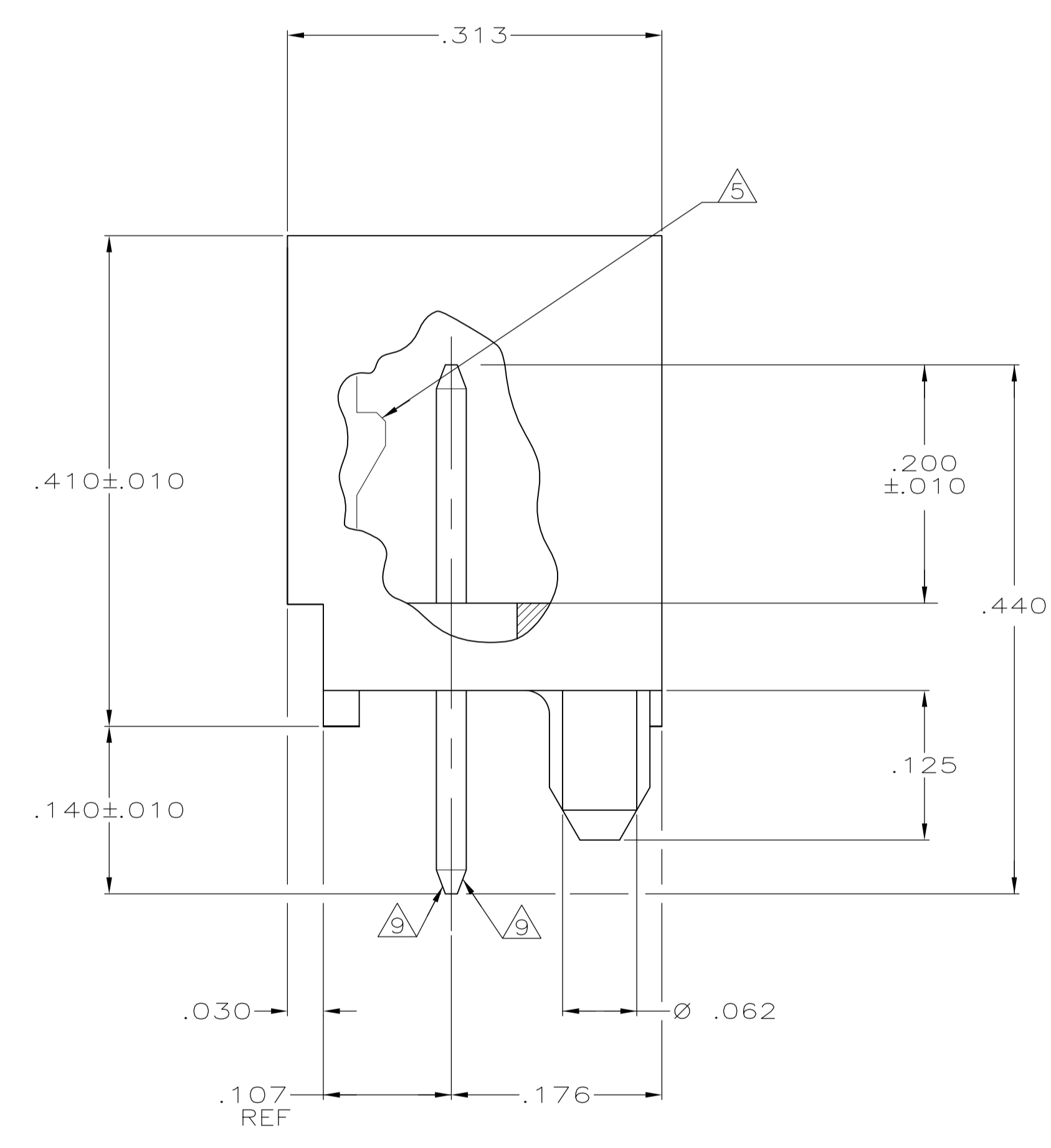
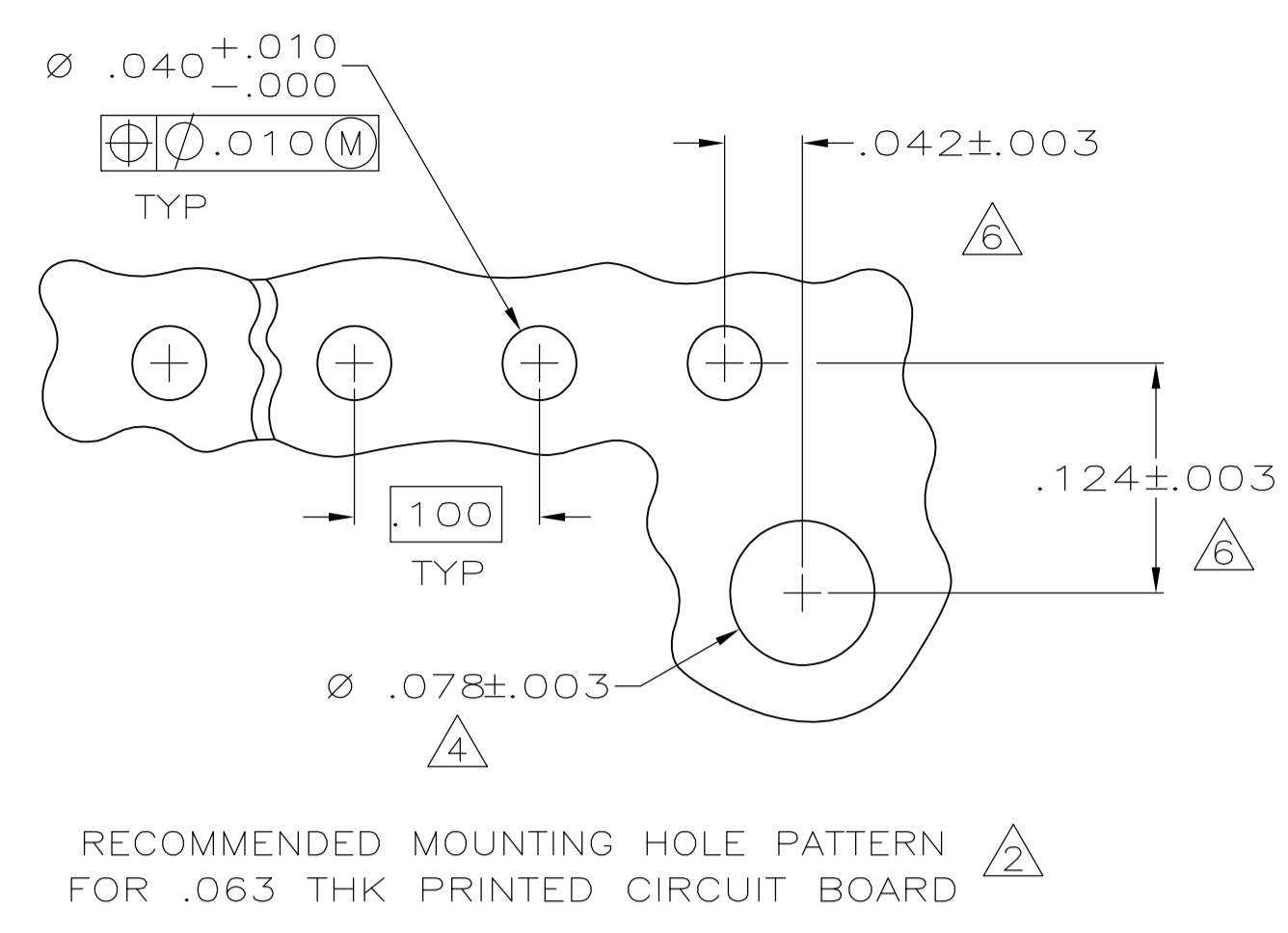
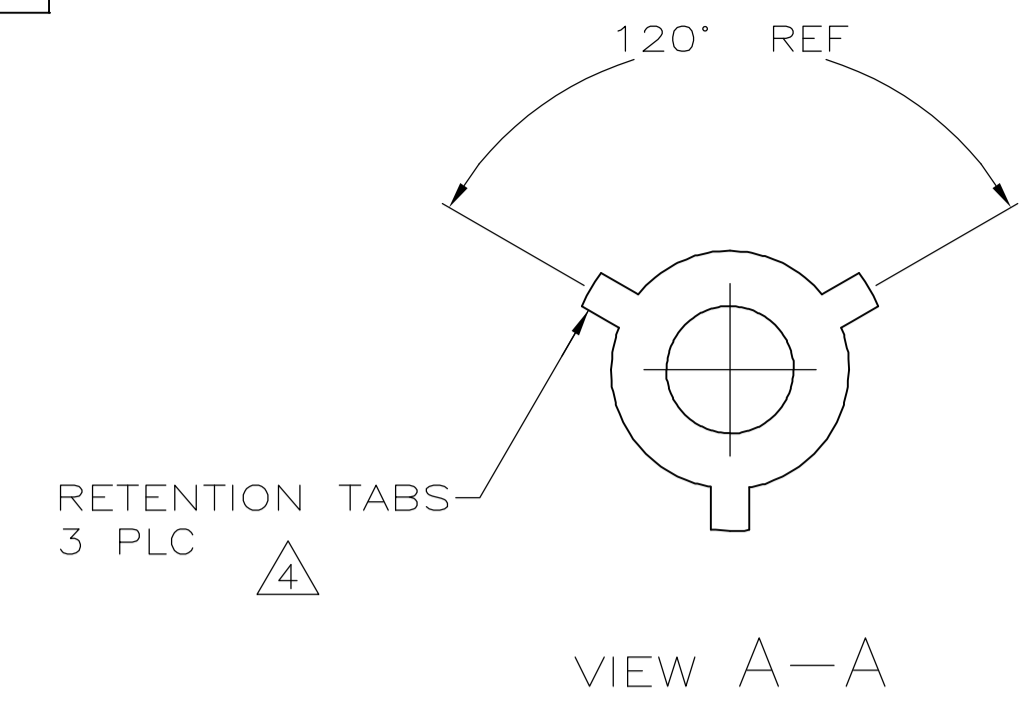


LOC		DIST		REVISIONS			
CM	00	P	LTR	DESCRIPTION	DATE	DMN	APVD
L				REVISED PER ECO-13-008064	13MAY13	DZ	YHM



	.040	1.02	.124	3.15	—	—
	.030	0.76	.107	2.72	.440	11.18
	.025	0.64	.100	2.54	.410	10.41
	.010	0.25	.092	2.34	.313	7.95
	.005	0.13	.078	1.98	.200	5.08
	.003	0.08	.063	1.6	.176	4.47
	.001	0.03	.062	1.57	.140	3.56
	.000	0	.042	1.07	.125	3.18
	IN	MM	IN	MM	IN	MM

CONVERSION TABLE



- 1 MATERIAL: HEADER- POLYESTER UL94V-0 (BLACK)
POST- COPPER ALLOY.
- 2 SOLDER SIDE OF P.C. BOARD SHOWN.
- 3 PARTS COMPLY WITH AMP SOLDERABILITY SPEC 109-11-12.
- 4 THE RETENTION TABS PROVIDE A ONE-TIME INTERFERENCE FIT IN THE .078 DIAMETER BOARD HOLE FOR HEADER ASSEMBLY RETENTION DURING SOLDERING.
- 5 LATCH DETENT FEATURE OCCURS 2 PLACES ON EACH END (MAXIMUM OF FOUR PER PART). FOR 2 THRU 5 CIRCUIT HEADERS, LATCH FEATURE OCCURS BETWEEN EACH CIRCUIT.
- 6 COORDINATE DIMENSION APPLIES FROM CENTER OF ACTUAL FEATURE.
- 7 POST: 100% MATTE TIN PLATED.
- 8 UL RECOGNIZED (UR) LOGO AND CSA LOGO WILL APPEAR ON THE SIDE OF THE PART. THE AMP LOGO MAY APPEAR ON THE SIDE OR ON BOTTOM OF PART.
- 9 TWO SIDES OF TAPER, AS SHOWN, MUST BE PLATED. TYPICAL, BOTH ENDS.
- 10 TWO SIDES OF TAPER, AS SHOWN, AND TIP MAY BE UNPLATED. TYPICAL, BOTH ENDS.
- 11 POST: MATTE TIN-LEAD (93/7) PLATED.

SUPERSEDED BY 3-644486-4
SUPERSEDED BY 3-644486-3
SUPERSEDED BY 3-644486-2
SUPERSEDED BY 3-644486-1
SUPERSEDED BY 3-644486-0
SUPERSEDED BY 2-644486-9
SUPERSEDED BY 2-644486-8
SUPERSEDED BY 2-644486-7
SUPERSEDED BY 2-644486-6
SUPERSEDED BY 2-644486-5
SUPERSEDED BY 2-644486-4
SUPERSEDED BY 2-644486-3
SUPERSEDED BY 2-644486-2

1.484	37.69	14	3-644486-4
1.384	35.15	13	3-644486-3
1.284	32.61	12	3-644486-2
1.184	30.07	11	3-644486-1
1.084	27.53	10	3-644486-0
.984	24.99	9	2-644486-9
.884	22.45	8	2-644486-8
.784	19.91	7	2-644486-7
.684	17.37	6	2-644486-6
.584	14.83	5	2-644486-5
.484	12.29	4	2-644486-4
.384	9.75	3	2-644486-3
.284	7.21	2	2-644486-2

SUPERSEDED BY 3-644486-4
SUPERSEDED BY 3-644486-3
SUPERSEDED BY 3-644486-2
SUPERSEDED BY 3-644486-1
SUPERSEDED BY 3-644486-0
SUPERSEDED BY 2-644486-9
SUPERSEDED BY 2-644486-8
SUPERSEDED BY 2-644486-7
SUPERSEDED BY 2-644486-6
SUPERSEDED BY 2-644486-5
SUPERSEDED BY 2-644486-4
SUPERSEDED BY 2-644486-3
SUPERSEDED BY 2-644486-2

LEADFREE	FINISH	IN	MM	NO OF POSITIONS	PART NUMBER
		L		HEADER ASSEMBLY	

THIS DRAWING IS A CONTROLLED DOCUMENT.

DIN S. CARPENTER 27MAY2003
CHK: D. ROSSI 28MAY2003
APVD: D. ROSSI 28MAY2003
NAME: MTA-100 SHROUDED HEADER ASSEMBLY, FRICTION LOCK, STRAIGHT POST, TIN OR TIN LEAD PLATED

APPLIC. SPEC: PRODUCT SPEC

SIZE: A1
CASE CODE: 00779
DRAWING NO: 644486
RESTRICTED TO: CUSTOMER DRAWING

SCALE: 10:1
SHEET: 1 of 1
REV: L

