

953118-1 ✓ ACTIVE

MQS

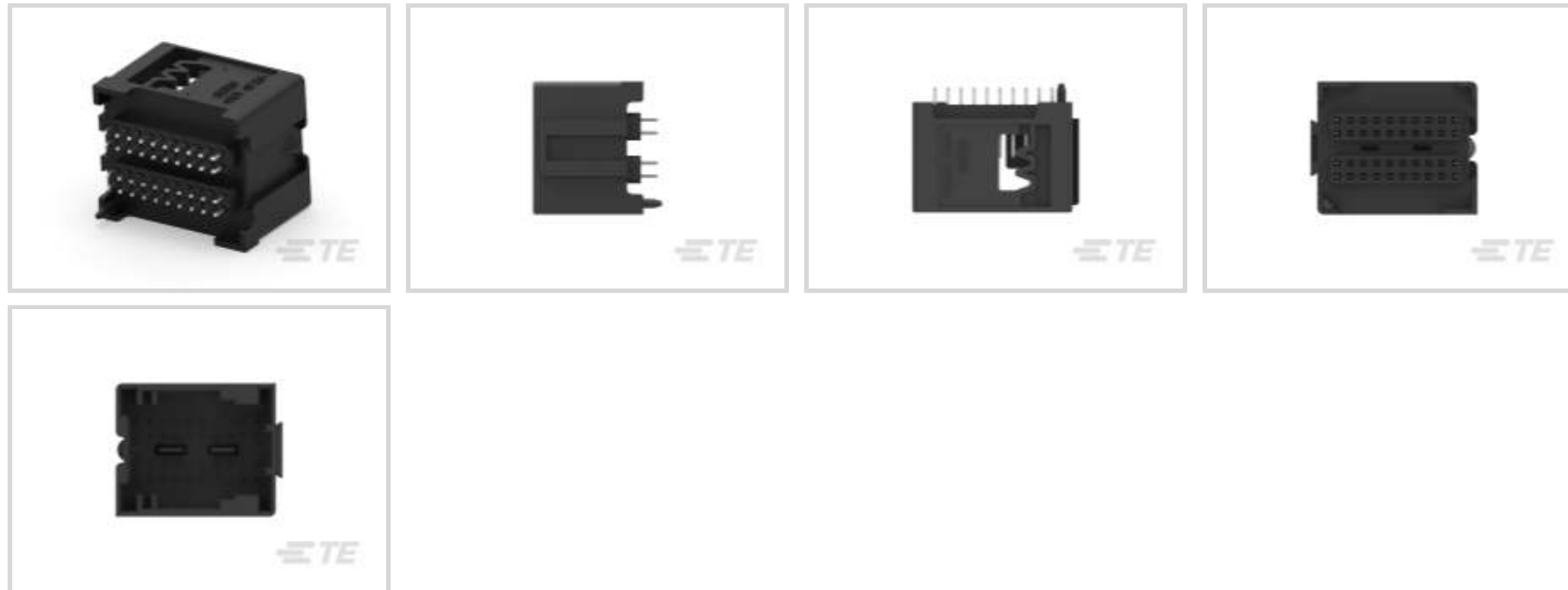
TE Internal #: 953118-1

PCB Mount Header, Vertical, Wire-to-Board, 40 Position, 2.54 mm [.1 in] Centerline, Fully Shrouded, Tin, Through Hole - Solder, Signal, Black, MQS

[View on TE.com >](#)



Connectors > PCB Connectors > PCB Headers & Receptacles > Signal Header



Connector System: **Wire-to-Board**

Number of Positions: **40**

Centerline (Pitch): **2.54 mm [.1 in]**

Sealable: **No**

PCB Mount Orientation: **Vertical**

[All Signal Header \(446\)](#)

Features

Product Type Features

Hybrid Header	No
Connector Shape	Rectangular
PCB Connector Assembly Type	PCB Mount Header
Header Type	Fully Shrouded
Connector System	Wire-to-Board
Sealable	No
Connector & Contact Terminates To	Printed Circuit Board

Configuration Features

Number of Sections	1
Number of Signal Positions	40
Number of Positions	40
PCB Mount Orientation	Vertical
Number of Rows	4



Electrical Characteristics

Nominal Voltage Architecture	12 V
Operating Voltage	12 VDC

Body Features

Primary Product Color	Black
Connector & Keying Code	1

Contact Features

Contact Size	.63mm
Contact Type	Tab
Mating Tab Width	.63 mm[.025 in]
Mating Tab Thickness	.63 mm[.025 in]
Contact Mating Area Plating Material	Tin

Termination Features

Termination Method to Printed Circuit Board	Through Hole - Solder
---------------------------------------------	-----------------------

Mechanical Attachment

Mounting Holes	Without
Mating Retention	With
Mating Alignment	With
PCB Mount Alignment	With
Panel Mount Feature	Without
PCB Mount Retention	Without
Mating Retention Type	Locking Interface

Housing Features

Centerline (Pitch)	2.54 mm[.1 in]
--------------------	----------------

Dimensions

Connector Length	32.5 mm[1.28 in]
Connector Width	25.9 mm[1.02 in]
PCB Thickness (Recommended)	1.6 mm[.063 in]
Profile Height from PCB	21.5 mm[.846 in]

Usage Conditions

Operating Temperature (Max)	65 °C, 70 °C, 75 °C, 80 °C, 85 °C[149 °F][158 °F][167 °F][176 °F][185 °F]
-----------------------------	---------------------------------------------------------------------------



Operating Temperature Range	-40 – 85 °C[-40 – 185 °F]
-----------------------------	---------------------------

Operation/Application

Shielded	No
Circuit Application	Signal

Industry Standards

UL Flammability Rating	UL 94HB
------------------------	---------

Packaging Features

Packaging Type	Tray
Packaging Quantity	432

Other

Interface Number	208-15554
------------------	-----------

Product Compliance

[For compliance documentation, visit the product page on TE.com>](#)

EU RoHS Directive 2011/65/EU	Compliant
EU ELV Directive 2000/53/EC	Compliant
China RoHS 2 Directive MIIT Order No 32, 2016	No Restricted Materials Above Threshold
EU REACH Regulation (EC) No. 1907/2006	Current ECHA Candidate List: JUNE 2023 (235) Candidate List Declared Against: JAN 2023 (233) Does not contain REACH SVHC
Halogen Content	Low Halogen - Br, Cl, F, I < 900 ppm per homogenous material. Also BFR/CFR/PVC Free
Solder Process Capability	Wave solder capable to 240°C

Product Compliance Disclaimer

This information is provided based on reasonable inquiry of our suppliers and represents our current actual knowledge based on the information they provided. This information is subject to change. The part numbers that TE has identified as EU RoHS compliant have a maximum concentration of 0.1% by weight in homogenous materials for lead, hexavalent chromium, mercury, PBB, PBDE, DBP, BBP, DEHP, DIBP, and 0.01% for cadmium, or qualify for an exemption to these limits as defined in the Annexes of Directive 2011/65/EU (RoHS2). Finished electrical and electronic equipment products will be CE marked as required by Directive 2011/65/EU. Components may not be CE marked. Additionally, the part numbers that TE has identified as EU ELV compliant have a maximum concentration of 0.1% by weight in homogenous materials for lead, hexavalent chromium, and mercury, and 0.01% for cadmium, or qualify for an exemption to these limits as defined in the Annexes of Directive 2000/53/EC (ELV). Regarding the REACH Regulation, the information TE provides on SVHC in articles for this part number is based on the latest European Chemicals Agency (ECHA) 'Guidance on requirements for substances in articles' posted at this URL: <https://echa.europa.eu/guidance-documents/guidance-on-reach>

Compatible Parts

TE Part # 953122-1
40W MQS COVER ASSY (15D)

TE Part # 953117-1
40W MQS STRAIGHT HDR HSG

Also in the Series | MQS

Automotive Connector Caps & Covers (139)

Automotive Connector EMC Shielding (3)

Automotive Connector Locks & Position Assurance(30)

Automotive Housings(506)

Automotive Seals & Cavity Plugs(27)

Automotive Terminals(104)

Insertion & Extraction Tools(42)

Other Automotive Connector Accessories(14)

PCB Headers & Receptacles(214)

Customers Also Bought



TE Part #828801-6
Low & Medium Power Header



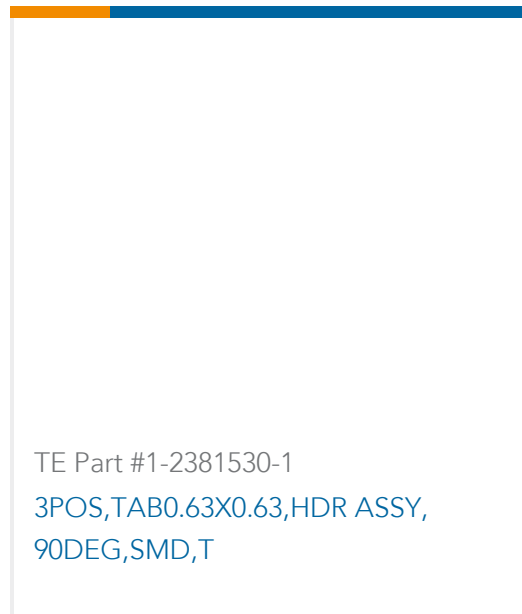
TE Part #1743284-1
Signal Header



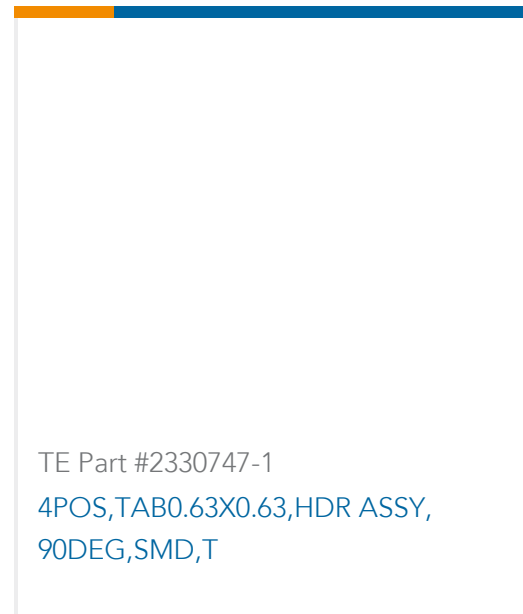
TE Part #1743447-2
ACTION PIN FOR 1.2mm TAB



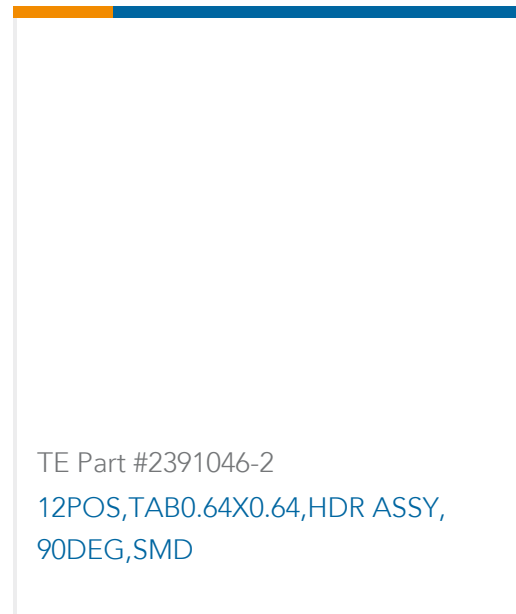
TE Part #368298-2
MINI FUSE REC CONT(BOX TYPE)



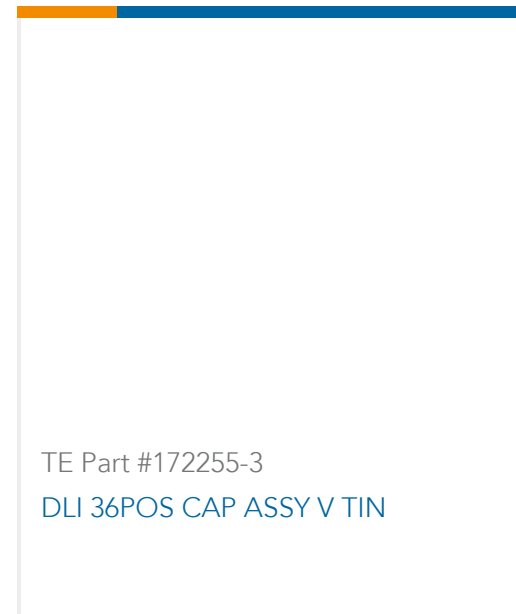
TE Part #1-2381530-1
3POS,TAB0.63X0.63,HDR ASSY,
90DEG,SMD,T



TE Part #2330747-1
4POS,TAB0.63X0.63,HDR ASSY,
90DEG,SMD,T



TE Part #2391046-2
12POS,TAB0.64X0.64,HDR ASSY,
90DEG,SMD



TE Part #172255-3
DLI 36POS CAP ASSY V TIN

Documents

Product Drawings

40pos MQS .63 header 180deg

French

CAD Files

3D PDF

3D

Customer View Model

[ENG_CVM_CVM_953118-1_A_c-953118-1-a.2d_dxf.zip](#)

English

Customer View Model

[ENG_CVM_CVM_953118-1_A_c-953118-1-a.3d_igs.zip](#)

English

Customer View Model

[ENG_CVM_CVM_953118-1_A_c-953118-1-a.3d_stp.zip](#)

English

By downloading the CAD file I accept and agree to the [Terms and Conditions](#) of use.

Product Specifications

EMBASE 40 VOIES SORTIES DROITES A SOUDER SUR CARTE IMPRIMEE

English

Product Specification

English