

Data sheet | Item number: 2000-5477

4-conductor sensor supply terminal block; with ground contact; with colored conductor entries; 1 mm²; Push-in CAGE CLAMP®; 1,00 mm²; orange



www.wago.com/2000-5477



Color:



Subject to changes. Please also observe the further product documentation!

WAGO GmbH & Co. KG
Hansastr. 27
32423 Minden
Phone: +49571 887-0 | Fax: +49571 887-169
Email: info.de@wago.com | Web: www.wago.com

Do you have any questions about our products?
We are always happy to take your call at +49 (571) 887-44222.



Item description

3.5 mm spacing per signal (2 x 3.5 mm = 7 mm)

The double spacing per pole of this terminal block series maximizes connectivity. For example, ten sensors may be connected using only five sensor terminal blocks plus a power supply terminal block.

Data

Electrical data

Ratings per IEC/EN

Ratings per

IEC/EN 60947-7-1

Subject to changes. Please also observe the further product documentation!

WAGO GmbH & Co. KG

Hansastr. 27

32423 Minden

Phone: +49571 887-0 | Fax: +49571 887-169

Email: info.de@wago.com | Web: www.wago.com

Do you have any questions about our products?

We are always happy to take your call at +49 (571) 887-44222.



Nominal voltage (III/3)	250 V
Rated current	13.5 A
Legend (ratings)	(III / 3) $\hat{=}$ Overvoltage category III / Pollution degree 3

Ratings per UL

Approvals per	UL 1059
Rated voltage UL (Use Group B)	300 V
Rated current UL (Use Group B)	15 A
Rated voltage UL (Use Group D)	300 V
Rated current UL (Use Group D)	15 A

Ratings per CSA

Approvals per	CSA 22.2 No 158
Rated voltage CSA (Use Group C)	300 V
Rated current CSA (Use Group C)	10 A

Power Loss

Power loss, per pole (potential)	0.434 W
Rated current I_N for specified power loss	13.5 A
Resistance value for specified, current-dependent power loss	0.002 Ω

Connection data

Connection points	10
Total number of potentials	5
Number of levels	4
Number of jumper slots	4
Number of jumper slots (rank)	3

Connection 1

Connection technology	Push-in CAGE CLAMP®
Actuation type	Operating tool
Connectable conductor materials	Copper Copper
Nominal cross-section	1 mm ²
Solid conductor	0.14 ... 1.5 mm ² / 24 ... 16 AWG
Solid conductor; push-in termination	0.5 ... 1.5 mm ² / 20 ... 16 AWG

Subject to changes. Please also observe the further product documentation!



Fine-stranded conductor	0.14 ... 1.5 mm ² / 24 ... 16 AWG
Fine-stranded conductor; with insulated ferrule	0.14 ... 0.75 mm ² / 24 ... 18 AWG
Fine-stranded conductor; with ferrule; push-in termination	0.5 ... 0.75 mm ² / 20 ... 18 AWG
Note (conductor cross-section)	Depending on the conductor characteristic, a conductor with a smaller cross-section can also be inserted via push-in termination.
Strip length	9 ... 11 mm / 0.35 ... 0.43 inches
Wiring direction	Front-entry wiring

Physical data

Width	7 mm / 0.276 inches
Height	97.3 mm / 3.831 inches
Depth from upper-edge of DIN-rail	52.4 mm / 2.063 inches

Mechanical Data

Mounting type	DIN-35 rail DIN-35 rail
Marking level	Center/side marking

Material Data

Note (material data)	Information on material specifications can be found here
Color	orange
Material group	I
Insulation material	Polyamide (PA66)
Flammability class per UL94	V0
Fire load	0.313 MJ
Weight	21.4 g

Environmental requirements

Processing temperature	-35 ... +85 °C
Continuous operating temperature	-60 ... +105 °C

Commercial data

eCl@ss 10.0	27-14-11-28
eCl@ss 9.0	27-14-11-28
ETIM 8.0	EC000900

Subject to changes. Please also observe the further product documentation!

WAGO GmbH & Co. KG
Hansastr. 27
32423 Minden
Phone: +49571 887-0 | Fax: +49571 887-169
Email: info.de@wago.com | Web: www.wago.com

Do you have any questions about our products?
We are always happy to take your call at +49 (571) 887-44222.



ETIM 7.0	EC000900
PU (SPU)	15 pcs
Packaging type	Box
Country of origin	DE
GTIN	4055143480260
Customs tariff number	85369010000

Environmental Product Compliance

RoHS Compliance Status	Compliant, No Exemption
------------------------	-------------------------

Approvals / Certificates

General approvals

Logo	Approval	Additional Approval Text	Certificate name
	CCA DEKRA Certification B.V.	EN 60947	NTR NL 7962
	CSA DEKRA Certification B.V.	C22.2	2130762
	KEMA/KEUR DEKRA Certification B.V.	EN 60947	71- 125928
	UL Underwriters Laboratories Inc.	UL 1059	E45172

Declarations of conformity and manufacturer's declarations

Logo	Approval	Additional Approval Text	Certificate name
	EU-Declaration of Conformity WAGO GmbH & Co. KG	-	-
	Railway WAGO GmbH & Co. KG	-	Railway Ready
	UK-Declaration of Conformity WAGO GmbH & Co. KG	-	-

Required accessories

End plate

End plate	
Item no.: 2000-5491	www.wago.com/2000-5491
End and intermediate plate; 1 mm thick; for 4-conductor terminal blocks; gray	

Subject to changes. Please also observe the further product documentation!



Optional accessories

Marking accessories

Marking strip		
Item no.: 2009-110	Marking strips; for Smart Printer; on reel; not stretchable; plain; snap-on type; white	www.wago.com/2009-110
Marker carrier		
Item no.: 2000-121	Adaptor; gray	www.wago.com/2000-121
Marker		
Item no.: 2009-113	WMB-Inline; for Smart Printer; 2300 pieces on roll; plain; snap-on type; white	www.wago.com/2009-113
Item no.: 2009-113/000-002	WMB-Inline; for Smart Printer; 2300 pieces on roll; plain; snap-on type; yellow	www.wago.com/2009-113/000-002
Item no.: 2009-113/000-012	WMB-Inline; for Smart Printer; 2300 pieces on roll; plain; snap-on type; orange	www.wago.com/2009-113/000-012
Item no.: 2009-113/000-007	WMB-Inline; for Smart Printer; 2300 pieces on roll; plain; snap-on type; gray	www.wago.com/2009-113/000-007
Item no.: 2009-113/000-005	WMB-Inline; for Smart Printer; 2300 pieces on roll; plain; snap-on type; red	www.wago.com/2009-113/000-005
Item no.: 2009-113/000-017	WMB-Inline; for Smart Printer; 2300 pieces on roll; plain; snap-on type; light green	www.wago.com/2009-113/000-017
Item no.: 2009-113/000-006	WMB-Inline; for Smart Printer; 2300 pieces on roll; plain; snap-on type; blue	www.wago.com/2009-113/000-006
Item no.: 2009-113/000-024	WMB-Inline; for Smart Printer; 2300 pieces on roll; plain; snap-on type; violet	www.wago.com/2009-113/000-024
Item no.: 2009-113/000-023	WMB-Inline; for Smart Printer; 2300 pieces on roll; plain; snap-on type; green	www.wago.com/2009-113/000-023
Item no.: 793-3501	WMB marking card; as card; plain; snap-on type; white	www.wago.com/793-3501
Group marker carrier		
Item no.: 2009-191		www.wago.com/2009-191

Subject to changes. Please also observe the further product documentation!



Group marker carrier; gray

Jumpers

Jumper

Item no.: 210-123

Wire commoning chain; insulated; blue

www.wago.com/210-123**Item no.: 2000-408**

Jumper; 8-way; insulated; light gray

www.wago.com/2000-408**Item no.: 2000-407**

Jumper; 7-way; insulated; light gray

www.wago.com/2000-407**Item no.: 2000-409**

Jumper; 9-way; insulated; light gray

www.wago.com/2000-409**Item no.: 2000-408/000-006**

Jumper; 8-way; insulated; blue

www.wago.com/2000-408/000-006**Item no.: 2000-408/000-005**

Jumper; 8-way; insulated; red

www.wago.com/2000-408/000-005**Item no.: 2000-409/000-005**

Jumper; 9-way; insulated; red

www.wago.com/2000-409/000-005**Item no.: 2000-407/000-006**

Jumper; 7-way; insulated; blue

www.wago.com/2000-407/000-006**Item no.: 2000-410**

Jumper; 10-way; insulated; light gray

www.wago.com/2000-410**Item no.: 2000-410/000-006**

Jumper; 10-way; insulated; blue

www.wago.com/2000-410/000-006**Item no.: 2000-433/000-005**

Jumper; from 1 to 3; insulated; red

www.wago.com/2000-433/000-005**Item no.: 2000-407/000-005**

Jumper; 7-way; insulated; red

www.wago.com/2000-407/000-005**Item no.: 2000-433/000-006**

Jumper; from 1 to 3; insulated; blue

www.wago.com/2000-433/000-006**Item no.: 2000-410/000-005**

Jumper; 10-way; insulated; red

www.wago.com/2000-410/000-005

Subject to changes. Please also observe the further product documentation!

WAGO GmbH & Co. KG

Hansastr. 27

32423 Minden

Phone: +49571 887-0 | Fax: +49571 887-169

Email: info.de@wago.com | Web: www.wago.com

Do you have any questions about our products?

We are always happy to take your call at +49 (571) 887-44222.



Item no.: 2000-435 Jumper; from 1 to 5; insulated; light gray	www.wago.com/2000-435
Item no.: 2000-409/000-006 Jumper; 9-way; insulated; blue	www.wago.com/2000-409/000-006
Item no.: 2000-436 Jumper; from 1 to 6; insulated; light gray	www.wago.com/2000-436
Item no.: 2000-433 Jumper; from 1 to 3; insulated; light gray	www.wago.com/2000-433
Item no.: 2000-434 Jumper; from 1 to 4; insulated; light gray	www.wago.com/2000-434
Item no.: 2000-402 Jumper; 2-way; insulated; light gray	www.wago.com/2000-402
Item no.: 2000-402/000-006 Jumper; 2-way; insulated; blue	www.wago.com/2000-402/000-006
Item no.: 2000-403 Jumper; 3-way; insulated; light gray	www.wago.com/2000-403
Item no.: 2000-402/000-005 Jumper; 2-way; insulated; red	www.wago.com/2000-402/000-005
Item no.: 2000-402/000-018 Jumper; 2-way; insulated; yellow-green	www.wago.com/2000-402/000-018
Item no.: 2000-404 Jumper; 4-way; insulated; light gray	www.wago.com/2000-404
Item no.: 2000-403/000-005 Jumper; 3-way; insulated; red	www.wago.com/2000-403/000-005
Item no.: 2000-404/000-006 Jumper; 4-way; insulated; blue	www.wago.com/2000-404/000-006
Item no.: 2000-403/000-006 Jumper; 3-way; insulated; blue	www.wago.com/2000-403/000-006
Item no.: 2000-404/000-005 Jumper; 4-way; insulated; red	www.wago.com/2000-404/000-005

Subject to changes. Please also observe the further product documentation!



Item no.: 2000-405 Jumper; 5-way; insulated; light gray	www.wago.com/2000-405
Item no.: 2000-405/011-000 Star point jumper; 3-way; insulated; light gray	www.wago.com/2000-405/011-000
Item no.: 2000-405/000-006 Jumper; 5-way; insulated; blue	www.wago.com/2000-405/000-006
Item no.: 2000-406/000-006 Jumper; 6-way; insulated; blue	www.wago.com/2000-406/000-006
Item no.: 2000-405/000-005 Jumper; 5-way; insulated; red	www.wago.com/2000-405/000-005
Item no.: 2000-406 Jumper; 6-way; insulated; light gray	www.wago.com/2000-406
Item no.: 2000-406/000-005 Jumper; 6-way; insulated; red	www.wago.com/2000-406/000-005
Item no.: 2000-406/020-000 Delta jumper; insulated; light gray	www.wago.com/2000-406/020-000
Item no.: 2000-437 Jumper; from 1 to 7; insulated; light gray	www.wago.com/2000-437
Item no.: 2000-438 Jumper; from 1 to 8; insulated; light gray	www.wago.com/2000-438
Item no.: 2000-439 Jumper; from 1 to 9; insulated; light gray	www.wago.com/2000-439
Item no.: 2000-440 Jumper; from 1 to 10; insulated; light gray	www.wago.com/2000-440
Item no.: 210-103 Wire commoning chain; insulated; black	www.wago.com/210-103

Testing and measuring

Testing accessories

Item no.: 2009-174 Test plug adapter; for 4 mm Ø test plugs; for testing TOPJOB®S rail-mounted terminal blocks; gray	www.wago.com/2009-174
Item no.: 2009-182 Testing tap; for max. 2.5 mm ² ; tool-free connection for individual test wires 0.08 - 2.5 mm; gray	www.wago.com/2009-182

Ferrule

Subject to changes. Please also observe the further product documentation!



Ferrule

Item no.: 216-241

Ferrule; Sleeve for 0.5 mm² / 20 AWG; insulated; electro-tin plated; electrolytic copper; gastight crimped; acc. to DIN 46228, Part 4/09.90; white

www.wago.com/216-241

Item no.: 216-242

Ferrule; Sleeve for 0.75 mm² / 18 AWG; insulated; electro-tin plated; electrolytic copper; gastight crimped; acc. to DIN 46228, Part 4/09.90; gray

www.wago.com/216-242

Item no.: 216-243

Ferrule; Sleeve for 1 mm² / AWG 18; insulated; electro-tin plated; electrolytic copper; gastight crimped; acc. to DIN 46228, Part 4/09.90; red

www.wago.com/216-243

Protective warning marker

Cover

Item no.: 2000-115

Protective warning marker; for 5 terminal blocks; with high-voltage symbol, black; yellow

www.wago.com/2000-115

Tool

Operating tool

Item no.: 210-648

Operating tool; Blade: 2.5 x 0.4 mm; with a partially insulated shaft; angled; short

www.wago.com/210-648

Item no.: 210-647

Operating tool; Blade: 2.5 x 0.4 mm; with a partially insulated shaft; multicoloured

www.wago.com/210-647

Item no.: 210-719

Operating tool; Blade: 2.5 x 0.4 mm; with a partially insulated shaft

www.wago.com/210-719

Carrier rail

Mounting accessories

Item no.: 210-197

Steel carrier rail; 35 x 15 mm; 1.5 mm thick; 2 m long; slotted; similar to EN 60715; silver-colored

www.wago.com/210-197

Item no.: 210-198

Copper carrier rail; 35 x 15 mm; 2.3 mm thick; 2 m long; unslotted; according to EN 60715; copper-colored

www.wago.com/210-198

Item no.: 210-113

Steel carrier rail; 35 x 7.5 mm; 1 mm thick; 2 m long; unslotted; according to EN 60715; silver-colored

www.wago.com/210-113

Item no.: 210-118

Steel carrier rail; 35 x 15 mm; 2.3 mm thick; 2 m long; unslotted; according to EN 60715; silver-colored

www.wago.com/210-118

Item no.: 210-112

Steel carrier rail; 35 x 7.5 mm; 1 mm thick; 2 m long; slotted; according to EN 60715; "Hole width 25 mm; silver-colored

www.wago.com/210-112

Item no.: 210-114

Steel carrier rail; 35 x 15 mm; 1.5 mm thick; 2 m long; unslotted; similar to EN 60715; silver-colored

www.wago.com/210-114

Item no.: 210-115

Steel carrier rail; 35 x 7.5 mm; 1 mm thick; 2 m long; slotted; according to EN 60715; "Hole width 18 mm; silver-colored

www.wago.com/210-115

Subject to changes. Please also observe the further product documentation!

WAGO GmbH & Co. KG

Hansastr. 27

32423 Minden

Phone: +49571 887-0 | Fax: +49571 887-169

Email: info.de@wago.com | Web: www.wago.com

Do you have any questions about our products?

We are always happy to take your call at +49 (571) 887-44222.

**Item no.: 210-196**

Aluminum carrier rail; 35 x 8.2 mm; 1.6 mm thick; 2 m long; unslotted; similar to EN 60715; silver-colored

www.wago.com/210-196**Mounting**

Cover carrier

Item no.: 709-169

Cover carrier; Type 3; incl. fixing/retaining screws and knurled nut; suitable for 279 to 282 and 880 Series rail-mounted terminal blocks; suitable for 264 Series miniature rail-mounted terminal blocks; suitable for 270 Series sensor and actuator terminal blocks; gray

www.wago.com/709-169

Cover

Item no.: 709-156

Cover; Type 3; suitable for cover carrier, type 3; 1 m long; transparent

www.wago.com/709-156**Push-in type wire jumper**

Jumper

Item no.: 2009-404Push-in type wire jumper; 0.75 mm²; insulated; 110 mm long; graywww.wago.com/2009-404**Item no.: 2009-402**Push-in type wire jumper; 0.75 mm²; insulated; 60 mm long; graywww.wago.com/2009-402**Item no.: 2009-406**Push-in type wire jumper; 0.75 mm²; insulated; 250 mm long; graywww.wago.com/2009-406**Downloads****Documentation****Bid Text**

2000-5477 X81 - Datei	2019 年2月19 日	xml 4.0 kB	Download
2000-5477 docx - Datei	2018 年8月7 日	docx 15.4 kB	Download

Additional Information

pdf
2.2 MB

Download

CAD/CAE-Data**CAD data**

2D/3D Models 2000-5477	URL	Download
------------------------	-----	----------

CAE data

Subject to changes. Please also observe the further product documentation!

WAGO GmbH & Co. KG
Hansastr. 27
32423 Minden
Phone: +49571 887-0 | Fax: +49571 887-169
Email: info.de@wago.com | Web: www.wago.com

Do you have any questions about our products?
We are always happy to take your call at +49 (571) 887-44222.



EPLAN Data Portal 2000-5477

[URL](#)

[Download](#)

ZUKEN Portal 2000-5477

[URL](#)

[Download](#)

Environmental Product Compliance

Compliance Search

Environmental Product Compliance 2000-5477

[URL](#)

[Download](#)

4-conductor sensor supply terminal block; with ground contact; with colored conductor entries; 1 mm²; Push-in CAGE CLAMP®; 1,00 mm²; orange

Installation Notes

Conductor termination



All conductor types at a glance

Commoning

Subject to changes. Please also observe the further product documentation!

WAGO GmbH & Co. KG

Hansastr. 27

32423 Minden

Phone: +49571 887-0 | Fax: +49571 887-169

Email: info.de@wago.com | Web: www.wago.com

Do you have any questions about our products?

We are always happy to take your call at +49 (571) 887-44222.



Commoning (signal level):

Commoning the signal level with push-in type jumper bars (2000 Series). Models with an LED can only be commoned in one jumper slot!

TOPJOB® S Test Plug Adapters can be used in all jumper slots.




Upper level: Two independent signal pathways

Commoning



Commoning (potential level):

Commoning potential levels via push-in type jumper bars (2000 Series).



Commoning (potential level):



Continuous commoning in the potential levels via push-in type jumper bars for even pole numbers (2000 Series)

Subject to changes. Please also observe the further product documentation!



Potential levels: Two adjacent commoning options on a current bar

Commoning





Ground commoning:

For sensor and actuator terminal blocks without ground connection to the DIN-rail, the ground connection can be performed by commoning to the terminal block with a ground foot.

For example, colored push-in type jumper bars are used with sensor terminal blocks.

Testing



Testing via testing tap (2009-182) (up to max. 42 V).

Testing via testing tap (2009-174) (up to max. 42 V).

Subject to changes. Please also observe the further product documentation!

Application



Supply:

Orange supply terminal block of same profile with a power supply option from both the cabinet and sensor sides



Terminal block assembly with 4-conductor sensor terminal blocks and 3-conductor actuator terminal blocks

Marking

Subject to changes. Please also observe the further product documentation!



Marking:

3.5 mm WMB markers (793-35xx) from the top or the side – additional marking option via marker carrier

Marking:

Labeling via marking strips (2009-110) – from the top or the side.

Product family

TOPJOB® S

TOPJOB® S: In various industrial applications and modern building installations, WAGO's wide and versatile range of rail-mount terminal blocks provides more than just reliable electrical connections.

[Show all products from the family](#)

Subject to changes. Please also observe the further product documentation!