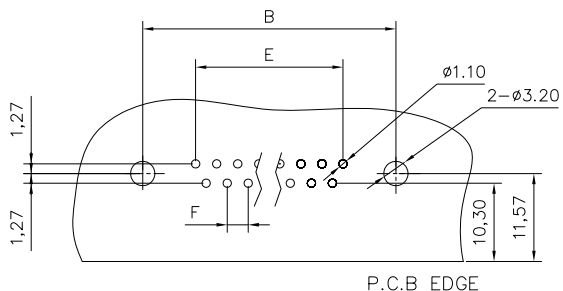
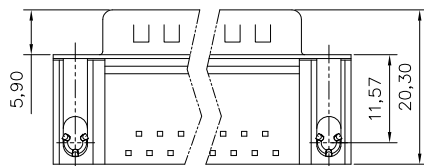
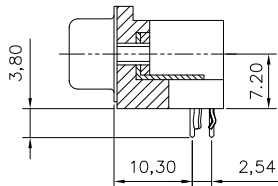
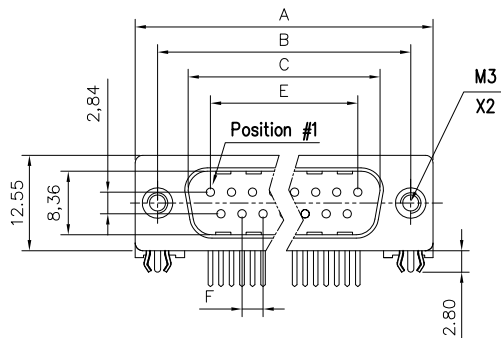


This document is the property of Amphenol Corporation and is delivered on the express condition that it is not to be disclosed, reproduced or used, in whole or in part, for manufacture or sale by anyone other than Amphenol Corporation without its prior consent, & that no right is granted to disclose or to use any information in this document.



RECOMMENDED P.C.B LAYOUT
(TOLERANCE +/-0.03)



Customer drawing

Nb of contacts	Dimensions				
	A	B	C	E	F
9	30.89	24.99	16.92	10.96	2.77
15	39.10	33.32	25.25	19.18	2.77
25	53.09	47.04	38.96	33.24	2.77
37	69.40	63.50	55.42	49.86	2.77

REVISIONS				
SYM	ECN	DESCRIPTION	DATE	APPROVED
1			03/26/08	

D-SUB TECHNICAL DATA

SHELL : Steel, 2.5um(100u") min. tin over 1.25um(50u") min. nickel
 BODY : Glass filled thermoplastic.
 CONTACTS : Brass
 flash gold over 1.25um(50u") min nickel in mating area,
 2.54um(100u") min. tin over 1.25um(50u") min. nickel on termination area
 REAR INSERT : Brass,100u" min. tin over 50u" min. nickel
 BOARDLOCK : Brass,100u" min. tin over 50u" min. nickel
 ELECTRICAL : Voltage rating: 250 V RMS at 50 Hz
 Current rating: 5A per contact
 Withstanding Voltage >1000 V RMS at 50 Hz for one minute
 Insulation resistance >5000 M Ohms
 Contact resistance 20 mOhms max.
 CLIMATIC : Temperature range -55 °C up to 125°C
 MARKING : Amphenol...(Series No.)
 Manufacturing date
 Commercial reference

PRODUCT CODE

L 717SD X XX P 1A CH 3R

L: RoHS Compliance

717SD: tinned shell
+dimples for plug

Shell Size: E,A,B,C

Configuration: 9,15,25,37

Contact type:
P: Pin

Mounting options
3R=rear insert M3

PCB locking type:
grounding tabs
+ boardlocks

termination:
1A(European)

UNLESS OTHERWISE SPECIFIED TOLERANCES	APPROVAL		DATE
	U.S.	METRIC	
.X +/-	0.50		DRAWN Sunny.Li 03/26/08
.XX +/-	0.30		CHECKED lit.wang 03/26/08
.XXX +/-	0.20		CHECKED
FRACTIONS +/-		2'	
ANGLES +/-			
FOR MATERIALS AND FINISHES SEE NOTES	DRAWING FILE :		
REMOVE SHARP EDGES	ANGLE OF PROJECTION		
DIMENSIONS	U.S. INCHES		
METRIC	MM		

Amphenol®

TITLE
D-SUB contacts , SD series

SIZE	DRAWING NO.	REV.
A4	C L717SDXXXPIACH3R	1
SCALE	NONE	SHEET 1 OF 1