

Sensor/Actuator cable - SAC-4P-M12MS/ 5,0-800/M12FS - 1567296

Please be informed that the data shown in this PDF Document is generated from our Online Catalog. Please find the complete data in the user's documentation. Our General Terms of Use for Downloads are valid (<http://download.phoenixcontact.com>)



Sensor/Actuator cable, 4-position, Special TPE halogen-free, welding sputter-resistant, highly flexible, Gray RAL 7001, Plug straight M12, A-coded, on Socket straight M12, A-coded, Cable length: 5 m

as in the figure, but with a gray conductor



Key commercial data

Packing unit	1 1
Minimum order quantity	25 1
Custom tariff number	85444290
Country of origin	Poland

Technical data

Dimensions

Length of cable	5 m
-----------------	-----

Ambient conditions

Degree of protection	IP65
	IP67
	IP68

General

Rated current at 40°C	4 A
Rated voltage	250 V
Number of positions	4
Contact resistance	≤ 5 mΩ
Insulation resistance	≥ 10 MΩ
Coding	A - standard
Status display	No
Surge voltage category	II

Sensor/Actuator cable - SAC-4P-M12MS/ 5,0-800/M12FS - 1567296

Technical data

General

Pollution degree	3
Insertion/withdrawal cycles	≥ 100

Material

Inflammability class according to UL 94	HB
Contact material	CuSn
Contact surface material	Ni/Au
Contact carrier material	TPU GF
Material of grip body	TPU, hardly inflammable, self-extinguishing
Material, knurls	Zinc die-cast, nickel-plated
Sealing material	NBR

Cable

Note	Due to the extremely robust outer sheath, this cable should only be stripped in 5 cm increments.
Cable type	Gray, highly flexible PUR
Cable type (abbreviation)	800
Cable abbreviation	Li12YYTPE-HF
Conductor cross section	4x 0.34 mm ² (signal line)
AWG signal line	22
Conductor structure signal line	42x 0.10 mm
Core diameter including insulation	1.3 mm ±0.05 mm (signal line)
Wire colors	brown, white, blue, black
Overall twist	4 wires, twisted
External sheath, color	Gray RAL 7001
External cable diameter D	4.8 mm ± 0.2 mm
Minimum bending radius, fixed installation	5 x D
Minimum bending radius, flexible installation	5 x D
Number of bending cycles	15000000
Bending radius	50 mm
Traversing path	0.9 m
Traversing rate	5 m/s
Acceleration	30 m/s ²
Torsion force	± 360 °/m
Outer sheath, material	PUR
Material conductor insulation	PES
Conductor material	Bare Cu litz wires
Insulation resistance	≥ 20 MΩ*km
Conductor resistance	approx. 53 Ω/km

Sensor/Actuator cable - SAC-4P-M12MS/ 5,0-800/M12FS - 1567296

Technical data

Cable

Nominal voltage, cable	300 V
Test voltage, cable	2000 V
Special properties	Sheath resistant to welding beads, can be recycled, matt, without adhesion, wear-resistant, flame resistant and self-extinguishing
	Free from silicone and cadmium
	Free of substances which would hinder coating with paint or varnish
Flame resistance	DIN VDE 0472 part 804, test type B
	IEC 60332-1
	in accordance with FT1 as per UL 758
Halogen-free	The cable is halogen-free
Resistance to oil	Excellent oil-resistance (as per DIN VDE 0250 T.407)
Other resistance	Highly resistant to acids, alkaline solutions and solvents
Ambient temperature (operation)	-40 °C ... 90 °C (cable, fixed installation)
	-30 °C ... 90 °C (cable, flexible installation)
	to 120 °C (for 3000 h)

Classifications

eCl@ss

eCl@ss 4.0	27060306
eCl@ss 4.1	27060306
eCl@ss 5.0	27061801
eCl@ss 5.1	27061801
eCl@ss 6.0	27061801
eCl@ss 7.0	27061801
eCl@ss 8.0	27061801

ETIM

ETIM 3.0	EC001855
ETIM 4.0	EC001855
ETIM 5.0	EC001855

UNSPSC

UNSPSC 6.01	31251501
UNSPSC 7.0901	31251501
UNSPSC 11	31251501
UNSPSC 12.01	31251501
UNSPSC 13.2	31251501

Sensor/Actuator cable - SAC-4P-M12MS/ 5,0-800/M12FS - 1567296

Approvals

Approvals


Approvals


UL Listed / cUL Listed / cULus Listed


Ex Approvals

Approvals submitted

Approval details

UL Listed 	
Nominal current IN	4 A
Nominal voltage UN	300 V

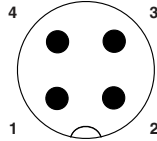
cUL Listed 	
Nominal current IN	4 A
Nominal voltage UN	300 V

cULus Listed 	
--	--

Drawings

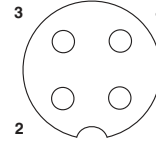
Sensor/Actuator cable - SAC-4P-M12MS/ 5,0-800/M12FS - 1567296

Schematic diagram




Pin assignment M12 plug, 4-pos., A-coded, view plug side

Schematic diagram



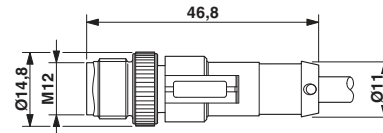
Pin assignment M12 socket, 4-pos., A-coded, view female side

Cable cross section



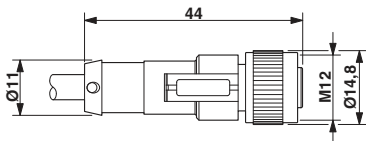
Gray, highly flexible PUR [800]

Dimensioned drawing




M12 x 1 plug, straight

Dimensioned drawing



M12 x 1 socket, straight

Circuit diagram



Contact assignment of the M12 plug and the M12 socket