

103945-2 ✓ ACTIVE

AMPMODU | AMPMODU MTE


TE Internal #: 103945-2

Connector Assembly, Plug, Wire-to-Board, 3 Position, .1 in [2.54 mm] Centerline, Insulation Displacement (IDC) / Crimp, 1 Row, Black, AMPMODU MTE

[View on TE.com >](#)



Connectors > PCB Connectors > Wire-to-Board Connectors > Wire-to-Board Connector Assemblies & Housings



Connector Product Type: **Connector Assembly**

Connector & Housing Type: **Plug**

Connector System: **Wire-to-Board**

Number of Positions: **3**

Centerline (Pitch): **2.54 mm [ .1 in ]**

## Features

### Product Type Features

|                                   |                    |
|-----------------------------------|--------------------|
| Connector Product Type            | Connector Assembly |
| Connector & Housing Type          | Plug               |
| Connector System                  | Wire-to-Board      |
| Sealable                          | No                 |
| Connector & Contact Terminates To | Wire & Cable       |

### Configuration Features

|                     |   |
|---------------------|---|
| Number of Positions | 3 |
| Number of Rows      | 1 |

### Electrical Characteristics

|                                       |         |
|---------------------------------------|---------|
| Termination Resistance                | 15 mΩ   |
| Dielectric Withstanding Voltage (Max) | 600 VAC |
| Insulation Resistance                 | 5000 MΩ |
| Operating Voltage                     | 267 V   |

### Body Features

|                       |       |
|-----------------------|-------|
| Primary Product Color | Black |
|-----------------------|-------|

### Contact Features

|                |        |
|----------------|--------|
| Contact Layout | Inline |
| Contact Type   | Pin    |



|  |                 |
|--|-----------------|
| PCB Contact Termination Area Plating Material Finish | Bright          |
| PCB Contact Termination Area Plating Material        | Tin-Lead        |
| Contact Base Material                                | Phosphor Bronze |
| Contact Current Rating (Max)                         | 3 A             |

#### Termination Features

|                                    |                                      |
|------------------------------------|--------------------------------------|
| Termination Method to Wire & Cable | Crimp, Insulation Displacement (IDC) |
|------------------------------------|--------------------------------------|

#### Mechanical Attachment

|                         |                            |
|-------------------------|----------------------------|
| Strain Relief           | With                       |
| Panel Mount Feature     | Without                    |
| PCB Mount Retention     | Without                    |
| Mating Retention Type   | Latch                      |
| Mating Retention        | With                       |
| Connector Mounting Type | Cable Mount (Free-Hanging) |

#### Housing Features

|                    |                |
|--------------------|----------------|
| Housing Material   | Thermoplastic  |
| Centerline (Pitch) | 2.54 mm[.1 in] |

#### Dimensions

|                    |                          |
|--------------------|--------------------------|
| Connector Length   | 50.3 mm[1.98 in]         |
| Connector Height   | 6.6 mm[.26 in]           |
| Wire Size          | .12 – .4 mm <sup>2</sup> |
| Row-to-Row Spacing | 2.54 mm[.1 in]           |

#### Usage Conditions

|                             |                            |
|-----------------------------|----------------------------|
| Operating Temperature Range | -65 – 105 °C[-85 – 221 °F] |
|-----------------------------|----------------------------|

#### Operation/Application

|                     |        |
|---------------------|--------|
| Circuit Application | Signal |
|---------------------|--------|

#### Industry Standards

|                        |                               |
|------------------------|-------------------------------|
| Glow Wire Rating       | Standard Part - Not Glow Wire |
| Approved Standards     | CSA LR7189, UL E28476         |
| UL Flammability Rating | UL 94V-0                      |

#### Packaging Features

|                    |      |
|--------------------|------|
| Packaging Quantity | 55   |
| Packaging Method   | Tube |



## Other

Discrete Wire Connector Comment

Maximum insulation diameter is 1.14 [.045] for Pneumatic Terminators., Ribbon Cable Notched handles 22-28 AWG

## Product Compliance

[For compliance documentation, visit the product page on TE.com>](#)

EU RoHS Directive 2011/65/EU

Not Compliant

EU ELV Directive 2000/53/EC

Compliant with Exemptions

China RoHS 2 Directive MIIT Order No 32, 2016

Restricted Materials Above Threshold

EU REACH Regulation (EC) No. 1907/2006

Current ECHA Candidate List: JUNE 2023 (235)  
Candidate List Declared Against: JAN 2023 (233)  
SVHC > Threshold:  
Pb (13% in Component Part)  
**Article Safe Usage Statements:**  
Do not eat, drink or smoke when using this product. Wash thoroughly after handling. Recycle if possible and dispose of the article by following all applicable governmental regulations relevant to your geographic location.

Halogen Content

Not Low Halogen - contains Br or Cl > 900 ppm.

Solder Process Capability

Not applicable for solder process capability


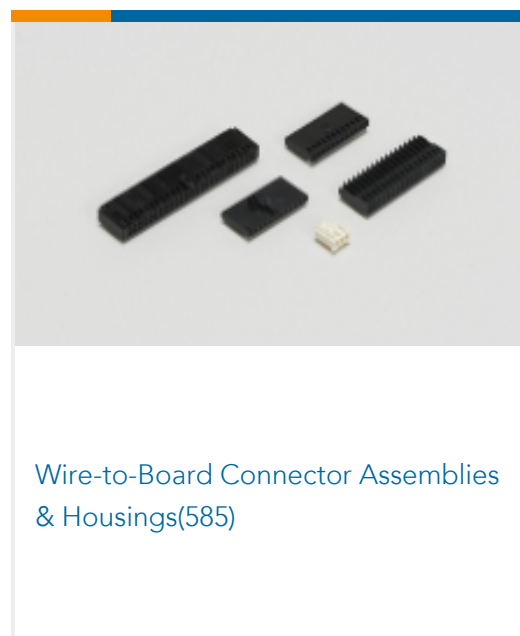
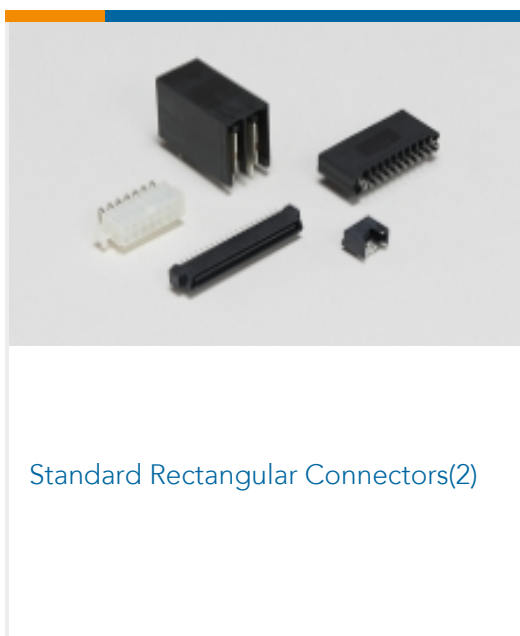

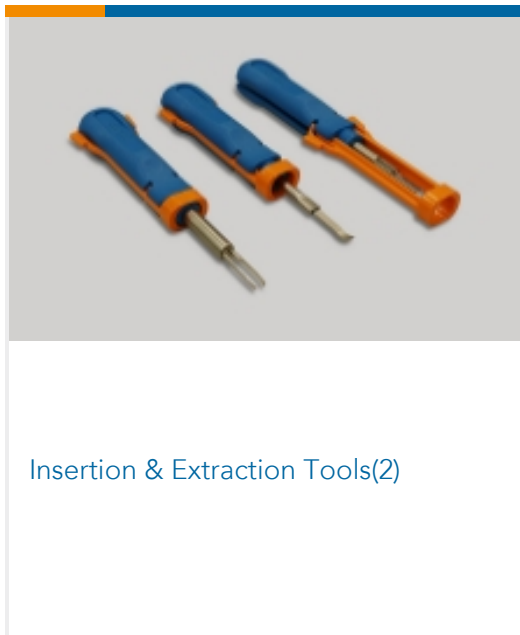
### Product Compliance Disclaimer

This information is provided based on reasonable inquiry of our suppliers and represents our current actual knowledge based on the information they provided. This information is subject to change. The part numbers that TE has identified as EU RoHS compliant have a maximum concentration of 0.1% by weight in homogenous materials for lead, hexavalent chromium, mercury, PBB, PBDE, DBP, BBP, DEHP, DIBP, and 0.01% for cadmium, or qualify for an exemption to these limits as defined in the Annexes of Directive 2011/65/EU (RoHS2). Finished electrical and electronic equipment products will be CE marked as required by Directive 2011/65/EU. Components may not be CE marked. Additionally, the part numbers that TE has identified as EU ELV compliant have a maximum concentration of 0.1% by weight in homogenous materials for lead, hexavalent chromium, and mercury, and 0.01% for cadmium, or qualify for an exemption to these limits as defined in the Annexes of Directive 2000/53/EC (ELV). Regarding the REACH Regulation, the information TE provides on SVHC in articles for this part number is based on the latest European Chemicals Agency (ECHA) 'Guidance on requirements for substances in articles' posted at this URL: <https://echa.europa.eu/guidance-documents/guidance-on-reach>

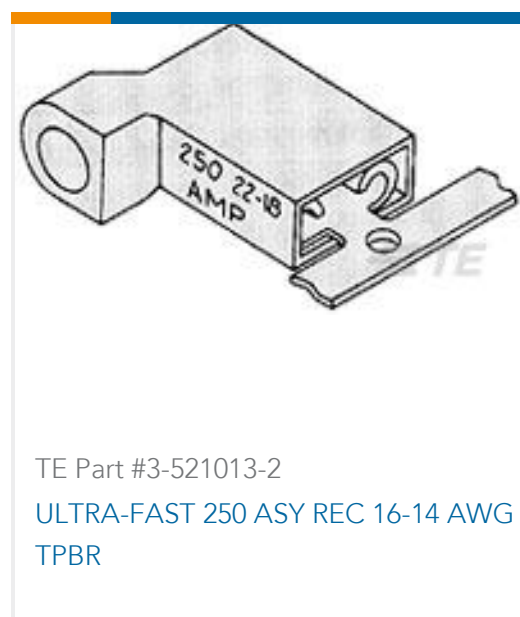
## Compatible Parts



Also in the Series | **AMPMODU MTE**



Customers Also Bought







## Documents

### Product Drawings

[5X3 MTE SHRD PIN SR LATCH .100](#)

English

### CAD Files

[3D PDF](#)

3D

Customer View Model

[ENG\\_CVM\\_CVM\\_103945-2\\_R.2d\\_dxf.zip](#)

English

Customer View Model

[ENG\\_CVM\\_CVM\\_103945-2\\_R.3d\\_igs.zip](#)

English

Customer View Model

[ENG\\_CVM\\_CVM\\_103945-2\\_R.3d\\_stp.zip](#)

English

By downloading the CAD file I accept and agree to the [Terms and Conditions](#) of use.

### Datasheets & Catalog Pages

[AMPMODU MTE INTERCONNECT SYSTEM](#)

English

### Product Specifications

[Application Specification](#)

English

### Instruction Sheets

[Instruction Sheet \(U.S.\)](#)

English